

HYDRAULIC

HOSE, COUPLINGS + EQUIPMENT



2015 PRODUCTS CATALOG



INDEX

TYPE	DESCRIPTION (EXAMPLE)	PAGE	TYPE	DESCRIPTION (EXAMPLE)	PAGE
Hose			GTH High-Temp 1-Fiber Braid Hose - SAE 100R6	3GTHXCTN	B35
G8K Spiral Wire Hose	12G8KXCTN	B1	GTHX High-Temp Fiber Spiral Hose - SAE 100R6	6GTHX X50FT	B36
EFG6K Spiral Wire Hose - SAE 100R15	6EFG6K X25FT	B1	GMV Global MegaVac® Return Line and Suction Hose	12GMV X25FT	B36
EFG6K Spiral Wire Hose - SAE 100R15 - MegaTuff® Cover	6EFG6K-MTF X25FT	B2	G4H MegaVac® Return Line and Suction Hose	12G4H X25FT	B37
EFG6KL Low Temp Spiral Wire Hose	12EFG6KL XCTN	B3	RLA 1-Fiber Braid Return Line and Low Pressure Hose	3RLA X25FT	B37
EFG5K Spiral Wire Hose - SAE 100R13	6EFG5K X25FT	B3	RLC 3-Fiber Braid Return Line and Low Pressure Hose	16RLCXCTN	B38
EFG5K Spiral Wire Hose - SAE 100R13 - MegaTuff® Cover	6EFG5K-MTF X25FT	B4	MegaTech® LOC 1-Fiber Braid High-Temp Lock-On Hose	4MEGATECHLOC XREEL	B39
EFG5KL Low Temp Spiral Wire Hose	6EFG5KL XCTN	B5	LOC 1-Fiber Braid Lock-On Hose	4LOC X50FT	B39
EFG4K Spiral Wire Hose - SAE 100R12	6EFG4K X25FT	B6	LOL Plus Lock-On Hose	3LOLAXREEL	B40
EFG4K Spiral Wire Hose - SAE 100R12 - MegaTuff® Cover	6EFG4K-MTF X25FT	B7	C5C Hydraulic Hose - SAE 100R5	4C5C X50FT	B41
EFG4KL Low Temp Spiral Wire Hose	12EFG4KLXCTN	B7	C5C-XH Xtreme® Heat Hose - SAE 100R5	5C5CXH X50FT	B42
EFG3K Spiral Wire Hose - SAE 100R12	20EFG3K X25FT	B8	C5D High-Temp Multi-Fluid Hose	4C5D X50FT	B43
EFG3K Spiral Wire Hose - SAE 100R12 - MegaTuff® Cover	20EFG3K-MTF X25FT	B8	C5M Marine Fuel Line Hose	5C5MXREEL	B43
Hot Oiler 2-Wire Braid Hose	24HOXCTN	B9	C5E High-Temp Flexline Hose	4C5E X50FT	B44
Hot Oiler 2-Wire Braid Hose - MegaTuff® Cover	24HO-MTFXCTN	B9	Air Brake Nylon Tubing	2.5NABTA X100FT	B45
M-XP™ Million Impulse Xtra Performance Wire Braid Hose	4M-XPXREEL	B10	C14 PTFE Hose - SAE 100R14 Type A - Nonconductive	4C14 X25FT	B46
Global M6K Mega6000™ Hose	4M6KXREEL	B10	C14CT PTFE Hose - SAE 100R14 Type B - Conductive	6C14CT X25FT	B47
Global M5K Mega5000™ Hose	4M5K X50FT	B11	TH8 Hydraulic Hose - SAE 100R8	3TH8XCTN	B48
Global M5K Mega5000™ Hose - MegaTuff® Cover	4M5K-MTFXREEL	B11	TH8NC Non Conductive Hydraulic Hose - SAE 100R8	4TH8NC X50FT	B48
Global M5K Mega5000™ Hose - XtraTuff™ Cover	4M5K-XTFXREEL	B12	TH7 Hydraulic Hose - SAE 100R7	2TH7XCTN	B49
Global M4K Mega4000™ Hose - SAE 100R19	4M4K X50FT	B12	TH7NC Non Conductive Hydraulic Hose - SAE 100R7	2TH7NCXCTN	B49
Global M4K Mega4000™ Hose - SAE 100R19 - MegaTuff® Cover	4M4K-MTF X50FT	B13	TH7DL Dual Line Hydraulic Hose - SAE 100R7	4TH7DLXCTN	B50
Global M4K Mega4000™ Hose - SAE 100R19 - XtraTuff™ Cover	4M4K-XTF X50FT	B14	TH7NCDL Non Conductive Dual Line Hydraulic Hose - SAE 100R7	4TH7NCDLXCTN	B51
M4KH Wire Braid Hose - High-Temp - SAE 100R19	4M4KH X50FT	B14	TH18 Constant Pressure Hydraulic Hose - SAE 100R18	4TH18XCTN	B51
M4KH Wire Braid Hose - High-Temp - SAE 100R19 - MegaTuff® Cover	4M4KH-MTF X50FT	B15	TH18NC Constant Pressure Non Conductive Hydraulic Hose - SAE 100R18	4TH18NCXCTN	B52
Global M4KL Mega4000™ PolarFlex® Hose - SAE 100R19	4M4KLXREEL	B16	6AC134A X25FT	6ACC-PSII X50FT	B53
Global M3K Mega3000® Hose - SAE 100R17	3M3KXREEL	B16	PolarSeal® Hose		
Global M3K Mega3000® Hose - SAE 100R17 - MegaTuff® Cover	4M3K-MTF X50FT	B17	PolarSeal® II Hose		
Global M3K Mega3000® Hose - SAE 100R17 - XtraTuff™ Cover	3M3K-XTFXREEL	B18	Hose/Cplg. Selection		
M3KH Wire Braid Hose - High-Temp - SAE 100R17	4M3KHXREEL	B19	Hose/Cplg. Selection		
M3KH Wire Braid Hose - High-Temp - SAE 100R17 - MegaTuff® Cover	4M3KH-MTFXREEL	B19	G8K Couplings		
M2T™ MegaFlex® 2-Wire Braid Hose - SAE 100R16	4M2T X50FT	B20	G8K Couplings		
M2T™ MegaFlex® 2-Wire Braid Hose - SAE 100R16 - MegaTuff® Cover	4M2T-MTF X50FT	B21	Caterpillar Style O-Ring Flange	12G8K-12FLC	D1
M2T™ MegaFlex® 2-Wire Braid Hose - SAE 100R16 - XtraTuff™ Cover	4M2T-XTFXREEL	B21	Caterpillar Style O-Ring Flange - 45° Bent Tube	12G8K-12FLC45-034	D1
CM2TDL MegaFlex® Connected Dual-Line 2-Wire Braid - SAE 100R16 - XtraTuff™ Cover	6CM2TDL-XTF X50FT	B22	Caterpillar Style O-Ring Flange - 90° Bent Tube	12G8K-12FLC90-070	D1
Global G2 2-Wire Braid Hose - SAE 100R2 Type S	3G2 X50FT	B22	G8K Ferrule for G8K Spiral Hose	12G8K1F	D2
G2XH 2-Wire Braid Xtreme® Heat Hose - SAE 100R2 Type S	4G2XH X50FT	B23	GlobalSpiral Couplings		
Global G2H High-Temp 2-Wire Braid Hose Type AT	20G2H X50FT	B24	GlobalSpiral™ Couplings		
Global G2H High-Temp - MegaTuff® Cover Type AT	20G2H-MTFXCTN	B25	Male Pipe (NPTF - 30° Cone Seat)	6GS-6MP	E1
Global G2L PolarFlex® Hose - SAE 100R2 Type S	4G2L X50FT	B25	API Line Pipe Connection	20GS-20MPAPI	E1
J2AT 2-Wire Braid Jack Hose - 10,000 Static Pressure Only	4J2AT X50FT	B26	Male Pipe (NPTF - 30° Cone Seat) - Long Hex Male O-Ring Boss	16GS-16MPLH	E2
J2AT 2-Wire Braid Jack Hose - MegaTuff® Cover - 10,000 Static Pressure Only	4J2AT-MTFXREEL	B26	Female MegaSeal® Swivel	6GS-6MB	E2
G1 1-Wire Braid Hose - SAE 100R1 Type S	3G1XBALE	B27	Female MegaSeal® Swivel - 45° Bent Tube	12GS-12FMX	E3
G1H 1-Wire Braid Hose - High-Temp - SAE 100R1 Type AT	4G1H X50FT	B28	Female MegaSeal® Swivel - 90° Bent Tube	12GS-12FMX45-032	E3
RFS Red Fire Suppressant Hose	3RFSXREEL	B28	Male JIC 37° Flare	12GS-12FMX90-048	E3
MegaTech® II - SAE 100R2 Type AT - ACP	20ACP	B28	Female JIC 37° Flare Swivel	6GS-6MJ	E4
MegaTech® 3000 High-Temp Oil-Air Return	MEGATECHIIIXCTN	B29	Female JIC 37° Flare Swivel - 30° Bent Tube	6GS-6FJX	E4
MegaTech® 1000 High-Temp Oil-Air Return	4MEGATECH 3000XREEL	B29	Female JIC 37° Flare Swivel - 45° Bent Tube	16GS-16FJX30M	E5
MegaTech® 500 High-Temp Oil-Air Return	4MEGATECH 1000XREEL	B30	Female JIC 37° Flare Swivel - 60° Bent Tube	6GS-6FJX45S	E5
MegaTech® 250 High-Temp Transmission Oil Cooler (TOC) Hose	24MEGATECH 500XCTN	B30	Female JIC 37° Flare Swivel - 90° Bent Tube	12GS-12FJX60-043	E6
MegaTech® G5TB Xtreme® Heat Oil-Air Return	4MEGATECH G5TB X50FT	B31	Male Flat-Face O-Ring	6GS-6FJX90L	E6
M500 Wire Braid Hose	4M500 X50FT	B32	Female Flat-Face O-Ring Swivel	6GS-6MFFOR	E7
M500 Wire Braid Hose - XtraTuff™	4M500-XTFXREEL	B33	Female Flat-Face O-Ring Swivel - 22 1/2° Bent Tube	6GS-6FFORX	E8
TR500 High-Temp/Air Brake/Engine Hose	4TR500 X50FT	B34	Female Flat-Face O-Ring Swivel - 30° Bent Tube	16GS-16FFORX22-011	E8
G3H High-Temp 2-Fiber Braid Hose - SAE 100R3	4G3H X25FT	B34	Female Flat-Face O-Ring Swivel - 45° Bent Tube	16GS-16FFORX30-14	E9
			Female Flat-Face O-Ring Swivel - 90° Bent Tube	6GS-6FFORX45S	E9
			Female Flat-Face O-Ring Swivel - 135° Bent Tube	12GS-12FFORX90L	E10
			Code 61 O-Ring Flange	12GS-16FFORX135	E11
			Code 61 O-Ring Flange Long Neck	6GS-8FL	E11
			Code 61 O-Ring Flange - 22 1/2° Bent Tube	12GS-12FLL	E12
			Code 61 O-Ring Flange - 30° Bent Tube	8GS-8FL22M	E12
			Code 61 O-Ring Flange - 45° Bent Tube	8GS-12FL30M	E13
			Code 61 O-Ring Flange - 60° Bent Tube	6GS-8FL45M	E13
			Code 61 O-Ring Flange - 67 1/2° Bent Tube	8GS-8FL60M	E14
			Code 61 O-Ring Flange - 90° Bent Tube	8GS-12FL67-032	E14
			Code 61 O-Ring Flange - 100° Bent Tube	6GS-8FL90M	E15
			Code 61 O-Ring Flange - 110° Bent Tube	12GS-16FL100-059	E16
				12GS-12FL110-064	E16

INDEX

TYPE	DESCRIPTION (EXAMPLE)	PAGE	TYPE	DESCRIPTION (EXAMPLE)	PAGE
Code 61 O-Ring Flange - 135° Bent Tube	12GS-12FL135-070	E17	1 1/4" Special One-Piece Couplings - Code 62 O-Ring Flange	20MGS-20FLH	E45
Code 61 Komatsu Style O-Ring Flange	8GS-10FLK	E17	1 1/4" Special One-Piece Couplings - Male DIN 24° Cone - Heavy Series	20MGS-38MDH	E45
Code 61 Komatsu Style O-Ring Flange - 45° Bent Tube	10GS-10FLK45-026	E18	1 1/4" Special One-Piece Couplings - Female DIN 24° Cone Swivel - Heavy Series with O-Ring	20MGS-38FDHORX	E45
Code 61 Komatsu Style O-Ring Flange - 90° Bent Tube	10GS-10FLK90-055	E18	1 1/4" Special One-Piece Couplings - Female British Standard Pipe Parallel O-Ring Swivel	20MGS-20FBSPORX	E46
Code 62 O-Ring Flange Heavy	8GS-8FLH	E19	GlobalSpiral™ MAX Pressure Couplings		
Code 62 O-Ring Flange Heavy - 22 1/2° Bent Tube	12GS-16FLH22M	E19	Male JIC 37° Flare	24GSM-24MJ	E47
Code 62 O-Ring Flange Heavy - 30° Bent Tube	12GS-12FLH30M	E20	Male Pipe (NPTF - 30° Cone Seat)	24GSM-24MP	E47
Code 62 O-Ring Flange Heavy - 45° Bent Tube	8GS-8FLH45M	E20	API Line Pipe Connection	24GSM-24APILP	E47
Code 62 O-Ring Flange Heavy - 60° Bent Tube	12GS-12FLH60M	E21	Female JIC 37° Flare Swivel	24GSM-24FJX	E48
Code 62 O-Ring Flange Heavy - 67 1/2° Bent Tube	16GS-16FLH67M	E21	Female JIC 37° Flare Swivel - 45° Bent Tube	24GSM-24FJX45-034	E48
Code 62 O-Ring Flange Heavy - 90° Bent Tube	8GS-8FLH90-080	E22	Female JIC 37° Flare Swivel - 90° Bent Tube	24GSM-24FJX90M	E48
Code 62 O-Ring Flange Heavy - 110° Bent Tube	12GS-12FLH110-064	E23	Female Flat-Face Swivel	24GSM-24FFORX	E49
Caterpillar Style O-Ring Flange	12GS-12FLC	E23	Female Flat-Face Swivel - 45° Bent Tube	24GSM4K-24FFORX45-038	E49
Caterpillar Style O-Ring Flange - 22 1/2° Bent Tube	12GS-12FLC22-016	E24	Female Flat-Face Swivel - 90° Bent Tube	24GSM4K-24FFORX90M	E49
Caterpillar Style O-Ring Flange - 30° Bent Tube	12GS-12FLC30-022	E24	Code 61 O-Ring Flange	24GSM-24FL	E50
Caterpillar Style O-Ring Flange - 45° Bent Tube	12GS-12FLC45-035	E25	Code 61 O-Ring Flange - 30° Bent Tube	24GSM-24FL30M	E50
Caterpillar Style O-Ring Flange - 60° Bent Tube	12GS-16FLC60-048	E25	Code 61 O-Ring Flange - 45° Bent Tube	24GSM-24FL45M	E50
Caterpillar Style O-Ring Flange - 67 1/2° Bent Tube	16GS-16FLC67-057	E26	Code 61 O-Ring Flange - 60° Bent Tube	24GSM-24FL60M	E51
Caterpillar Style O-Ring Flange - 90° Bent Tube	12GS-12FLC90-068	E26	Code 61 O-Ring Flange - 90° Bent Tube	24GSM-24FL90S	E51
Hose Length Extender	8GS-8HLE	E27	Code 62 O-Ring Flange Heavy	24GSM-20FLH	E52
Hose Length Extender - 45° Bent Tube	20GS-20HLE45-103	E27	Code 62 O-Ring Flange Heavy - 22° Bent Tube	24GSM-24FLH20-024	E52
Hose Length Extender - 90° Bent Tube	8GS-8HLE90-086	E28	Code 62 O-Ring Flange Heavy - 30° Bent Tube	24GSM-24FLH30M	E52
Hose Length Extender Caterpillar	12GS-12HLEC	E28	Code 62 O-Ring Flange Heavy - 45° Bent Tube	24GSM-24FLH45M	E53
Male DIN 24° Cone - Light Series	6GS-12MDL	E29	Code 62 O-Ring Flange Heavy - 60° Bent Tube	24GSM-24FLH60M	E53
Female DIN 24° Cone Swivel - Light Series with O-Ring	6GS-12FDLORX	E29	Code 62 O-Ring Flange Heavy - 90° Bent Tube	24GSM-24FLH90-094	E54
Female DIN 24° Cone Swivel - Light Series with O-Ring - 45° Bent Tube	8GS-15FDLORX45	E30	Code 62 O-Ring Flange Heavy With Captive Flange	24GSM-24FLHCFM	E54
Female DIN 24° Cone Swivel - Light Series with O-Ring - 90° Bent Tube	6GS-12FDLORX90	E30	Code 62 O-Ring Flange Heavy With Captive Flange - 45° Bent Tube	24GSM-24FLHCFM45M	E55
Male DIN 24° Cone - Heavy Series	6GS-12MDH	E31	Code 62 O-Ring Flange Heavy With Captive Flange - 90° Bent Tube	24GSM-24FLHCFM90-094	E55
Female DIN 24° Cone Swivel - Heavy Series with O-Ring	6GS-10FDHORX	E31	Code 62 O-Ring Flange Heavy Captive Flange Metric Bolts	40GSM-40FLHCFM	E55
Female DIN 24° Cone Swivel - Heavy Series with O-Ring - 45° Bent Tube	6GS-12FDHORX45	E32	Caterpillar Style O-Ring Flange	24GSM-24FLC	E56
Female DIN 24° Cone Swivel - Heavy Series with O-Ring - 90° Bent Tube	6GS-12FDHORX90	E32	Caterpillar Style O-Ring Flange - 22° Bent Tube	24GSM-24FLC22-017	E56
Male Kobelco Style	12GS-22MKB	E33	Caterpillar Style O-Ring Flange - 30° Bent Tube	24GSM-24FLC30-023	E56
Male British Standard Pipe Parallel	6GS-6MBSPP	E33	Caterpillar Style O-Ring Flange - 45° Bent Tube	24GSM-24FLC45-039	E57
Female British Standard Parallel Pipe O-Ring Swivel	6GS-6FBSPORX	E34	Caterpillar Style O-Ring Flange - 60° Bent Tube	24GSM-24FLC60-055	E57
Female British Standard Parallel Pipe O-Ring Swivel - 45° Bent Tube	6GS-6FBSPORX45	E34	Caterpillar Style O-Ring Flange - 90° Bent Tube	24GSM-24FLC90-087	E58
Female British Standard Parallel Pipe O-Ring Swivel - 90° Bent Tube	6GS-6FBSPORX90	E35	Female British Standard Parallel Pipe O-Ring Swivel	24GSM-24FBSPORX	E58
Female British Standard Pipe Parallel O-Ring Swivel - 90° Block	12GS-12FBSPORX90BL	E35	Female British Standard Parallel Pipe O-Ring Swivel - 45° Bent Tube	24GSM-24FBSPORX45	E58
Female British Flat Face Swivel	16GS-16FBFFX	E36	Female British Standard Parallel Pipe O-Ring Swivel - 90° Bent Tube	24GSM-24FBSPORX90	E59
Female French GAZ (Poclair) 24° High Pressure Flange	8GS-17FPFL	E36	Female DIN 24° Cone Swivel - Heavy Series with O-Ring	24GSM-38FDHORX	E59
Male French GAZ (Poclair) 24° High Pressure Flange	8GS-17MPFL	E36	Female DIN 24° Cone Swivel - Heavy Series with O-Ring - 45° Bent Tube	24GSM-38FDHORX45	E59
Male French GAZ (Poclair) 24° High Pressure Flange - 90° Bent Tube	10GS-21MPFL90	E37	Female DIN 24° Cone Swivel - Heavy Series with O-Ring - 90° Bent Tube	24GSM-38FDHORX90	E60
Male French GAZ	8GS-17MFG	E37	Male British Standard Pipe Parallel	24GSM-24MBSPP	E60
Female French GAZ Swivel (Female Kobelco)	8GS-17FFGX	E38	Hose Length Extender	32GSM-32HLE	E60
Female French GAZ Swivel - 90° Bent Tube	10GS-21FFGX90	E38	Hose Length Extender for Caterpillar with Clamping Area	24GSM-24HLEC	E61
Female Komatsu Style Japanese Metric Swivel	8GS-8FKX	E39	ISO 6164 4-bolt Square Heavy Captive Flange	40GSM-63FLSHCF	E61
Female Japanese Industrial Standard 30° Flare Swivel	12GS-12JISX	E39	GSM Butt Weld	40GSM-40XXSBW	E61
GS Ferrule for Wire Braid Hose	6GS1F-1	E39	GlobalSpiral™ Plus Couplings		
GS Ferrule for 4-Spiral Hose	6GS1F-4	E40	Male Pipe (NPTF - 30° Cone Seat)	24GSP-24MP	E62
GS Ferrule for 6-Spiral Hose	20GS1F-6	E40	API Line Pipe Connection	24GSP-24MPAPI	E62
1 1/4" Special One-Piece Couplings - Male Pipe (NPTF - 30° Cone Seat)	20MGS-20MP	E41	Male Pipe (NPTF - 30° Cone Seat) - Long Hex	24GSP-24MPLH	E62
1 1/4" Special One-Piece Couplings - Male JIC 37° Flare	20MGS-20MJ	E41	Male JIC 37° Flare	24GSP-20MJ	E63
1 1/4" Special One-Piece Couplings - Female JIC 37° Flare Swivel	20MGS-20FJX	E41	Female JIC 37° Flare Swivel	24GSP-24FJX	E63
1 1/4" Special One-Piece Couplings - Female JIC 37° Flare Swivel - 45° Bent Tube	20MGS-20FJX90M-078	E42	Female JIC 37° Flare Swivel - 45° Bent Tube	24GSP-24FJX45-050	E63
1 1/4" Special One-Piece Couplings - Female Flat-Face O-Ring Swivel	20MGS-20FFORX	E42	Female JIC 37° Flare Swivel - 90° Bent Tube	24GSP-24FJX90-089	E64
1 1/4" Special One-Piece Couplings - Female Flat-Face O-Ring Swivel - 90° Bent Tube	20MGS-20FFORX90M	E43	Male Flat-Face O-Ring Swivel	24GSP-24MFFOR	E64
1 1/4" Special One-Piece Couplings - Code 61 O-Ring Flange	20MGS-20FL	E43	Female Flat-Face O-Ring Swivel	24GSP-24FFORX	E64
1 1/4" Special One-Piece Couplings - Code 61 O-Ring Flange - 45° Bent Tube	20MGS-20FL45S-032	E44	Female Flat-Face O-Ring Swivel - 45° Bent Tube	24GSP-24FFORX45-036	E65
1 1/4" Special One-Piece Couplings - Code 61 O-Ring Flange - 90° Bent Tube	20MGS-20FL90M-090	E44	Female Flat-Face O-Ring Swivel - 90° Bent Tube	24GSP-24FFORX90L	E65
			Code 61 O-Ring Flange	24GSP-20FL	E66
			Code 61 O-Ring Flange - 22 1/2° Bent Tube	24GSP-24FL22M	E66
			Code 61 O-Ring Flange - 30° Bent Tube	24GSP-24FL30S	E67
			Code 61 O-Ring Flange - 45° Bent Tube	24GSP-20FL45S	E67
			Code 61 O-Ring Flange - 60° Bent Tube	24GSP-24FL60S	E68
			Code 61 O-Ring Flange - 67 1/2° Bent Tube	24GSP-24FL67S	E68
			Code 61 O-Ring Flange - 90° Bent Tube	24GSP-20FL90S	E69

INDEX

TYPE	DESCRIPTION (EXAMPLE)	PAGE	TYPE	DESCRIPTION (EXAMPLE)	PAGE
Code 61 O-Ring Flange - 110° Bent Tube	24GSP-24FL110-094	E69	North American Stand Pipe	4G-4NASP	G26
Code 61 O-Ring Flange - 120° Bent Tube	24GSP-24FL120-119	E70	Hose Length Extender	20G-20HLE	G27
Code 61 O-Ring Flange - 125° Bent Tube	32GSP-32FL125-150	E70	Female Air Brake Swivel	6G-6FABX	G27
Code 61 Flange Without O-Ring Groove	24GSP-24FLFF	E71	Female Grease	4G-8FG	G27
Code 62 O-Ring Flange Heavy	24GSP-24FLH	E71	Female Parker Triple Thread Flare	16G-16FZX	G28
Code 62 O-Ring Flange Heavy - 45° Bent Tube	24GSP-24FLH45M	E71	Pressure Wash Swivel	4G-6PWX	G28
Code 62 O-Ring Flange Heavy - 90° Bent Tube	24GSP-24FLH90-094	E72	International Thread British Std Pipe Banjo	4G-4BSPBJ	G28
Hose Length Extender	24GSP-24HLE	E72	International Thread Metric 7642 DIN Banjo	4G-12DBJ	G29
Male British Standard Pipe Tapered	24GSP-24MBSPT	E73	Male DIN 24° Cone - Light Series	4G-6MDL	G29
Female British Standard Parallel Pipe O-Ring Swivel	24GSP-24FBSPORX	E73	Female DIN 24° Cone Swivel - Light Series with O-Ring	4G-6FDLORX	G30
Female British Standard Parallel Pipe O-Ring Swivel - 45° Bent Tube	24GSP-24FBSPORX45	E73	Female DIN 24° Cone Swivel - Light Series with O-Ring - 45° Bent Tube	4G-8FDLORX45	G30
Female British Standard Parallel Pipe O-Ring Swivel - 90° Bent Tube	24GSP-24FBSPORX90	E74	Female DIN 24° Cone Swivel - Light Series with O-Ring - 90° Bent Tube	4G-6FDLORX90	G31
Female Komatsu Style Japanese Metric Swivel	24GSP-24FKX	E74	Female French GAZ Swivel	8G-17FFGX	G32
Female Japanese Industrial Standard 30° Flare Swivel	24GSP-24FJISX	E75	Male DIN 24° Cone - Heavy Series	4G-8MDH	G32
GSP Ferrule for 4-Spiral Hose	24GSP1F-4	E75	Female DIN 24° Cone Swivel - Heavy Series with O-Ring	4G-8FDHORX	G33
GSP Ferrule for Wire Braid Hose	24GSP1F-2	E75	Female DIN 24° Cone Swivel - Heavy Series with O-Ring - 45° Bent Tube	4G-8FDHORX45	G33
PCM / PCS Ferrules			Female DIN 24° Cone Swivel - Heavy Series with O-Ring - 90° Bent Tube	4G-8FDHORX90	G34
Power Crimp® PCM & PCS Ferrules			Metric Light Stand Pipe	4G-6MSP	G34
PCM Skive Ferrules	10PCM-2F	F1	Metric Bite Sleeve	6BS	G35
PCM-G6K Ferrules	24PCM-G6K	F1	Metric Bite Nut	6MNH	G36
PCS Non-Skive Ferrules	6PCS1F	F1	Male British Standard Pipe Tapered/Japanese Tapered Thread	4G-4MBSPT	G36
PCS Skive Ferrules	6PCS-2F	F2	Male British Standard Parallel Pipe	4G-4MBSPP	G37
MegaCrimp Couplings			Female British Standard Parallel Pipe O-Ring Swivel	4G-2FBSPX	G37
MegaCrimp® Couplings			Female British Standard Parallel Pipe O-Ring Swivel - 45° Bent Tube	4G-4FBSPORX45	G38
Male Pipe (NPTF - 30° Cone Seat)	4G-2MP	G1	Female British Standard Parallel Pipe O-Ring Swivel - 90° Bent Tube	4G-4FBSPORX90	G38
Male Pipe Long Nose	4G-4MPLN	G1	Female British Standard Parallel Pipe O-Ring Swivel - 90° Block	4G-4FBSPORX90BL	G39
Male Pipe Swivel (NPTF - Without 30° Cone Seat)	4G-2MPX	G2	Female British Standard Parallel Pipe O-Ring Swivel - 90° Block	4G-4FBSPORX90BL	G39
Male Pipe Swivel - 90° Block (NPTF - Without 30° Cone Seat)	4G-2MPX90	G2	Female British Flat-Face Swivel	6G-6BFFX	G39
Male Pipe Swivel - 90° Long Block (NPTF - Without 30° Cone Seat)	6G-8MPX90L	G3	Komatsu O-Ring Flange - Straight	8G-10FLK	G39
Female Pipe (NPTF - Without 30° Cone Seat)	4G-2FP	G3	Komatsu O-Ring Flange - 45° Bent Tube	10G-10FLK45	G40
Female Pipe Swivel (NPSM - 30° Cone Seat)	4G-4FPX	G4	Komatsu O-Ring Flange - 90° Bent Tube	10G-10FLK90	G40
Male O-Ring Boss	4G-4MB	G4	Female Komatsu Style Japanese Metric Swivel	4G-4FKX	G41
Male O-Ring Boss Swivel	4G-4MBX	G5	Female Komatsu Style Japanese Metric Swivel - 45° Bent Tube	4G-4FKX45	G41
Male O-Ring Boss Swivel - 45° Bent Tube	6G-6MBX45	G5	Female Komatsu Style Japanese Metric Swivel - 90° Bent Tube	4G-4FKX90	G42
Male O-Ring Boss Swivel - 45° Block	6G-6MBX45BL	G6	Female Japanese Industrial Standard Swivel	4G-4FJISX	G42
Male O-Ring Boss Swivel - 90° Bent Tube	4G-6MBX90	G6	Female Japanese Inverted Flare Parallel Threads	4G-4FJISPX	G43
Male O-Ring Boss Swivel - 90° Block	4G-5MBX90BL	G7			
Male JIC 37° Flare	4G-4MJ	G7	MegaCrimp® Couplings with TuffCoat™ Xtreme® Plating		
Female JIC 37° Flare Swivel	4G-4FJX	G8	Male Pipe (NPTF - 30° Cone Seat)	4G-2MP-TCX	G44
Female JIC 37° Flare Swivel - 30° Bent Tube	10G-12FJX30-018	G9	Female Pipe (NPTF - Without 30° Cone Seat)	4G-2FP-TCX	G44
Female JIC 37° Flare Swivel - 45° Bent Tube	4G-4FJX45S	G9	Female JIC 37° Flare Swivel	4G-4FJX-TCX	G45
Female JIC 37° Flare Swivel - 90° Bent Tube	4G-4FJX90L	G10	Female JIC 37° Flare Swivel - 45° Bent Tube	4G-6FJX45S-TCX	G45
Female JIC 37° Flare Swivel - 90° Block	12G-16FJX90BLK	G11	Female Flat-Face O-Ring Swivel	4G-4FFORX-TCX	G46
Male SAE 45° Flare	4G-4MS	G11	Female Flat-Face O-Ring Swivel - 45° Bent Tube	4G-4FFORX45S-TCX	G47
Female SAE 45° Flare Swivel	4G-4FSX	G12	Female Flat-Face O-Ring Swivel - 90° Bent Tube	4G-4FFORX90S-TCX	G47
Female SAE 45° Flare Swivel - 45° Bent Tube	4G-4FSX45	G12	Code 61 O-Ring Flange	8G-8FL-TCX	G48
Female SAE 45° Flare Swivel - 90° Bent Tube	4G-4FSX90	G13	Code 61 O-Ring Flange - 90° Bent Tube	12G-12FL90M-TCX	G48
Male Quick-Lok® High	4G-4MQLH	G13			
Male Quick-Lok® High - 45° Bent Tube	4G-4MQLH45S-008	G14			
Male Quick-Lok® High - 90° Bent Tube	4G-4MQLH90L-039	G14			
Female Quick-Lok® High to Male O-Ring Boss Adapter	4FQLH-4MB	G15			
Male Quick-Lok® Low	4G-6MQLL	G15	Stainless Steel		
Male Quick-Lok® Low - 45° Bent Tube	4G-6MQLL45-026	G16	Stainless Steel Couplings		
Male Quick-Lok® Low - 90° Bent Tube	4G-6MQLL90-037	G16	Male Pipe (NPTF - 30° Cone Seat) "S" Series	6S-6MP-SS	H1
Male Flat-Face O-Ring Bulk Head Long Nose	6G-6MFFORBKHDLN	G16	API Line Pipe Connection "S" Series	24S-24MPAPI-SS	H1
Male Flat-Face O-Ring	4G-4MFFOR	G17	Female JIC 37° Flare Swivel "S" Series	6S-6FJX-SS	H1
Female Flat-Face O-Ring Swivel	4G-4FFORX	G17	Female Flat-Face O-Ring Swivel Metric Hex "S" Series		
Female Flat-Face O-Ring Swivel - 30° Bent Tube	8G-10FFORX30-010	G18			
Female Flat-Face O-Ring Swivel - 45° Bent Tube	4G-4FFORX45S	G18	Code 62 O-Ring Flange Heavy "S" Series	6S-6FFORX-SS	H2
Female Flat-Face O-Ring Swivel - 67 1/2° Bent Tube			Code 61 O-Ring Flange "S" Series	12S-12FLH-SS	H2
			Non-Skive Ferrules "S" Series	12S-12FL-SS	H3
Female Flat-Face O-Ring Swivel - 90° Bent Tube	8G-8FFORX67-022	G19	Skive Ferrules "S" Series	6S1F-4SS	H3
Code 61 O-Ring Flange	4G-4FFORX90L	G20	Male Pipe (NPTF - 30° Cone Seat) "B" Series	24S2F-6SS	H4
Code 61 O-Ring Flange - 22 1/2° Bent Tube	8G-8FL	G21	Female JIC 37° Flare Swivel "B" Series	4B-4MP-SS	H4
Code 61 O-Ring Flange - 30° Bent Tube	12G-12FL22M	G21	Female SAE 45° Flare Swivel "B" Series	6B-6FJX-SS	H5
Code 61 O-Ring Flange - 45° Bent Tube	12G-12FL30M	G22	Dual Seat Female JIC 37°/SAE 45° Flare Swivel "B" Series	4B-4FJSX-SS	H5
Code 61 O-Ring Flange - 60° Bent Tube	8G-8FL45M	G22			
Code 61 O-Ring Flange - 67 1/2° Bent Tube	12G-12FL60M	G23	Female JIC 37° Flare Swivel 45° Bent Tube "B" Series	6B-6FJX45S-SS	H6
Code 61 O-Ring Flange - 90° Bent Tube	12G-12FL67M	G23			
SAE Male Inverted Swivel	8G-8FL90M	G24	Dual Seat Female JIC 37°/SAE 45° Flare Swivel 45° Bent Tube "B" Series	4B-4FJSX45S-SS	H6
SAE Male Inverted Swivel - 45° Bent Tube	4G-3MIX	G24			
SAE Male Inverted Swivel - 90° Bent Tube	4G-3MIX45-018	G25			
SAE Male Flareless Assembly	4G-4MIX90	G25			
	4G-4MFA	G26			

INDEX

TYPE	DESCRIPTION (EXAMPLE)	PAGE	TYPE	DESCRIPTION (EXAMPLE)	PAGE
Dual Seat Female JIC 37°/SAE 45° Flare Swivel 90° Bent Tube "B" Series	4B-4FJSX90M-SS	H7	Female SAE 45° Flare Swivel - 90° Bent Tube - Steel	6ACA-6FSX90-S	K4
Female Flat-Face O-Ring Swivel Metric Hex "B" Series	4B-4FFORX-SS	H7	Male SAE Flareless Assembly - Aluminum	6ACA-6MFA	K4
Code 61 O-Ring Flange "B" Series	24B-24FL-SS	H8	Male SAE Flareless Assembly - 90° Block - Aluminum	6ACA-6MFA90	K5
Non-Skive Ferrule "B" Series	4B1F-1SS	H8	Male Metric Flareless Assembly - Aluminum	6ACA-8MMFA	K5
Power Crimp Couplings			Female Flareless Nut - Aluminum	8ACFFN	K6
Power Crimp® Couplings			Female Braze-On Stems - Aluminum	6ACA-6FBO	K6
Male Pipe (NPTF - 30° Cone Seat)	3-2MP	I1	Female Braze-On Stems - Steel	6ACA-6FBO-S	K6
Male Pipe Swivel (NPTF - Without 30° Cone Seat)	3-2MPX	I1	Hose Length Extender - Aluminum	6ACA-6HLE	K7
Female Pipe (NPTF - Without 30° Cone Seat)	3-2FP	I1	Hose Length Extender - Steel	12ACA-10HLE-S	K7
Male JIC 37° Flare	3-4MJ	I2	Hose Length Extender - 90° Bent Tube - Aluminum	6ACA-6HLE90	K7
Female JIC 37° Flare Swivel	3-3FJX	I2	Hose Length Extender - 180° Bent Tube - Aluminum	6ACA-6HLE180	K8
Female JIC 37° Flare Swivel - 45° Bent Tube	3C2-4FJX45S	I2	Hose Length Extender - Tee - Aluminum	6ACA-6HLE180	K8
Female JIC 37° Flare Swivel - 90° Bent Tube	3C2-4FJX90S	I3	Hose Length Extender with Sight Glass - Aluminum	6ACA-6HLESG	K9
SAE Male Inverted Swivel	3C2-3MIX	I3	Hose Splicer with R12 Thread Service Port - Aluminum	6ACA-R12SP	K9
SAE Male Inverted Swivel - 45° Bent Tube	3C2-3MIX45S	I3	Hose Splicer with R134a Service Port - Aluminum	6ACA-R134SP	K9
SAE Male Inverted Swivel - 90° Bent Tube	3C2-3MIX90	I4	Hose Splicer with R134a Service Port - Steel	6ACA-R134SP-S	K10
Female Braze-On Stems	3-4FBO	I4	Male SAE Tube O-Ring Nut Swivel - Aluminum	6ACA-6MTON	K10
Female DIN 24° Cone Swivel - Light Series	3C2-6FDLX	I5	Male SAE Tube O-Ring Nut Swivel - Steel	6ACA-6MTON-S	K11
Female DIN 24° Cone Swivel - Light Series - 90° Bent Tube	3C2-6FDLX90	I5	Male SAE Tube O-Ring Nut - 45° Bent Tube - Aluminum	6ACA-6MTON45	K11
Male Special Grease Fitting	3-2MPG	I5	Male SAE Tube O-Ring Nut - 45° Bent Tube - Steel	6ACA-6MTON45S	K12
Power Crimp® Two Ferrules (Steel) - PC2F Series	3PC2F-2	I6	Male SAE Tube O-Ring Nut - 90° Bent Tube - Aluminum	6ACA-6MTON90	K12
Power Crimp® One Non-Skive Ferrules (Steel) - PC1FS Series	3PC1FS	I6	Male SAE Tube O-Ring Nut - 90° Bent Tube - Steel	6ACA-6MTON90S	K13
LOC, GL and GLP Couplings			Male SAE Tube O-Ring Nut Swivel with R134a Service Port - Aluminum	6ACA-6MTON134SP	K13
Brass Field Attachable Couplings for Lock-On			Male SAE Tube O-Ring Nut Swivel with R134a Service Port - 90° Bent Tube - Aluminum	10MTON134SP90	K14
Male Pipe With Cone Seat	4LOC-2RMP	J1	Female SAE Tube O-Ring Nut Swivel - Aluminum	6ACA-5FTON	K14
Male Pipe Swivel Without Cone Seat	4LOC-4RMPX	J1	Female SAE Tube O-Ring Nut Swivel - Steel	6ACA-6FTON-S	K15
Male Pipe 90° Block With Cone Seat	4LOC-2RMP90	J2	Female SAE Tube O-Ring Nut Swivel - 45° Bent Tube - Aluminum	6ACA-6FTON45	K15
Female Pipe Without Cone Seat	4LOC-4RFP	J2	Female SAE Tube O-Ring Nut Swivel - 45° Bent Tube - Steel	6ACA-6FTON45-S	K16
Female Pipe Swivel With Cone Seat	4LOC-2RFPX	J3	Female SAE Tube O-Ring Nut Swivel - 90° Bent Tube - Aluminum	6ACA-5FTON90	K16
Male JIC 37° Flare	4LOC-4RMJ	J3	Female SAE Tube O-Ring Nut Swivel - 90° Bent Tube - Steel	6ACA-6FTON90-S	K17
Female JIC 37° Flare Swivel	4LOC-6RFJX	J4	Female SAE Tube O-Ring Nut Swivel - 90° Block - Steel	8ACA-8FTON90BL-S	K17
Male SAE 45° Flare	4LOC-4RMS	J4	Female SAE Tube O-Ring Nut - 180° Bent Tube - Aluminum	6ACA-6FTON180	K18
Female SAE 45° Flare Swivel	4LOC-6RFSX	J5	Female SAE Tube O-Ring Nut Swivel with R12 Service Port - Aluminum	6ACA-6FTONR12SP	K18
Dual Seat Female JIC 37°/SAE 45° Flare Swivel	4LOC-4RFJXSX	J5	Female SAE Tube O-Ring Nut Swivel with R12 Service Port - 90° Bent Tube - Aluminum	6ACA- 6FTONR12SP90	K19
Male SAE Inverted Flare Swivel	4LOC-3RMIX	J6	Female SAE Tube O-Ring Nut Swivel with R134a Service Port - Aluminum	6ACA-6FTON134SP	K19
Female SAE Inverted Flare	4LOC-3RFI	J6	Female SAE Tube O-Ring Nut Swivel with R134a Service Port - Steel	6ACA- 6FTON134SP-S	K20
Hose Length Extenders	4LOC-4RHM	J7	Female SAE Tube O-Ring Nut Swivel with R134a High Pressure Service Port - Aluminum	10ACAF- 10FTON134SPH	K20
North American Stand Pipe	4LOC-3RFT	J7	Female SAE Tube O-Ring Nut Swivel with R134a Service Port - 90° Bent Tube - Aluminum	6ACA- 6FTON134SP90	K21
GLP Couplings			Female SAE Tube O-Ring Nut Swivel with R134a Service Port - 90° Bent Tube - Steel	6ACA- 6FTON134SP90-S	K21
Male Pipe (NPTF - 30° Cone Seat)	10GLP1-8MP	J8	Female SAE Tube Dual O-Ring Nut - Aluminum	8ACA-8FTDON	K22
Male JIC 37° Flare	4GLP1-4MJ	J8	Female SAE Tube Dual O-Ring Nut - 45° Bent Tube - Aluminum	8ACA-8FTDON45	K22
Female JIC 37° Flare Swivel	4GLP1-4FJX	J8	Female SAE Tube Dual O-Ring Nut - 90° Bent Tube - Aluminum	8ACA-8FTDON90	K22
Female JIC 37° Flare Swivel - 45° Bent Tube	4GLP1-4FJX45S	J9	Female SAE Tube O-Ring Metric Nut Swivel - Aluminum	6ACA-16FTOMN	K23
Female JIC 37° Flare Swivel - 90° Bent Tube	4GLP1-4FJX90L	J9	Female SAE Tube O-Ring Metric Nut Swivel - 45° Bent Tube - Aluminum	6ACA-14FTOMN45	K23
GL Couplings			Female SAE Tube O-Ring Metric Nut Swivel - 90° Bent Tube - Aluminum	6ACA-16FTOMN90	K24
Male Pipe (NPTF - 30° Cone Seat)	12GL-12MP	J10	Female SAE Tube Dual O-Ring Metric Nut - Aluminum	8ACA-24FTDOMN	K24
Male Pipe Swivel (NPTF - Without 30° Cone Seat)	16GL-16MPX	J10	Female SAE Tube Dual O-Ring Metric Nut - 45° Bent Tube - Aluminum	8ACA-24FTDOMN45	K25
Female JIC 37° Flare Swivel	12GL-12FJX	J10	Female SAE Tube Dual O-Ring Metric Nut - 90° Bent Tube - Aluminum	8ACA-24FTDOMN90	K25
Female JIC 37° Flare Swivel - 45° Bent Tube	12GL-12FJX45S-021	J11	Compressor Female SAE Tube O-Ring Nut Swivel - 90° Bent Tube - Steel	6ACA-6CFTON90S	K26
Female JIC 37° Flare Swivel - 90° Bent Tube	12GL-12FJX90S	J11	Compressor Female SAE Tube O-Ring Nut Swivel - 90° Block - Steel	8ACA- 10CFTON90BL-S	K26
Female Flat-Face Swivel	12GL-12FFORX	J12			
Female Flat-Face Swivel - 45° Bent Tube	12GL-12FFORX45S	J12			
Female Flat-Face Swivel - 90° Bent Tube	12GL-12FFORX90M	J13			
Code 61 O-Ring Flange	12GL-12FL	J13			
Code 61 O-Ring Flange - 22° Bent Tube	24GL-24FL22M-018	J14			
Code 61 O-Ring Flange - 30° Bent Tube	12GL-12FL30M	J14			
Code 61 O-Ring Flange - 45° Bent Tube	12GL-12FL45M	J15			
Code 61 O-Ring Flange - 60° Bent Tube	12GL-12FL60M	J15			
Code 61 O-Ring Flange - 67 1/2° Bent Tube	32GL-32FL67S	J16			
Code 61 O-Ring Flange - 90° Bent Tube	12GL-12FL90M	J16			
Code 61 Captive O-Ring Flange	56GL-56FLCF	J17			
Code 61 Captive O-Ring Flange - 45° Bent Tube	56GL-56FLCF45-054	J17			
Code 61 Captive O-Ring Flange - 90° Bent Tube	56GL-56FLCF90-143	J18			
PolarSeal Couplings					
PolarSeal® Couplings					
Male SAE 45° Flare - Aluminum	6ACA-6MS	K1			
Male SAE 45° Flare - 45° Bent Tube - Aluminum	6ACA-6MS45	K1			
Male SAE 45° Flare - 90° Bent Tube - Aluminum	6ACA-6MS90	K1			
Female SAE 45° Flare Swivel - Aluminum	6ACA-6FSX	K2			
Female SAE 45° Flare Swivel - Steel	6ACA-6FSX-S	K2			
Female SAE 45° Flare Swivel - 45° Bent Tube - Aluminum	6ACA-6FSX45	K3			
Female SAE 45° Flare Swivel - 90° Bent Tube - Aluminum	6ACA-6FSX90	K3			

INDEX

TYPE	DESCRIPTION (EXAMPLE)	PAGE	TYPE	DESCRIPTION (EXAMPLE)	PAGE
Compressor Female Tube O-Ring Nut with 134a Service Port - 90° Block - Steel	8ACA-10CFTON134SP90BL-S	K27	Dual Seat Female JIC 37°/SAE 45° Flare Swivel - Brass	4C14-4FJSX-B	M4
Female Rotalok (Compressor Connection) with R134a Service Port - 90° Block - Aluminum	8ACA-R134SP-RL	K27	Female SAE 45° Flare Swivel - Brass	6C14-6FSX-B	M4
Male Inverted O-Ring - Aluminum	6ACA-6MIO	K28	Female SAE 45° Flare Swivel - 45° Bent Tube - Steel	4C14-4FSX45	M5
Male Inverted O-Ring - Steel	6ACA-6MIO-S	K28	Female SAE 45° Flare Swivel - 90° Bent Tube - Steel	4C14-4FSX90	M5
Male Inverted O-Ring - 45° Bent Tube - Aluminum	6ACA-6MIO45	K28	Air Brake Compression - Brass	8C14-8ABC-B	M6
Male Inverted O-Ring - 90° Bent Tube - Aluminum	6ACA-6MIO90	K29	Straight Tube Assembly - Brass	10C14-8STA-B	M6
Male Inverted O-Ring Bulkhead - Aluminum	6ACA-6MIOBKHD	K29	SAE Male Inverted Swivel - Steel	4C14-4MIX	M6
Male Inverted O-Ring Bulkhead - Steel	6ACA-6MIOBKHD-S	K29	SAE Male Inverted Swivel - 45° Bent Tube - Steel	4C14-4MIX45	M7
Male Inverted O-Ring Bulkhead - 90° Bent Tube - Aluminum	6ACA-6MIOBKHD90	K30	SAE Male Inverted Swivel - 90° Bent Tube - Steel	4C14-4MIX90	M7
Male Inverted O-Ring with R134a Service Port - Aluminum	6ACA-6MIO134SP	K30	Two-Bolt Flange Swivel - Brass (Steel Flange) - Laundry Flange	12C14-12TBFLX	M8
Male Inverted O-Ring with R134a Service Port - 90° Bent Tube - Aluminum	6ACA-6MIO134SP90	K31	Power Trim Assemblies - Steel	PTA-45	M8
Universal Tee O-Ring Splicer English Threads - Aluminum	6ACA-6TORSP	K31	C14 Assembly with Two Female Dual Seat JIC 37°/SAE 45° Flare Swivel (FJSX) Couplings-Steel	10C14-10FJSX-10FJSX-18	M8
Female (Ford) Spring Lock Tee O-Ring Splicer - Aluminum	6ACA-8FSLTORSP	K32	C14 Assembly with Two Air Brake Compression (ABC) Couplings - Steel	10C14-10ABC-10ABC-18	M9
Female (Ford) Spring Lock Liquid Line Splicer - Aluminum	6ACA-8FSLSP	K32	C14 Assembly with Two Straight Tube Assembly (STA) Couplings - Steel	10C14-10STA-10STA-18	M9
Male (Ford) Spring Lock - Aluminum	6ACA-6MSL	K32	C14 One Straight Tube Assembly (STA) and One Air Brake Compression (ABC) Couplings - Steel	10C14-10STA-10ABC-18	M9
Male (Ford) Spring Lock - 45° Bent Tube - Aluminum	6ACA-6MSL45	K33	PCTS Thermoplastic Couplings		
Male (Ford) Spring Lock - 90° Bent Tube - Aluminum	6ACA-6MSL90	K33	PCTS Thermoplastic Couplings (One-Piece)		
Female (Ford) Spring Lock - Aluminum	6ACA-6FSL	K34	Male Pipe (NPTF - 30° Cone Seat)	2PCTS-2MP	N1
Female (Ford) Spring Lock - 45° Bent Tube - Aluminum	6ACA-6FSL45	K34	Male Pipe Swivel (NPTF - Without 30° Cone Seat)	2PCTS-2MPX	N1
Female (Ford) Spring Lock - 90° Bent Tube - Aluminum	6ACA-6FSL90	K35	Female JIC 37° Flare Swivel	2PCTS-3FJX	N1
Inline Orifice Tube	IOT-BLACK	K35	Female JIC 37° Flare Swivel - 90° Bent Tube	3PCTS-4FJX90S	N2
O-Rings for PolarSeal® Couplings	6ACOR	K36	Dual Seat Female JIC 37°/SAE 45° Flare Swivel - 45° Bent Tube	2PCTS-4FJSX	N2
PolarSeal II Couplings			Field Attachable G1 & G2 Couplings		
PolarSeal® II Couplings			Field Attachable Type T for G1 Hose (1 Wire)		
Weld On Hose End	6ACC-6FBO	L1	Male Pipe (NPTF - 30° Cone Seat)	4C1T-2RMP	O1
Splicer	6ACC-6HLE	L1	Male Pipe Swivel (NPTF - Without 30° Cone Seat)	4C1T-4RMPX	O1
T Splicer	6ACC-6HLET	L1	Male O-Ring Boss	6C1T-6RMB	O1
Y Splicer	8ACC-8HLEY	L2	Male JIC 37° Flare	6C1T-6RMJ	O2
Male Flareless Assembly	6ACC-6MFA	L2	Female JIC 37° Flare Swivel	4C1T-4RFJX	O2
Male Flareless Assembly - 90° Bent Tube	6ACC-6MFA90	L2	Female JIC 37° Flare Swivel - 45° Bent Tube	4C1T-4RFJX45	O3
Male O-Ring (MOR) with Switch or Service Port - 90° Bent Tube	8ACC-8MTON90134SWPH	L3	Female JIC 37° Flare Swivel - 90° Bent Tube	4C1T-4RFJX90	O3
Male O-Ring (MOR)	6ACC-6MTON	L3	Field Attachable Type T for G2 Hose (2 Wire)		
Male O-Ring (MOR) - 45° Bent Tube	6ACC-6MTON45	L3	Male Pipe (NPTF - 30° Cone Seat)	4C2AT-2RMP	O4
Male O-Ring (MOR) - 90° Bent Tube	6ACC-6MTON90	L4	Male Pipe Swivel (NPTF - Without 30° Cone Seat)	4C2AT-4RMPX	O4
Male O-Ring (MOR) - 180° Bent Tube	6ACC-6MTON180	L4	Male O-Ring Boss	6C2AT-6RMB	O5
Straight Female O-Ring (FOR) with Switch or Service Port	8ACC-8FTON134SPH	L4	Male JIC 37° Flare	6C2AT-6RMJ	O5
Female O-Ring (FOR) with Switch or Service Port - 90° Bent Tube	6ACC-6FTON134SPH90	L5	Female JIC 37° Flare Swivel	4C2AT-4RFJX	O5
Straight Female O-Ring	6ACC-6FTON	L5	Female JIC 37° Flare Swivel - 45° Bent Tube	4C2AT-4RFJX45	O6
Female O-Ring (FOR) - 45° Bent Tube	6ACC-6FTON45	L6	Female JIC 37° Flare Swivel - 90° Bent Tube	4C2AT-4RFJX90	O6
Female O-Ring (FOR) - 90° Bent Tube	6ACC-6FTON90	L6	Female Flat-Face O-Ring Swivel	4C2AT-4RFFORX	O7
Metric Female O-Ring (FOR)	8ACC-20FTOMN	L6	Female Flat-Face O-Ring Swivel - 45° Bent Tube	4C2AT-4RFFORX45S	O7
Metric Female O-Ring (FOR) - 90° Bent Tube	6ACC-18FTOMN90	L7	Female Flat-Face O-Ring Swivel - 90° Bent Tube	4C2AT-4RFFORX90S	O8
Male Insert O-Ring (MIO)	6ACC-6MIO	L7	Field Attachable C5 & C5E Couplings		
Male Insert O-Ring (MIO) - 90° Bent Tube	6ACC-6MIO90	L7	Field Attachable for C5CXH, C5C, C5D & C5M Hose		
Male Insert O-Ring (MIO) Bulkhead	6ACC-6MIOBKHD	L7	Male Pipe (NPTF - 30° Cone Seat) - Steel	4C5-2RMP	P1
Male Insert O-Ring (MIO) Bulkhead - 90° Bent Tube	6ACC-6MIOBKHD90	L8	Male Pipe (NPTF - 30° Cone Seat) - Brass	5C5-4RMPB	P1
Splicer with Switch or Service Port	6ACC-6HLE134SPH	L8	Male JIC 37° Flare - Steel	4C5-4RMJ	P2
Metric Female O-Ring (FOR) with Switch or Service Port - 90° Bent Tube	6ACC-10FTOMN90134SPH	L9	Female JIC 37° Flare Swivel - Steel	6C5-6RFJX	P2
Metric Male Insert O-Ring (MIO)	10ACC-20MIOM	L9	Female JIC 37° Flare Swivel - Brass	6C5-6RFJXB	P3
Clamp Assemblies	6CLAMP	L9	Female JIC 37° Flare Swivel - 45° Bent Tube - Steel	6C5-6RFJX45	P3
C14 Couplings			Field Attachable C5 & C5E Couplings		
C14 Couplings			Field Attachable for C5CXH, C5C, C5D & C5M Hose		
Male Pipe (NPTF - 30° Cone Seat) - Stainless Steel	4C14-2MP-SS	M1	Male Pipe (NPTF - 30° Cone Seat) - Steel	4C5-2RMP	P1
Male Pipe (NPTF - 30° Cone Seat) - Brass	4C14-2MP-B	M1	Male Pipe (NPTF - 30° Cone Seat) - Brass	5C5-4RMPB	P1
Female JIC 37° Flare Swivel - Stainless Steel	6C14-6FJX-SS	M2	Male JIC 37° Flare - Steel	4C5-4RMJ	P2
Female JIC 37° Flare Swivel - Brass	6C14-6FJX-B	M2	Female JIC 37° Flare Swivel - Steel	6C5-6RFJX	P2
Female JIC 37° Flare Swivel - 45° Bent Tube - Steel	4C14-4FJX45	M2	Female JIC 37° Flare Swivel - Brass	6C5-6RFJXB	P3
Female JIC 37° Flare Swivel - 90° Bent Tube - Steel	4C14-4FJX90	M3	Female JIC 37° Flare Swivel - 45° Bent Tube - Steel	6C5-6RFJX45	P3
Dual Seat Female JIC 37°/SAE 45° Flare Swivel - Stainless Steel	4C14-4FJSX-SS	M3	Female JIC 37° Flare Swivel - 90° Bent Tube - Steel	6C5-6RFJX90	P3
			Male SAE 45° Flare - Steel	4C5-4RMS	P4
			Male SAE 45° Flare Inverted Swivel - Steel	4C5-4RMIX	P4
			Male SAE 45° Flare Inverted Swivel - 45° Bent Tube - Steel	4C5-4RMIX45	P5
			Male SAE 45° Flare Inverted Swivel - 90° Bent Tube - Steel	4C5-4RMIX90	P5
			Female SAE 45° Flare Swivel - Steel	6C5-6RFSX	P6
			Female SAE 45° Flare Swivel - Brass	6C5-6RFSXB	P6
			Female SAE 45° Flare Swivel - 45° Bent Tube - Steel	6C5-6RFSX45	P6
			Female SAE 45° Flare Swivel - 90° Bent Tube - Steel	6C5-6RFSX90	P7
			Dual Seat Female JIC 37°/SAE 45° Flare Swivel - Steel	4C5-4RFJSX	P7
			Dual Seat Female JIC 37°/SAE 45° Flare Swivel - 45° Bent Tube - Steel	4C5-4RFJSX45	P8

INDEX

TYPE	DESCRIPTION (EXAMPLE)	PAGE	TYPE	DESCRIPTION (EXAMPLE)	PAGE
Dual Seat Female JIC 37°/SAE 45° Flare Swivel - 90° Bent Tube - Steel	4C5-4RFJSX90	P8	Female Pipe NPTF to Male Pipe NPTF - 45°	6FP-6MP45	R4
Dual Seat Female JIC 37°/SAE 45° Flare Swivel - Brass	5C5-5RFJSXB	P9	Male Pipe NPTF to Female Pipe NPTF - 90°	2MP-2FP90	R4
Male O-Ring Boss - Steel	4C5-4RMB	P9	Male Pipe NPTF to Female Pipe Swivel NPSM	2MP-2FPX	R5
Female Flat-Face Swivel - Steel	4C5-4RFFORX	P9	Male Pipe NPTF to Female Pipe Swivel NPSM - 45°	2MP-2FPX45	R5
Female Flat-Face Swivel - 45° Bent Tube - Steel	4C5-4RFFORX45	P10	Male Pipe NPTF to Female Pipe Swivel NPSM - 90°	2MP-2FPX90	R6
Female Flat-Face Swivel - 90° Bent Tube - Steel	4C5-4RFFORX90	P10	Female Pipe NPTF to Female Pipe NPTF	2FP-2FP	R7
SAE Male Flareless Assembly - Steel	4C5-4RMFA	P11	Female Pipe NPTF to Female Pipe NPTF - 90°	2FP-2FP90	R8
Female Air Brake Swivel - Steel	6C5-6RFABX	P11	Female Pipe NPTF to Female Pipe Swivel NPSM	2FP-2FPX	R8
Parker Triple Thread Female Swivel - Steel	16C5-16RFZX	P11	Female Pipe NPTF to Female Pipe Swivel NPSM - 45°	2FP-2FPX45	R9
Field Attachable for C5E Hose			Female Pipe NPTF to Female Pipe Swivel NPSM - 90°	2FP-2FPX90	R9
Male Pipe (NPTF - 30° Cone Seat) - Steel	4C5E-2RMP	P12	Female Pipe NPTF - Tee	2FP-2FP-2FP	R10
Female JIC 37° Flare Swivel - Steel	6C5E-6RFJX	P12	Female Pipe NPTF on Run to Male Pipe NPTF - Tee	2FP-2FP-2MP	R11
Female JIC 37° Flare Swivel - 45° Bent Tube - Steel	6C5E-6RFJX45	P13	Female Pipe Swivel NPSM - Tee	2FPX-2FPX-2MP	R11
Female JIC 37° Flare Swivel - 90° Bent Tube - Steel	6C5E-6RFJX90	P13	Female Pipe Swivel NPSM on Run to Male Pipe NPTF - Tee	2FPX-2FPX-2MP	R12
Female SAE 45° Flare Swivel - Steel	6C5E-6RFSX	P14	Male O-Ring Boss Plug	2MB-PLUG	R12
Female SAE 45° Flare Swivel - 45° Bent Tube - Steel	6C5E-6RFSX45	P14	Male O-Ring Boss to Male Pipe NPTF	8MB-8MP	R13
Female SAE 45° Flare Swivel - 90° Bent Tube - Steel	6C5E-6RFSX90	P15	Male O-Ring Boss to Female Pipe NPTF	3MB-2FP	R13
Dual Seat Female JIC 37°/SAE 45° Flare Swivel - Steel	4C5E-4RFJSX	P15	Male O-Ring Boss to Female Pipe Swivel NPSM	4MB-2FPX	R14
Dual Seat Female JIC 37°/SAE 45° Flare Swivel - 45° Bent Tube - Steel	4C5E-4RFJSX45	P15	Male O-Ring Boss to Female Pipe Swivel NPSM - 45°	4MB-2FPX45	R15
Dual Seat Female JIC 37°/SAE 45° Flare Swivel - 90° Bent Tube - Steel	4C5E-4RFJSX90	P16	Male O-Ring Boss to Female Pipe Swivel NPSM - 90°	4MB-2FPX90	R15
Male SAE 45° Flare Inverted Swivel - Steel	4C5E-4RMIX	P16	Female O-Ring Boss to Male Pipe NPTF	4FB-2MP	R16
Male SAE 45° Flare Inverted Swivel - 45° Bent Tube - Steel	6C5E-6RMIX45	P17	Male O-Ring Boss to Male JIC 37° Flare	2MB-2MJ	R17
Male SAE 45° Flare Inverted Swivel - 90° Bent Tube - Steel	4C5E-4RMIX90	P17	Male O-Ring Boss to Male JIC 37° Flare - 45°	4MB-4MJ45	R18
SAE Male Flareless Assembly - Steel	4C5E-4RMFA	P18	Male O-Ring Boss to Male JIC 37° Flare - 90°	2MB-2MJ90	R19
Parker Triple Thread Female Swivel - Steel	16C5E-16RFZX	P18	Male O-Ring Boss to Female JIC 37° Flare Swivel	6MB-6FJX	R20
Special Flange - 90° - Engine Oil Connection (Code 61 2 Bolt) - Steel	20C5E-20RFL90S	P20	Male JIC 37° Flare on Run to Male O-Ring Boss - Tee	4MJ-4MJ-4MB	R20
			Male O-Ring Boss to Male JIC 37° Flare to Male JIC 37° Flare - Tee	4MB-4MJ-4MJ	R21
			Female JIC 37° Flare Cap	2FJ-CAP	R22
			Male JIC 37° Flare Plug	3MJ-PLUG	R22
			Male JIC 37° Flare to Female Braze - On	20MJ-20FBO	R23
			Male JIC 37° Flare to Male JIC 37° Flare	2MJ-2MJ	R23
			Male JIC 37° Flare to Male JIC 37° Flare - 90°	2MJ-2MJ90	R24
			Male JIC 37° Flare to Female JIC 37° Flare	4MJ-6FJ	R25
			Swivel - 45°	4MJ-4FJX45	R25
			Male JIC 37° Flare to Female JIC 37° Flare		
			Swivel - 90°	4MJ-4FJX90	R26
			Male JIC 37° Flare to Male JIC 37° Flare Bulkhead	3MJ-3BKHD	R27
			Male JIC 37° Flare to Male JIC 37° Flare		
			Bulkhead - 45°	4MJ-4BKHD45	R27
			Male JIC 37° Flare to Male JIC 37° Flare		
			Bulkhead - 90°	4MJ-4BKHD90	R28
			Male JIC 37° Flare Tee	2MJ-2MJ-2MJ	R28
			Male JIC 37° Flare on Run to Female JIC 37° Flare Swivel - Tee		
			Male JIC 37° Flare on Run to Male JIC 37° Flare Bulkhead - Tee	4MJ-4MJ-4FJX	R29
			Male JIC 37° Flare on Run to Male JIC 37° Flare Bulkhead - Tee	4MJ-4MJ-4BKHD	R30
			Male JIC 37° Flare to Male JIC 37° Flare Bulkhead to Male JIC 37° Flare - Tee	4MJ-4BKHD-4MJ	R30
			Male JIC 37° Flare to Female JIC 37° Flare Swivel to Male JIC 37° Flare - Tee	4MJ-4FJX-4MJ	R31
			Male JIC 37° Flare to Male Pipe NPTF	2MJ-2MP	R31
			Male JIC 37° Flare to Male Pipe NPTF - 45°	2MJ-2MP45	R33
			Male JIC 37° Flare to Male Pipe NPTF - 90°	2MJ-2MP90	R34
			Male JIC 37° Flare to Female Pipe NPTF	2MJ-2FP	R35
			Male JIC 37° Flare to Female Pipe NPTF - 90°	4MJ-2FP90	R36
			Female JIC 37° Flare Swivel to Male Pipe NPTF	4FJX-2MP	R36
			Female JIC 37° Flare Swivel to Male Pipe NPTF - 90°	4FJX-2MP90	R37
			Female JIC 37° Flare Swivel to Female Pipe NPTF	4FJX-2FP	R37
			Male JIC 37° Flare Bulkhead to Male Pipe NPTF	4MJBKHD-2MP	R38
			Male JIC 37° Flare on Run to Male Pipe NPTF - Tee		
			Female Flat-Face O-Ring Cap	3MJ-3MJ-2MP	R38
			Male Flat-Face O-Ring Plug	4FFOR-CAP	R39
			Male Flat-Face O-Ring to Male Flat-Face O-Ring	4MFFOR-PLUG	R39
			Male Flat-Face O-Ring to Male Flat-Face O-Ring - 90°	4MFFOR-4MFFOR	R40
			Male Flat-Face O-Ring to Female Flat-Face Swivel - 90°	4MFFOR-4MFFOR90	R40
			Male Flat-Face O-Ring Tee	4MFFOR-4FFORX90	R41
				4MFFOR-4MFFOR-	R41
				4MFFOR	

SureLok Air Brake Couplings

SureLok™ Air Brake Couplings

Air Brake Plugs	2.5AB-PLUG	Q1
Air Brake Cartridge	3CARTRIDGE-AB	Q1
Air Brake to Male Pipe	2.5AB-1MP	Q2
Air Brake to Male Pipe - 45°	4AB-2MP45	Q2
Air Brake to Male Pipe - 90°	2.5AB-2MP90	Q3
Air Brake to Male Pipe - 90° with Port	6AB-4MP-2PT90	Q4
Air Brake to Male Pipe Swivel - 45°	4AB-2MPX45	Q4
Air Brake to Male Pipe Swivel - 90°	2.5AB-2MPX90	Q5
Air Brake Run Tee to Male Pipe	2MP-4AB-4AB	Q5
Air Brake Branch Tee to Male Pipe	3AB-3AB-2MP	Q6
Air Brake Branch Y to Male Pipe	6AB-6AB-6MP90	Q6
Air Brake Run Tee to Male Pipe Swivel	2MPX-4AB-4AB	Q7
Air Brake Branch Tee to Male Pipe Swivel	3AB-3AB-2MPX	Q7
Air Brake to Female Pipe	2.5AB-2FP	Q8
Air Brake to Female Pipe - 90°	3AB-2FP90	Q8
Air Brake Branch Tee to Female Pipe with Mounting Hole	6AB-6AB-4FP	Q9
Air Brake to Male Pipe to Female Pipe Split Run Tee - Block Style	4MP-6AB-4FP	Q9
Air Brake to Male Pipe to Female Pipe Split Run Tee	6AB-6MP-4FP	Q9
Air Brake Bulkhead Union	4AB-4AB-BKHD	Q10
Air Brake to Copper Tubing Industrial Compression Assembly Bulkhead	4AB-4MFA-BKHD	Q10
Air Brake to Female Pipe Bulkhead	4AB-2FP-BKHD	Q10
Air Brake Union	2.5AB-2.5AB	Q11
Air Brake Union - 90°	4AB-4AB90	Q11
Air Brake Union - Tee	2AB-2AB-2AB	Q12
Air Brake Union - Tee with Mounting Hole	6AB-6AB-8ABMH	Q12
6-Port Manifold	6AB-4MANIFOLD	Q13
Coiled Nylon Air Brake Tubing Assemblies	8CABHX12	Q13

Adapters

SAE to SAE		
Male Pipe NPTF Plug	2MP-PLUG	R1
Male Pipe NPTF to Male Pipe NPTF	2MP-2MP	R1
Male Pipe NPTF to Male Pipe NPTF - 90°	2MP-2MP90	R2
Male Pipe NPTF to Female Pipe NPTF Reducer Bushing - Short	4MP-2FPS	R2
Male Pipe NPTF to Female Pipe NPTF Increasing Bushing - Long	2MP-4FPL	R3

INDEX

TYPE	DESCRIPTION (EXAMPLE)	PAGE	TYPE	DESCRIPTION (EXAMPLE)	PAGE
Male Flat-Face O-Ring on Run to Female Flat-Face Swivel - Tee	4MFFOR-4MFFOR-4FFORX	R42	Female British Standard Pipe Parallel Swivel to Male Pipe NPTF - 90°	2FBSPXX-2MP90	R67
Male Flat-Face O-Ring to Female Flat-Face O-Ring to Male Flat-Face O-Ring - Tee	4MFFOR-4FFORX-4MFFOR	R42	Female British Standard Pipe Parallel Swivel to Male JIC 37° Flare	2FBSPXX-4MJ	R67
Male Flat-Face O-Ring to Male Pipe NPTF	4MFFOR-2MP	R43	Female British Standard Pipe Parallel Swivel to Female JIC 37° Flare Swivel	4FBSPXX-4FJX	R68
Male Flat-Face O-Ring to Female JIC 37° Flare Swivel	4MFFOR-4FJX	R43	Female British Flat-Face O-Ring to Male JIC 37° Flare	6FBFFOR-6MJ	R68
Male Flat-Face O-Ring to Male O-Ring Boss	4MFFOR-4MB	R44	Metric Conversion		
Male Flat-Face O-Ring to Male O-Ring Boss - 45°	4MFFOR-4MB45	R44	Male Metric O-Ring Plug	12MMOR-PLUG	R69
Male Flat-Face O-Ring to Male O-Ring Boss - 90°	4MFFOR-4MB90	R45	Male Metric with O-Ring to Female Pipe NPTF	10MM-2FP	R69
Male Flat-Face O-Ring to Male O-Ring Boss - 90° Long Drop	4MFFOR-4MB90L	R46	Male Metric with O-Ring to Male JIC 37° Flare	10MM-4MJ	R70
Male Flat-Face O-Ring on Run to Male O-Ring Boss - Tee	4MFFOR-4MFFOR-4MB	R46	Male Metric with O-Ring to Male JIC 37° Flare - 90°	10MM-4MJ90	R70
Male Flat-Face O-Ring to Male O-Ring Boss to Male Flat-Face O-Ring - Tee	4MFFOR-4MB-4MFFOR	R47	Male DIN 24° Cone - Light Series to Male JIC 37° Flare	6MDL-4MJ	R71
Female Flat-Face Swivel to Male JIC 37° Flare	4FFORX-4MJ	R47	Female DIN 24° Cone Swivel - Light Series to Male JIC 37° Flare	6FDLX-4MJ	R72
SAE to SAE - High Pressure			Male DIN 24° Cone - Heavy Series to Male JIC 37° Flare	6MDH-4MJ	R72
Code 61 O-Ring Flange to Male JIC 37° Flare	8FL-8MJ	R48	Female DIN 24° Cone Swivel - Heavy Series to Male JIC 37° Flare	10FDHX-4MJ	R73
Code 61 O-Ring Flange to Male JIC 37° Flare - High Pressure	12FL5K-12MJ	R48	Male Kobelco Plug	22MKB-PLUG	R73
Code 61 O-Ring Flange to Male JIC 37° Flare - 45°	8FL-8MJ45	R49	Male Kobelco to Male JIC 37° Flare	22MKB-12MJ	R73
Code 61 O-Ring Flange to Male JIC 37° Flare - 45° - High Pressure	12FL5K-12MJ45	R49	International to International		
Code 61 O-Ring Flange to Male JIC 37° Flare - 90°	8FL-8MJ90	R50	British Bonded Seal	2BBDS	R74
Code 61 O-Ring Flange to Male JIC 37° Flare - 90° - High Pressure	12FL5K-12MJ90	R50	Male British Standard Pipe Parallel with O-Ring Plug	2MBSPOR-PLUG	R74
Code 61 O-Ring Flange to Male Flat-Face O-Ring - High Pressure	12FL5K-12MFFOR	R51	Female British Standard Pipe Parallel Cap	2FBSP-CAP	R75
Code 61 O-Ring Flange to Male Flat-Face O-Ring 45° - High Pressure	12FL5K-12MFFOR45	R51	Male British Standard Pipe Tapered Thread Plug	2MBSPT-PLUG	R75
Code 61 O-Ring Flange to Male Flat-Face O-Ring 90° - High Pressure	12FL5K-12MFFOR90	R52	Male British Standard Pipe Parallel to Female British Standard Pipe Parallel Swivel	2MBSPP-PLUG	R76
Code 62 O-Ring Flange Heavy to Male JIC 37° Flare - (6,000 psi)	12FLH6K-12MJ	R52	Metric Bonded Seal	2MBSPP-2FBSPXX	R76
Code 62 O-Ring Flange Heavy to Male JIC 37° Flare 45° - (6,000 psi)	12FLH6K-12MJ45	R53	Male Metric Plug	6MBDS	R77
Code 62 O-Ring Flange Heavy to Male JIC 37° Flare 90° - (6,000 psi)	12FLH6K-12MJ90	R53	Male DIN 24° Cone - Light Series Plug	8MM-PLUG	R78
Code 62 O-Ring Flange Heavy to Male Flat-Face O-Ring - (6,000 psi)	12FLH6K-12MFFOR	R54	Female DIN 24° Cone - Light Series Cap	6MDL-PLUG	R78
Code 62 O-Ring Flange Heavy to Male Flat-Face O-Ring 45° - (6,000 psi)	12FLH6K-12MFFOR45	R54	Male DIN 24° Cone - Heavy Series Plug	6FDL-CAP	R79
Code 62 O-Ring Flange Heavy to Male Flat-Face O-Ring 90° - (6,000 psi)	12FLH6K-12MFFOR90	R54	Female DIN 24° Cone - Heavy Series Cap	8MDH-PLUG	R79
British to SAE			Japanese Conversion	8FDH-CAP	R80
British Male Standard Pipe Tapered Thread to Male JIC 37° Flare	2MBSPT-4MJ	R56	Female Japanese Industrial Standard Cap	4FJIS-CAP	R81
British Male Standard Pipe Tapered Thread to Male JIC 37° Flare - 45°	2MBSPT-4MJ45	R56	Male Japanese Industrial Standard Plug	4MJIS-PLUG	R81
British Male Standard Pipe Tapered Thread to Male JIC 37° Flare - 90°	2MBSPT-4MJ90	R57	Female Japanese Industrial Standard to Male JIC 37° Flare	4FJIS-4MJ	R81
British Male Standard Pipe Parallel to Male Pipe NPTF	2MBSPP-2MP	R58	Female Komatsu Cap	4FK-CAP	R82
British Male Standard Pipe Parallel to Female Pipe NPTF	2MBSPP-2FP	R58	Male Komatsu Plug	4MK-PLUG	R82
British Male Standard Pipe Parallel to Male JIC 37° Flare	2MBSPP-4MJ	R59	Female Komatsu to Male JIC 37° Flare	4FK-4MJ	R83
British Male Standard Pipe Parallel to Male JIC 37° Flare - 45°	2MBSPP-4MJ45	R60	Male Komatsu to Male Komatsu	4MK-4MK	R83
British Male Standard Pipe Parallel to Male JIC 37° Flare - 90°	2MBSPP-4MJ90	R61	Male Komatsu to Male JIC 37° Flare	4MK-4MJ	R83
British Male Standard Pipe Parallel to Female JIC 37° Flare Swivel	2MBSPP-4FJX	R61	Male Komatsu to Female Komatsu - 90°	4MK-4FK90	R84
British Male Standard Pipe Parallel with O-Ring to Male JIC 37° Flare	2MBSPPOR-4MJ	R62	Male Komatsu to Female Komatsu to Male Komatsu - Tee	4MK-4FK-4MK	R84
British Male Standard Pipe Parallel with O-Ring to Male JIC 37° Flare - 90°	6MBSPPOR-6MJ90	R63	Quick Disconnect Couplers		
British Male Standard Pipe Parallel with O-Ring to Male Flat-Face O-Ring	2MBSPPOR-4MFFOR	R63	G940 Series (Agriculture Standard-Ball Valve)		
British Male Standard Pipe Parallel with O-Ring to Male Flat-Face O-Ring - Long	6MBSPPOR-8MFFORL	R64	Male Ball Valve to Female Pipe	4MQBA-4FP	S1
British Male Standard Pipe Parallel with O-Ring to Male Flat-Face O-Ring - 45°	2MBSPPOR-4MFFOR45	R64	Male Ball Valve to Female O-Ring Boss	8MQBA-8FB	S1
British Male Standard Pipe Parallel with O-Ring to Male Flat-Face O-Ring - 90°	2MBSPPOR-4MFFOR90	R65	Female Ball Valve To Female Pipe	4FQBA-4FP	S1
Female British Standard Pipe Parallel to Male Pipe NPTF	2FBSP-2MP	R65	Female Ball Valve To Female O-Ring Boss	8FQBA-8FB	S2
Female British Standard Pipe Parallel to Female Pipe NPTF	4FBSP-4FP	R66	O-Ring	4QDAOR	S2
Female British Standard Pipe Parallel to Male JIC 37° Flare	2FBSP-4MJ	R66	G940 and G941 Series (Agricultural)		
			QD Plug/Cap Combination	4QDADP/C	S3
			QD Dust Plug	4QDADP	S3
			QD Dust Cap	4QDADC	S3
			G941 Series (Agriculture Standard-Poppet Valve)		
			Male Poppet Valve to Female Pipe	4MQPA-4FP	S4
			Female Poppet Valve to Female Pipe	4FQPA-4FP	S4
			G942 Series (John Deere Old Style)		
			Male Ball Valve to Female Pipe	8MQBAJD-8FP	S5
			Male Ball Valve to Female O-Ring Boss	8MQBAJD-8FB	S5
			Female Ball Valve to Female Pipe	8FQBAJD-8FP	S5
			G943 Series (International Harvester Old Style)		
			Male Tip - Ball Valve to Female Pipe	8MQBAIHC-8FP	S6
			G945 Series (Industrial ISO 7241-1 - Series B)		
			Male Poppet Valve to Female Pipe	4MQPI-4FP	S8
			Female Poppet Valve to Female Pipe	4FQPI-4FP	S8
			Backup Ring	4QDIBR	S8
			O-Ring	4QDIOR	S9
			QD Plug/Cap Combination	4QDIOP/C	S9

INDEX

TYPE	DESCRIPTION (EXAMPLE)	PAGE	TYPE	DESCRIPTION (EXAMPLE)	PAGE
G949 Series (Flush Face - HTMA) Male Flush Face Valve to Female O-Ring Boss Male Flush Face Valve to Female Pipe Female Flush Face Valve to Female O-Ring Boss Male Flush Face Valve to Female British Pipe Parallel Male Flush Face Valve to JIC 37° Flare Bulkhead Female Flush Face Valve to Female Pipe Female Flush Face to JIC 37° Flare Bulkhead Female Flush Face Valve to Female British Pipe Parallel Dust Plug/Cap Combination Dust Plug Dust Cap			Accessories Nylon Protective Sleeve LifeGuard® 3000, 4000 and 5000 LifeGuard® Clamp Collars - Stainless Steel LifeGuard® Tools Clamp Collar for Nylon Sleeve and LifeGuard® Sleeve Nylon Protective Sleeve Hose Guards Plated Wire Spring Guards Plated Flat Armor Spring Guards Plastic Protective Coil Sleeves PolySleeve™ High Density Polyethylene Hose Wrap - Black PolySleeve™ High Density Polyethylene Hose Wrap - Yellow HeatGuard® Protective Sheathing HeatGuard® High-Temp Protective Sheathing HeatGuard® Tape		
G950 Series (Flush Face - High Pressure) Male Flush Face Valve Female Flush Face Valve QD Plug/Cap Combination QD Dust Cap QD Dust Plug			14LG3K 6SC-4-SS LIFE GUARD GUIDE TABLE 4SC1 HG-10 35/64" RSG-25FT 35/64" FSG-25FT 1/4" CS1151-100FT 6PSB POLY SLEEVE 6PSY POLY SLEEVE HTG-4 24-HTGH HTG 3-INCH WIDE HEATGUARD TAPE		
G951 Series (Wing Nut) Female (Brass) - Wing Nut (Cast Iron) Male (Brass) - Less Flange Dust Cap Dust Plug			Vinyl Bend Restrictor Vinyl Bend Restrictor - Red Vinyl Bend Restrictor - Black		
G952 Series (High Pressure Wing Nut) Male Acme Flat Threads to Female Pipe Female Wing Nut to Female Pipe Dust Cap Dust Plug			HBR1097 HBR1050 Flange Fittings Flange Half Sets (Code 61 - SAE J518) Flange Half Sets (Code 62 - SAE J518) Caterpillar-Style Flange Half Sets Code 61 Flange Cap Code 62 Flange Cap		
G953 Series (Very High Pressure) Male Poppet Valve to Female Pipe Female Screw to Connect to Female Pipe			8CFHS 8FHHS 12CATFHHS 12FL-CAP 12FLH-CAP		
G956 Series (Industrial ISO 7241 - Series A) Male Poppet Valve to Female Pipe Female Poppet Valve to Female Pipe O-Ring Backup Ring QD Dust Plug QD Dust Cap QD Plug/Cap Combination			O-Rings O-Rings for Code 61, Code 62, and Caterpillar- Style Flange Fittings O-Rings for Straight Thread Boss Fittings O-Rings for Flat-Face Fittings O-Rings for British Standard Parallel Pipe (BSPP Couplings) O-Rings for DIN Heavy Series (PC, PCM & PCS Couplings) O-Rings for DIN Light & Heavy Series (MegaCrimp® and GlobalSpiral™ Couplings)		
G959 Series (Agriculture QD Adapters) John Deere Old Style to ISO Style ISO Style to John Deere Old Style Int'l Harvester to John Deere Old Style Int'l Harvester Old Style to ISO Style ISO Style to Int'l Harvester Old Style ISO Style to John Deere Old Style - (Double Shutoff) ISO Style to Int'l Harvester Old Style - (Double Shutoff)			8MISO-8FISO 8MISO-8FJD 8MIHC-8FJD 8MIHC-8FISO 8MISO-8FIHC 8MISO-8FJDDSO 8MISO-8FIHCDSO		
Live Swivel Male BSPP to Male BSPP Male JIC to Male JIC Male JIC to Female JIC/Boss JIC Seal Kit Male JIC to Female Pipe ORS Seal Kit ORS/BSPP Seal Kit Male ORFS to Female ORFS Male ORFS to Male ORFS			Tube Nuts and Sleeves Tube Sleeve Nut Tube Sleeve Female Flareless Nut Female Flareless Sleeve Locknuts for Bulkhead Fittings Metric Bite Nut Metric Bite Sleeve Diagnostic Diagnostic Equipment		
Ball Valves Two Way Block Style Code 61 O-Ring Flange Code 62 O-Ring Flange Female O-Ring Boss Female Pipe NPTF Three Way Block Style Ball Valve Lock Out Kits			8BSPP-8BSPP-LX 6MJ-6MJ-LX 8MJ-8FJ/FB-LX 6JIC SWIVEL SEAL KIT 8MJ-8FP-LX 12ORS LIVE SWIVEL SEAL KIT 8ORS/8BSPP LIVE SWVL SEAL KIT 12MFFOR- 12FFORX-LX 8MFFOR-8MFFOR- LX		
8MISO-8FISO 8MISO-8FJD 8MIHC-8FJD 8MIHC-8FISO 8MISO-8FIHC 8MISO-8FJDDSO 8MISO-8FIHCDSO			2TSN 3TS 4FFN 4FFS 5LN 6MNH 6BS RFID BAND TAG - ORANGE		
8FL-8FLBV 8FLH-8FLHBV 4FB-4FBBV 4FP-4FPBV 1/4" THRU 1/2" BV LOCK OUT KIT			MC4-20 POSITIVE STOP CRIMPER SHOP AIR PUMP DIE SET MCC3 8' Hose Assy MC4-20 B1 SPACER PS PC707ND NO DIES 115V/1HP/60 CYCLE DIE SET 720 PC703 TO PC707 CONV KIT SC32™ CRIMPER/PUMP 220V SC32 REPL PUMP ASSY 2HP/220 SC32-310 DBL ANGLE DIE SET SC32 LG DIE SET ADAPTER GC32-XD STAND DIE SET 32-3234		
1/4" THRU 1/2" BV LOCK OUT KIT			SC32™ Crimper SC32™ Pumps SC32™ Dies SC32™ Parts GC®32Si Crimper and Stand GC®32 Dies		

INDEX

TYPE	DESCRIPTION (EXAMPLE)	PAGE
GC®32 Parts	6M4K-6FJX- 6FJX45-18.7	W9
Gates GC®96TS Crimper	GC96TS	W11
Gates GC®96 Dies	GC96-87 DIE SET	W11
Gates GC®96TS Crimper Parts	TABLET CONTROL BOX ASSY GC96TS	W11
OmniCrimp 21 Dies	DIE SET (OM34)	W11
OmniCrimp 21 Parts	OPTICAL ENCODER	W12
Power Crimp® 3000B Pumps	PUMP 440V/3HP/3 PHASE	W13
Power Crimp® 3000B Parts	HOSE ASSY FOR 3000B	W13
PolarSeal® Hose Portable Crimper 2	POLARSEAL CRIMPER 2	W14
PolarSeal® Hose Portable Crimper Parts	DIE GUIDE BLOCK	W14
PolarSeal® II Hose Pliers	ACC-PSII PLIERS NJ	W15
Vertical Hydraulic Hose Cabinet	VERTICAL HOSE CABINET	W16
Hydraulic Hose Reel Rack	HOSE REEL RACK	W17
Hydraulic Coupling Cabinet	REPLACEMENT SLIDES FOR COUPLING CABINETS	W17
Two-Drawer Coupling Cabinet	2 DRAWER CPLG CAB	W18
Work Bench	HYDRAULIC WORKBENCH	W18
Hydraulic Coupling Bin and Boxes	24 BIN CPLG. CABINET	W18
Hydraulic Coupling Cabinet Parts	INTL ID KIT W/PKT KIT	W18
Frosted Air Brake Labels	FROSTED AB LABELS	W19
Gates Power Cutter 208	#208 HOSE CUTTER	W19
Gates Hose Cutter Model 1.5" 2 Wire Shop Saw	1.5 INCH SHOP SAW	W20
Gates Hose Cutter Model 2" 6 Wire Shop Saw	2 INCH SHOP SAW	W20
Gates Hose Cutter Model 4-16	4-16 PORTABLE SAW	W21
Gates Hose Cutter Replacement Blades	4-16 SAW BLADE 6"	W21
Hand Skiving Tools	HAND SKIVER KIT	W21
Hand Skiving Mandrels	MANDREL 3/16"	W21
Hand-Held Hose Cutter	HAND HOSE CUTTER	W22
Blade for Skil Saw	8" BLADE SKIL SAW	W22
Small Nylon Tubing Cutter & Replacement Blades	BLADES FOR HOSE CUTTER	W23
Power Crimp® 707 Swager Kit and Parts	PC707 SWAGER KIT	W23
PCTS Swager Pusher and Dies	G 302 1/8" SWAGER DIE	W23
Gates HS-1 Hand Swager	HS-1 HAND SWAGER	W25
Power Mate 25 Machine and Stand	PM 25 REUSE. MACH	W25
Lock-On Tool	LOCK-ON TOOL	W26
Lock-On Parts	CLAMP CAM LOC- ON	W26
Hand-Operated Hose Perforator Tool	1 1/4" HOSE PERF CUTTING SHEAR	W26
C14 Hose Cutting Shear - Recommended for PTFE Hose	FOR C14	W27
C14 Hose Insertion Die Holder - For use with Hose Insertion Dies	INSERTION DIE HOLDER	W27
C14 Insertion Dies	HD-4C14 INSERTION DIE	W27
C14 Hose Expanders	HE-4C14 EXPANDER	W28
C14 Swager Dies	SD-4C14 SWAGER DIE	W28
C14 Swager Pushers	P-C14-12TUBE PUSHER	W29
MegaCrimp® Coupling Insertion Tool	MEGACRIMP INSERTION TOOL	W30
MegaClean™ Hose Nozzles	MC-GH04	W30
MegaClean™ Launcher Kits	MegaClean Starter Kit - K40-64	W31
MegaClean™ Launcher Parts	MegaClean L-32 Hand Launcher	W31
Rebuilt Equipment	PC707ND NO DIES REF	W32
Finn Power Equipment Die Sets	FP31 DIE SET	W32
Uniflex Equipment Die Sets	UNIFLEX 21 DIE SET	W33
MegaClean™ Foam Projectile	MC-HAPB-04-1	W34

Avoid injury to yourself and others by following these important hose assembly steps

WARNING

Never underestimate the power of a blown hydraulic assembly.

Serious injury, death and destruction of property can result from rupture or blow-apart of a hydraulic hose assembly that is:

- Damaged or worn out
- Assembled or installed incorrectly
- Wrong for application

1. Receive hands-on training with Gates recommended equipment.
2. Follow current Gates **operating manuals and crimp data**.
3. Use only new (unused) Gates recommended hose and couplings with **Gates crimpers**.
4. Wear safety glasses.
4. Hose **must not** be stretched, kinked, crushed or twisted during installation or use. Hose **must not** be bent to less than the minimum bend radius.
5. Use **only** thermoplastic hose for **non-conductive** applications. For instance: cherry pickers. All other Gates hoses are electrically conductive.
6. **DO NOT use standard hydraulic hose to convey gases or steam over 500 PSI. Use only products rated for this service.**
7. **DO NOT use hydraulic hose in place of permanent piping.**
2. **Only** properly trained persons should inspect, test or service hose assemblies. Update training periodically.
3. **Document** maintenance, inspections and testing.
4. **AVOID FLUID INJECTION INJURIES**
 - Fluid under pressure can cause serious injury. It can be almost invisible escaping from a pinhole, and it can pierce the skin into the body.
 - Do not touch a pressurized hydraulic hose assembly or attempt to find a hydraulic system leak with any part of your body.
 - If fluid punctures the skin, **even if no pain is felt, a serious emergency exists**. Obtain medical assistance immediately. **Failure to do so can result in loss of the injured body part or death.**
5. Stay out of hazardous areas while testing hose assemblies under pressure. **Use proper safety protection.**



Select and Install Assemblies With Care

1. **Select proper hose assemblies for the application.** Many factors and conditions affecting the inside and outside diameter of the hose must be taken into account.
2. Hose assembly routing **must not** create an injury hazard or damage hose. Refer to the standards, regulations and directories that apply in the countries where the equipment is sold and used.
3. Select hydraulic components so that the application's temperature, pressure and bend radius **do not exceed** recommended component limits.

Follow Good Maintenance Practices

1. **Establish a program** of inspection, testing and replacement of hose assemblies from factors including:
 - Severity of application.
 - Frequency of equipment use.
 - Past performance of hose assemblies

OTHER SAFETY INFORMATION

Many factors affect the selection, making, installation and maintenance of hose assemblies. This catalog, Gates Corporation, the hydraulic equipment maker and the Society of Automotive Engineers Recommended Practice SAE J1273, have useful information about selecting, making, installing and servicing hydraulic

hose assemblies. For further information, please contact your local Gates representative or call Gates Corporation.

Gates recommends hose and coupling combinations in this catalog only after completing extensive testing.

Evaluation of a hose and coupling combination requires considerable impulse testing

and cannot be determined by a simple burst or pressure hold test. Gates disclaims all liability for any hose assembly made in violation of Gates recommendations, procedures and current crimp data. Crimp data is updated on average every year. For the most up-to-date crimp data, visit our website at www.gates.com/ecrimp.

The consumer's exclusive remedy with respect to any claim shall be a refund of the purchase price or replacement of the product at the option of Gates. In no event shall Gates be liable for any incidental or consequential damages whatsoever.

AIRCRAFT POLICY

Do not use Gates hose or couplings on aircraft propeller or rotor drive systems or in-flight accessory drives. Gates products are not designed or intended for aircraft use.

LIMITED WARRANTY

Gates Products are warranted to be free from defects in material and workmanship, and Gates will, at its option, replace or repair any Products proved defective in material or workmanship. This is the sole remedy for breach of warranty. ALL OTHER WARRANTIES, EXPRESS OR IMPLIED, INCLUDING, BUT NOT LIMITED TO, WARRANTIES OF MERCHANTABILITY AND FITNESS FOR A PARTICULAR PURPOSE, HEREBY ARE EXPRESSLY DISCLAIMED. LIABILITY FOR CONSEQUENTIAL, INCIDENTAL, SPECIAL, EXEMPLARY AND INDIRECT DAMAGES, INCLUDING, BUT NOT LIMITED TO, LOST PROFITS, HEREBY IS EXPRESSLY EXCLUDED, REGARDLESS OF WHETHER SUCH DAMAGES WERE REASONABLY FORESEEABLE, OR WHETHER GATES HAD KNOWLEDGE THAT THEY COULD OCCUR. This Limited Warranty shall be void to the extent that any of the following, as determined by Gates, occurs: (a) improper installation of the Products, including any unauthorized installation of Products into vehicles; (b) improper usage or maintenance of the Products; (c) induction of defect by other products; (d) mishandling of the Products or other abuse; (e) improper matching with other applications; (f) collision, engine overheating or oil starvation, or product misapplication or contamination, including, but not limited to, contamination with oil or antifreeze; (g) the Products are used for racing or competition; (h) any use not recommended in writing by Gates; or (i) any failure to follow use instructions.

WHAT'S NEW

iLok™ Coupling

iLok is the global hydraulic industry's first hand-torqued 5000 psi hydraulic hose connector. While primarily used in the mining industry, there are other hydraulic applications for which iLok is the perfect solution. The iLok coupling is simple to understand and use, easy to connect and disconnect by hand, withstands high impulse applications, has a secure, visible locking system and a low profile to fit in tight quarters. Refer to the 2015 Gates Mining Catalog for product information.



C5CXH XTreme™ Heat Hose

Gates C5CXH is a flexible hose for high temperature (300°F) applications. Today, engines contain more power in a smaller space, increasing operating temperatures. C5CXH is a medium-pressure multi-purpose hose used for hot oil line or air brake applications. It is also compatible with marine applications, off-road construction and agricultural vehicles offered with field attachable and crimp-on couplings.



GC®32TSi™ Crimper

The GC32TSi crimper is a revolutionary way to crimp Gates hose and couplings. This new smart, precision crimper includes all the necessary tools and information onboard to crimp factory-quality hose assemblies. The easy-to-use Android™ touch screen ensures a perfect crimp every time. Simply touch the icons for the hose and couplings you are assembling and the machine will list the proper dies to use as well as the correct crimping specs using Gates eCrimp™ data.



M2T® XtraTuff™ Dual-Line Hose

Using two joined hoses is costly and cumbersome, adding unnecessary material and labor expense as well as extra bulk that can be problematic when routing. In this new construction, two M2T rubber hoses share a common XtraTuff cover, requiring no adhesives or mechanical bonds for a cost effective and efficient solution.



TuffCoat™ XTreme™ Plating

Hydraulic couplings need plating to prevent deterioration of the metal. Developed by Gates metallurgical engineers, TCX plating is hexavalent chromate-free. Plating thickness is carefully controlled to prevent damage during crimping that could expose the base metal to corrosion. Uniform plating thickness also ensures a leak-free fit between coupling connections. TCX offers 840 hours of red rust corrosion resistance based on ASTM B117 salt spray testing – 1066% greater than the 72-hour SAE standard and 1033% greater than the 96-hour industry standard.



Stainless Steel Couplings

Gates stainless steel couplings are ideal for use in corrosive conditions such as salt spray in marine operations, caustic chemicals in agricultural applications, frequent wash downs in food and beverage processing and other harsh environments. Stainless steel couplings last longer than standard couplings so you can avoid replacing an entire assembly before the hose itself needs replacement. These longer maintenance intervals mean more value for your dollar. Offerings include: JIC straight, JIC bent tube, SAE straight, SAE bent tube, Code 61 flange, Code 62 flange, Male pipe, O-ring face seal and more to come, including DIN terminations. Gates Stainless Steel stems are available in the "B" series for braided hose or the "S" series for spiral-wire.



32EFG6K and 32GSM Hose and Coupling System

Gates introduces the world's first one-piece, no-skive, 6000 psi -32 hose and coupling system. This hose and coupling are designed for extremely high pressure, high impulse applications on today's newest mobile equipment platforms, reducing the risk of blow-offs or leaks. The 32GSM is qualified for use on all Gates 2", six-spiral hoses optimizing coupling inventories.




-40 and -48 MegaSys® Spiral Hose

MegaSys® 40EFG5K and 48EFG4K hydraulic hoses are made for large diameter high-pressure and high-impulse applications. Made of enviro-friendly fluid compatible rubber, these hoses are made with six alternating layers of spiraled high-tensile steel wire and are purchased as finished assemblies from Gates.



Low Temp Wire-Braid and Spiral-Wire Hose

Gates PolarFlex® low temperature hoses are designed for frigid environments. Ordinary hose covers and tubes stiffen and crack when flexed in the bitter cold. Gates low temperature hoses are tough enough to resist abrasion while remaining flexible enough to bend with the movement of the machine.



M2T® Hose

With three new sizes (-20, -24 and -32), M2T hose is better than ever, with a tighter bend radius and lighter weight than G2 hose. It also has a lower force-to-bend ratio allowing easy routing in spaces that are too tight for standard SAE 100R2 hose. The layline got an update as well and now sports the SAE 100R2 designation.



MegaSys® Constant Pressure Hoses

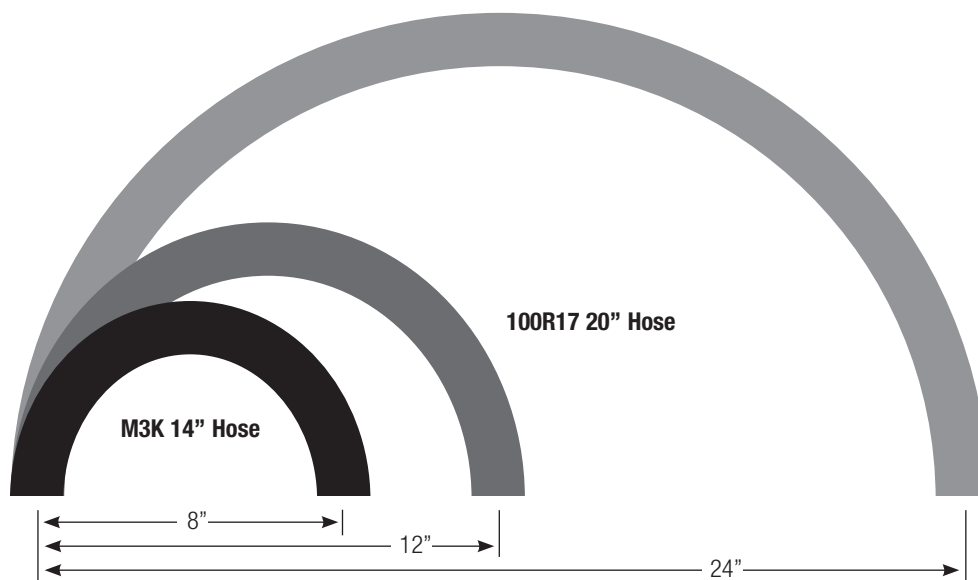
The MegaSys® line consists of constant pressure spiral-wire and wire-braid hoses that can be bent up to one-third SAE specifications. Combined with innovative couplings specifically designed to crimp on these hoses, leak-free performance is guaranteed up to maximum working pressures as high as 8,000 psi.



MegaSys Benefits

- Simplifies hose selection with constant pressure ratings
- Bends up to one-third SAE bend radius specifications
- Saves overall hose assembly length
- Facilitates easier routing in tight applications
- Requires fewer bent tube fittings
- Eases installation with higher flexibility
- Lowers inventory requirements
- Extends life in bending, flexing applications
- Available with abrasion-resistant XtraTuff™ or MegaTuff® covers
- Reduces costs by as much as 64 percent

MegaSys Hoses Bend – And Bend Some More



Up to One-Third SAE Bend Radius Specification

Illustration of 16M3K hose flexibility and reduced hose length requirements

MegaSys[®] Wire-Braid Constant Pressure Hoses

M3K, M4K, M5K and M6K Hoses

- Each hose features a constant working pressure
- Two braids of high-tensile steel wire (one braid in M3K -3, -4, -5, -6 and -8 sizes)
- Nitrile tube for use with biodegradable hydraulic fluids
- Tested to industry-leading 600,000 cycles
- Temperature range -40°F to +212°F (-40°C to +100°C)
- Available with abrasion-resistant XtraTuff[™] or MegaTuff[®] covers
- “H” Versions -40°F to +250°F
- “L” Versions -70°F to +212°F

MegaSys[®] Spiral-Wire Constant Pressure Hoses

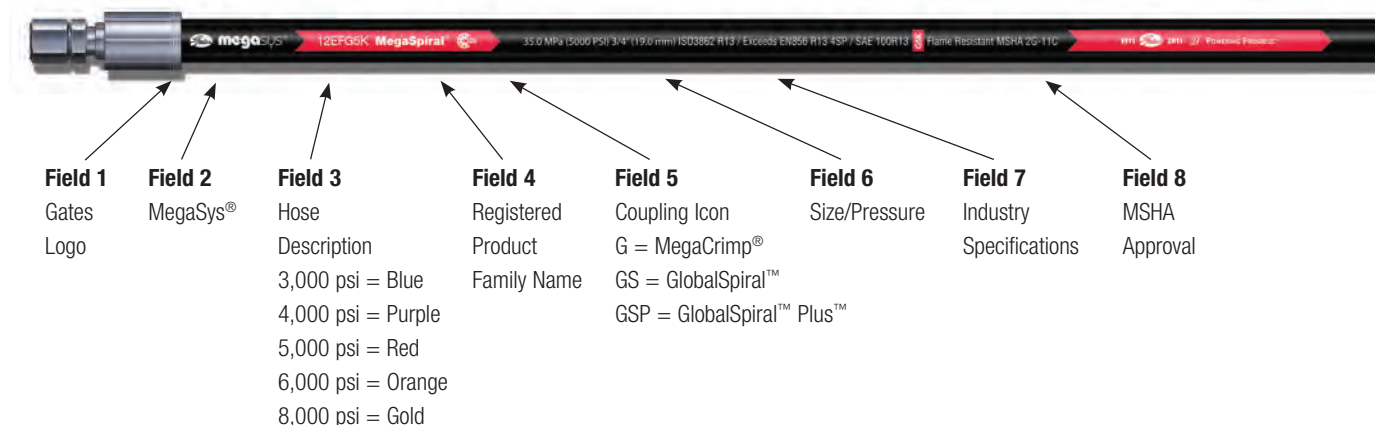
EFG3K, EFG4K, EFG5K, EFG6K and G8K Hoses

- Each hose features a constant working pressure
- Four alternating layers (six in some larger sizes) of spiraled, high tensile steel
- Nitrile tube for use with biodegradable hydraulic fluids (Chlorprene for G8K)
- Tested to industry-leading 1,000,000 impulse cycles
- Temperature range -40°F to +250°F (-40°C to +121°C)
- Available with abrasion-resistant MegaTuff[®] cover
- “L” Versions -70°F to +212°F

3000 psi	M3K/EFG3K
4000 psi	M4K/EFG4K
5000 psi	M5K/EFG5K
6000 psi	M6K/EFG6K
8000 psi	G8K

MegaSys[®] Hose Layline System

These laylines are used exclusively on MegaSys hoses. Distinctive design and pressure color coding makes MegaSys hoses easy to identify in stock or in service.



MegaSys[®] Size/Pressure Matrix

Gates revolutionized hose selection with the introduction of MegaSys hoses. Use the charts below for easy hose selection. Just find the required pressure and the chart will show you which hose meets that pressure in the applicable size.

SAE Specifications (Chart colors do not correspond to MegaSys hose color key system)

I.D.	-4	-5	-6	-8	-10	-12	-16	-20	-24	-32
3000 psi	M3K*	M3K*	M3K*	M3K*	M3K*	M3K*	M3K*	EFG3K	EFG3K	EFG3K
4000 psi	M4K**	M4K**	M4K**/EFG4K	M4K**/EFG4K	M4K**/EFG4K	M4K**/EFG4K	EFG4K	EFG4K		
5000 psi	M5K	M5K	M5K	M5K/EFG5K	EFG5K	EFG5K	EFG5K	EFG5K	EFG5K	EFG5K
6000 psi	M6K		EFG6K	EFG6K	EFG6K	EFG6K	EFG6K	EFG6K	EFG6K	EFG6K
8000 psi						G8K	G8K			

■ Exceeds SAE 100R1 ■ Exceeds SAE 100R12 *M3K Exceeds SAE 100R17
■ Exceeds SAE 100R2 ■ Exceeds SAE 100R13 **M4K Exceeds SAE 100R19
■ Exceeds SAE 100R15

European Norm (EN) Specifications (Chart colors do not correspond to MegaSys hose color key system)

I.D.	04	05	06	08	10	12	16	20	24	32
210bar/3K	M3K	M3K	M3K	M3K	M3K	M3K	M3K	EFG3K	EFG3K	EFG3K
280bar/4K	M4K	M4K	M4K/EFG4K	M4K/EFG4K	M4K/EFG4K	M4K/EFG4K	EFG4K	EFG4K		
350bar/5K	M5K	M5K	M5K	M5K/EFG5K	EFG5K	EFG5K	EFG5K	EFG5K	EFG5K	EFG5K
420bar/6K	M6K		EFG6K	EFG6K	EFG6K	EFG6K	EFG6K	EFG6K		
560bar/8K						G8K	G8K			

■ Exceeds 1SN/1SC ■ Exceeds 4SP
■ Exceeds 2SN/2SC ■ Exceeds 4SH

MegaSys Constant Pressure Hose and ISO 18752

The progression of the Gates MegaSys products spans over three decades, beginning in the 1980's with the innovative SAE half-bend radius MegaFlex[®] products M2T[®] and M1T (now M3K). Gates MegaSys evolved to Constant Pressure specifications and was the forerunner that drove SAE, EN and ISO to follow the Gates engineering lead.

ISO Standard 18752 released in 2006, differs from SAE J517 that reflects the design practices of users who construct hydraulic systems based on performance and pressure requirements.

ISO 18752 is the International Standard specifying requirements for nine classes, four grades and seven types of wire- or textile-reinforced hydraulic hoses and hose assemblies of nominal sizes. Each class has a single maximum working pressure for all sizes.

Hoses are classified according to their resistance to impulse into four grades: A, B, C and D. Each grade is classified by outside diameter into standard types (AS, BS and CS) and compact types (AC, BC, CC and DC)

The MegaSys products exceed the SAE and EN specifications and are aligned and exceed the performance matrix requirements of ISO 18752.

PSI	18752 ISO A	18752 ISO B	18752 ISO C	18752 ISO D
3000 PSI	M3K	M3K	M3KH	EFG3K
4000 PSI	M4K	M4K	M4KH	EFG4K
5000 PSI	M5K	M5K	EFG5K	EFG5K
6000 PSI	M6K	M6K	EFG6K	EFG6K*

*12 only, other sizes under qualification

Robust, Leak-Free, Corrosion-Resistant Couplings

Most hose failures, such as blow-offs or leaks, occur at the coupling. Gates couplings are designed for Gates wire braid and spiral wire hoses to form a robust, leak-free, and corrosion-resistant connection that can stand up to rigorous conditions.

MegaCrimp™ Couplings

Gates MegaCrimp couplings are designed for use with Gates wire braid hydraulic hoses to create a robust, leak-free assembly. The pre-assembled coupling is designed with a patented “C” insert attached to the ferrule. This design ensures that crimping forces are evenly distributed to form a concentric, leak-free seal.

One MegaCrimp coupling size can accommodate various one- and two-wire braid hydraulic hoses of different constructions and wall thicknesses, simplifying inventory requirements, helping to reduce costs and simplifying coupling selection.

Key Features

- Robust “bite the wire” crimp
- Low profile
- Full-stem insertion
- Full-length crimp
- Tested to industry-leading 600,000 impulse cycles
- Simplifies inventory management
- Environmentally-friendly TuffCoat™ plating for 5x better corrosion resistance than SAE standard



During crimping, only the MegaCrimp coupling's outside shell takes on the shape of the dies. The "C" insert starts round, stays round – like the hose.



Once inserted, MegaCrimp couplings stay put. They don't fall out.



MegaCrimp couplings have an optimum insertion force – not too tight, not too loose – so you can feel them “hit bottom” when inserted.

GlobalSpiral™ Couplings

Engineered for extreme high-pressure, high-impulse spiral wire hose, Gates GlobalSpiral couplings feature a “bite-the-wire” crimp for improved coupling retention. They can be used with Gates four- and six-spiral wire hoses up to 8,000 psi.

The couplings are available in over 80 thread configurations, including SAE, DIN, BSP, Komatsu, and JIS. They have been tested to industry-leading 1,000,000 impulse cycles at 250°F (121°C).

The no-skive coupling... one stem is all you need

Robust swivel joint allows for maximum torque



Strong Full-Torque Nut™ design—up to 24,000 psi burst pressure (-20 size EFG6K) with improved torque resistance

Features	Benefits
No skive	Fast, tailor-made assemblies. Eliminates skiving equipment, odor and dust.
Tested to 1,000,000 impulse cycles	Extended coupling life.
Coupling to 6,000 psi working pressure in all sizes*	Easy-to-manage inventory. Fewer SKUs.
Over 75-plus thread/flange configurations	Application coverage.
TuffCoat® plating	More than five times better corrosion resistance than SAE ASTM B117 specification.
"Bite-the-wire" crimp	Improved coupling retention.
Premium steel	Maximum strength.
+250°F temperature capability	Full performance at high temperatures. Longer coupling life.
Machined full-back FJX and FFORX nuts	4:1 burst performance up to 24,000 psi. Improved torque/sealing capability.
Meets worldwide DIN, EN, SAE, ISO and Gates EFG6K standards and requirements	World-class performance.
One stem used for all spiral hoses	Less inventory. Easier to use.
Two-piece design	Reduced inventory by 30% because only one stem is required for all spiral wire hose types.

*Except as noted in coupling tables


Full-Torque Nut™ Technology

One of the most common causes of hydraulic leaks is a cracked coupling nut or seat due to over-torquing. Gates has engineered a solution – Full-Torque Nut technology which is standard on all MegaCrimp® and GlobalSpiral™ couplings.

Full-Torque Nut couplings are stronger and more durable than traditional staked-nut fittings. A large holding shoulder evenly distributes stress forces at the nut for higher resistance against cracking, even when inadvertently over-torqued. Increase equipment uptime by eliminating damaged couplings and leaks from too much torque.


Over-Torque Protection

Robust swivel joint allows for maximum torque



Up to 24,000 psi burst pressure (-16 size EFG6K)

Staked-nut provides less burst pressure protection




Swivel joint sensitive to over-torquing

iLok™ Coupling

Gates iLok coupling is designed to realize dramatic reductions in downtime when moving and re-assembling equipment. Compared to a staple-lock coupling, it's simpler, safer, and faster.

A Coupling So Simple It's Revolutionary

- Simple to understand and use
- Easy to connect and disconnect by hand
- Withstands high impulse applications
- Uses a secure, visible locking system
- Releases residual pressure away from workers during disconnection
- Compact, to fit in tight quarters
- Smooth, to prevent abrasion against adjoining hoses



Specifications

- Rated at 6,000 psi (-4, -6, -8, -12, -16, -20, -24, -32, -40 sizes) & 5,000 psi (-48 size) for mining applications.
- Rated at 5,000 psi (-4, -6, -8, -12, -16, -20, -24, -32, -40 sizes) & 4,000 psi (-48 size) for hydraulic applications.
- Mining application is described as testing to 300,000 impulse tested at working pressure at 250°F (+121°C) with no leaks or failures.
- Hydraulic application is at SAE standards at 133% working pressure, 250°F (+121°C) and at an increased 1 million impulse cycles with no leaks or failures.
- 4:1 design factor (burst pressure to working pressure ratio).
- Tested in accordance with SAE-J343.
- TuffCoat® Xtreme™ plating provides red rust protection that exceeds the 72-hour SAE standard by 1000%.
- MSHA-approved for underground mining applications.
- Offered as a new termination for Gates GlobalSpiral™ and MegaCrimp™ families of stems.

MegaTuff® and XtraTuff™ Covers

Nothing is harder on hydraulic hose covers than constant abrasion. Rubbed against metal or other hose, most standard hydraulic hoses – even ones with spring guards or nylon sleeving – can't take the punishment.

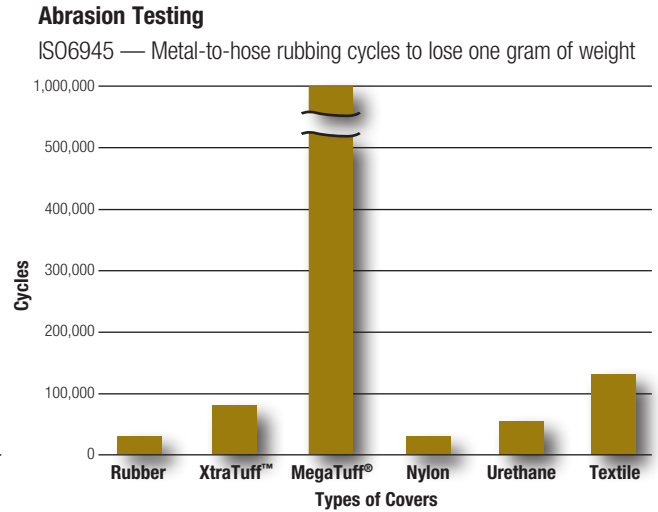
MegaTuff covers: 300x more protection than standard hose covering

Gates MegaTuff hoses are exceptionally resistant to abrasion, thanks to special cover construction and compounding that uses high-performance engineered plastics in an innovative manufacturing process. Also, the specially bonded cover stays put. It won't peel as do some competitive hose covers.

MegaTuff hoses maintain their flexibility and minimum bend radius. They are resistant to oil, ozone, and UV rays, and have been tested to 1,000,000 impulse cycles without failure. These tough hoses are ideally suited for harsh underground mining conditions.

XtraTuff covers: 25x more protection and standard hose covering

Made of special hybrid compounds, Gates XtraTuff™ covers offer 25x the abrasion resistance of standard cover hydraulic hose, increasing service life, lowering maintenance and eliminating the need for costly hose protectors like spring guards and nylon sleeves. XtraTuff hose is versatile, flexible and easy to manage. With pressure ratings up to 5,000 psi, these hoses will outperform anything the competition has to offer.



TuffCoat™ and TuffCoat™ Xtreme® Plating

Beat the SAE Standard by 600 to 1000%

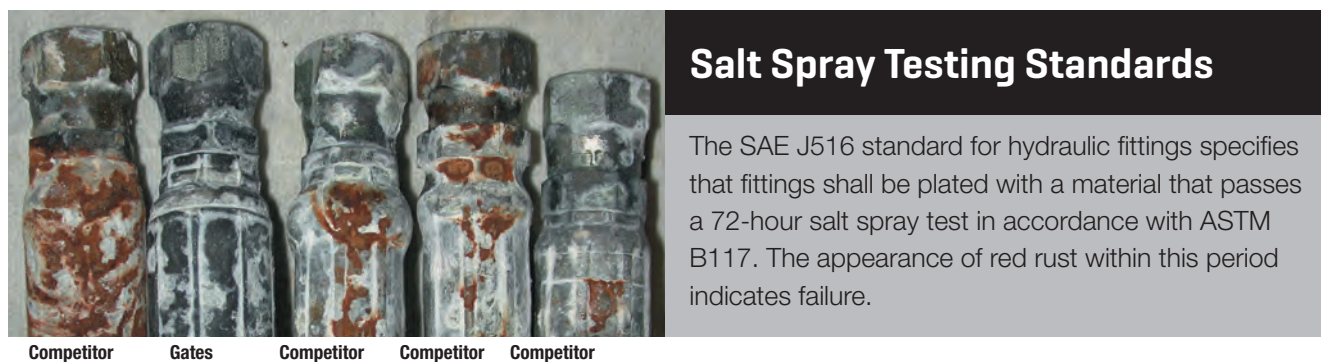
Just as hoses need a rubber cover to protect the metal reinforcement inside, hydraulic couplings need plating to prevent deterioration of the metal. When hydraulic fittings begin to rust, the base metal is being eaten away by oxidation.

Red rust can eventually damage a hydraulic system in several ways:

- Contaminate hydraulic fluids
- Compromise fitting connections and adjacent components
- Create leak paths
- Make maintenance more difficult

TuffCoat: One Tough Plating for All Gates Standard Couplings

All Gates couplings are protected, at the minimum, with TuffCoat plating. In ASTM B117 salt spray tests, TuffCoat plating resisted red rust formation for 500 hours. That's nearly 600% greater than the SAE 72-hour standard, and 561% greater than the 96-hour OE (original equipment) industry standard.



Tested under SAE J516 and ASTM-B-117 salt-spray conditions, TuffCoat plating provided more than 400 hours of protection from red rust formation – over 500% better than the 72-hour SAE standard.

The Gates coupling with TuffCoat plating shows no red rust formation. White patches on couplings are salt residue, not corrosion.

TuffCoat Xtreme: An Extra Measure of Protection


TuffCoat Xtreme offers 840 hours of red rust corrosion resistance based on ASTM B117 salt spray testing. That's 1066% greater than the 72-hour SAE standard and 1033% greater than the 96-hour industry standard.

LifeGuard™ Line-of-Sight Sleiving System

There's a Better Way to Protect Equipment Operators Against Hydraulic Hose Failure

A burst or pinhole leak in a hydraulic system can cause serious problems – especially for anything or anyone located within a three-foot line-of-sight. Personal injury. Fluid burns and injection. Fires and explosions. Electrical shock. Mechanical failure.

Now, Gates has engineered the first effective, economical alternative to costly metal shielding or rerouting of hose lines. The LifeGuard™ sleiving system is designed to protect operators, equipment and the environment from the hazards of catastrophic hydraulic hose failure – a level of protection previously unavailable.



The LifeGuard™ sleeve contained and effectively redirected fluid during 10,000 psi (68.9 MPa) burst tests while hoses without sleeiving exploded, releasing a large amount of fluid in the immediate area.

How the System Works

The LifeGuard™ sleeve is slipped onto the hose and clamped at each end. If a hose burst or pinhole leak occurs, escaping pressures and fluids are contained by the exceptionally strong sleeiving material. Fluids then exit the system via openings created by the specially designed channel clamps at each end. A noticeable pool of leaking fluid serves as positive verification that a failure has occurred so corrective action can be taken immediately to replace the hose assembly. LifeGuard sleeiving correlates to a variety of industry standards, including ISO 3457 and MSHA's flame-resistance requirements.

- Provides containment of up to 10,000 psi (68.9 MPa) bursts
- Protects against 5,000 psi (34.5 MPa) pinhole leaks at +212°F (+100°C) for up to five minutes
- Handles hydraulic fluids and biodiesel fuel
- Allows fluid to safely escape down the length of the assembly
- Creates noticeable spill for hose failure detection
- Correlates to ISO 3457 and meets MSHA's flame-resistance requirements
- No other sleeve provides this level of protection
- Patent pending system includes Gates hose, couplings, sleeve and channel clamps

GC[®]32TSi™ Crimper

There's no room for error when replacing hydraulic hose assemblies. Gates GC32TSi innovative "smart" crimper leaves nothing to chance. All the necessary tools and information reside on-board to crimp rock-solid, leak-free, factory-quality hose assemblies.

Gates GC32TSi crimper features a touch-screen control panel for easy navigation. It links to Gates eCrimp™ database for up-to-the-minute crimp specifications and optimal hose/coupling selection. Advanced functionality such as pinch decompression, precision crimp diameter measurement, machined die retention plates with a simple die loading system, and a self-lubricating crimper head assist the operator in building factory-quality assemblies that meet Gates stringent crimping specifications.



Key Features:

- Select hose and couplings to be crimped on control panel. Images of these components will then be displayed on tablet screen along with required dies.
- Precision crimps without looking up data, adjusting crimper settings or manually measuring final crimp OD.
- After crimp is complete, the crimp OD is automatically measured and displayed on screen.
- Crimper will not fully retract until the proper crimp OD has been achieved.
- Crimper head ratchets a few degrees after each retract to re-distribute grease.
- Controller is updated where wireless internet is available, or via thumb drive.
- Rear-mounted camera ensures coupling is in full contact with dies prior to crimping.

Exclusive QUICK-PIC™ and AIM™ Programs

Building Better Inventory Support for Construction Equipment Owners

Gates Construction Distributors have instant access to our exclusive QUICK-PIC™ and AIM™ computer programs and extensive, up-to-date global product data online.

Whether it's a critical failure in the field or regular equipment maintenance in the shop, your Gates Construction Distributor is the one-stop source for all your hydraulic assembly replacement needs.

- Complete equipment coverage
- Accurate, quality parts replacement
- Alternative to high-priced, hard-to-get OEM parts
- Fast, just-in-time service
- Minimal equipment downtime
- Reduced inventory costs



QUICK-PIC™



AIM™

Quick Part Number Interchange

Finds the right replacement assembly in seconds to get equipment back on the job fast.

QUICK-PIC interchanges more than 155,000 construction equipment manufacturer's part numbers with the right, high-quality Gates replacement. Your Gates Construction Distributor can then fabricate a replacement assembly to the right hose length in minutes, including fittings and protectors.

Accurate Inventory Manager

Matches hose and connector inventory to your equipment.

With AIM, you get the parts you need, when you need them, at a price you can afford. AIM matches your Gates Construction Distributor's inventory to your exact equipment needs – by manufacturer and model.

No more guesswork. No more shopping around for a part. AIM tells your distributor exactly what parts to stock.



eCrimp

Crimp with the Precision of Gates

Quickly Find Hose and Hydraulic Crimp Specifications

Gates eCrimp™ database allows Gates end users and distributors to find and print the most up-to-date crimp specifications for Gates hydraulic and industrial hose products. It provides crimping instructions, crimp diameter, maintenance and troubleshooting information for the MobileCrimp 4-20, PC 707, SC32, PC 3000B, PC2001, GC32-XD™, GC96 and Omni Crimp 21.

eCrimp:

- Reduces downtime with hose assembly guides
- Eliminates potential dangers of an improperly crimped hose
- Quickly and easily finds exact crimping specifications from your browser
- Is the on-board database for the GC32TSi and GC96TS.
- Allows you to create custom reports around the products which you use most.

Go to gates.com/ecrimp for more information on the web version and mobile app.

SERVICE AND SUPPORT SOLUTIONS

Safe Hydraulics™ Program



With safety being a paramount concern in hydraulic applications, Gates offers a comprehensive preventive maintenance program called Safe Hydraulics. The high pressures and temperatures associated with hydraulics, coupled with the confined working spaces, make proper hose and fitting selection and maintenance critical.

Top quality Gates products, combined with the knowledge of how to use and maintain them, provide a wealth of benefits to operators, including:

- Reduced equipment downtime
- Reduced repair costs
- Efficient production
- Increased equipment life expectancy
- Improved spare parts inventory control
- Reduced capital outlays for premature new equipment purchases
- Better use of maintenance personnel
- Minimized safety hazards
- Reduced risk of liability due to spills

Visit www.gates.com/safehydraulics to obtain a complimentary Safe Hydraulics Guide with tips and information about:

- Preventive maintenance program components
- Workplace safety procedures
- Inspection procedures
- Hose risk management
- Troubleshooting advice
- Proper hose selection
- Correct hose assembly
- Hose assembly installation
- Correct routing techniques

Training & Education



It's no secret in the hydraulic industry that finding qualified employees is becoming a formidable challenge. Unskilled or poorly trained workers expose operators to increased liability due to errors and accidents. Complicated product lines add to the problem.

That's why Gates offers Gates U – educational workshops about Gates hydraulic and industrial hose and their applications. These intensive workshops are held at Gates Customer Solutions Center in Denver, Colorado, where Gates engineers and scientists push the boundaries of fluid power knowledge.

Hydraulic Products Workshop

The Hydraulic Products Workshop prepares participants to implement the correct Gates hydraulic solution for their application. This intensive workshop features:

- Safe Hydraulics Practices
- Hose Fabrication Principles
- Thread Identification Techniques
- Hose Routing and Installation Skills
- Cleanliness Standards
- Implementation of the Gates System
- Gates Customer Service
- Gates Marketing Programs
- Gates Web Application Tools
- Application Identification and Troubleshooting Skills
- Application of Product Knowledge to Sales
- Proper Crimping Techniques

Industrial Hose Workshop

This workshop includes:

- Review of Safe Practices for Industrial Hose and Couplings
- Comprehensive Product Line Review
- Discussion of Key Product Features and Benefits
- Foundational Application Engineering Skills
- Proper Crimping Skills and Techniques
- Web Application Tools Overview
- Product Application and Market Specific Discussions
- Application of Product Knowledge to Sales
- CSC Tour Focused on Testing and Development of Gates Industrial Hose Products

Fluid Power Level 1 Certification

Gates U participants who complete both the Hydraulic Products and Industrial Hose Workshops are eligible to take the Gates Fluid Power Level 1 Certification exam. This two-part assessment includes a comprehensive written exam and a hands-on demonstration of hose assembly skills practiced throughout the workshop week. A passing grade on the written exam is required, as well as an accurate demonstration of hose assembly skills with a certified Gates instructor.

Application Engineering & Technical Support

When a hydraulic hose fails on hydraulic powered equipment, it could end up costing your operation thousands of dollars in downtime and lost production. Hydraulic hose failures can occur for a number of reasons, including improper hose and/or coupling selection, assembly, installation, and maintenance.

Gates has been setting the standard for hydraulic hose engineering and manufacturing for decades. Our experienced engineering, customer service, and field sales experts have the knowledge and expertise to diagnose hydraulic hose system problems and provide solutions that will get and keep your operations up and running.

FPPAsupport@gates.com Phone: 303-744-5070

GETTING THE BEST SERVICE LIFE

From Gates Hydraulic Hose + Assemblies

How long will a hydraulic hose assembly last? It depends on how it's used. This catalog and other Gates literature show the recommended limits for our assemblies (and also the hoses and couplings used to make assemblies). These limits include installation, maintenance and conditions of use. These limits **MUST** be followed or the assembly can fail resulting in personal injury or property damage. If you do not have this important information, you can get it at no cost from your local Gates distributor or Gates field representative.

Hose assemblies in use should be inspected regularly for leaks, kinks, cover blisters, gouges, abrasion and other damage. Damaged or worn assemblies must be replaced immediately. You can increase assembly life if you do the following:

Hose Assembly Installation – Hydraulic hose assembly installations should comply with hydraulic hose routing and plumbing standards per SAE J1273 for the proper application of hose assemblies.

Working Pressure – The hydraulic system pressure should not exceed the rated working pressure of the hose. Pressure surges or peaks exceeding the rated working pressure are destructive and must be taken into account when selecting a hose.

Minimum Burst Pressure – Burst pressures are pressures referred to in this catalog which were intended for destructive testing purposes and for design safety factors only.

Temperature Range – Do not expose hose to internal or external temperatures exceeding the recommended limits. Consult additional technical data when hydraulic fluids contain emulsions or solutions. The fluid manufacturer's recommended maximum operating temperature for any given fluid must not be exceeded, regardless of hose temperature range.

Fluid Compatibility – The hydraulic assembly (tube, cover, reinforcement and couplings) must be fluid compatible. The correct hose must be used because phosphate ester and petroleum-based hydraulic fluids have drastically different chemical characteristics. Many hoses are compatible with one or the other, but not all fluids. For example, Gates G2XH, MegaTech[®] and C5D hoses are capable of handling phosphate ester and petroleum-based hydraulic fluids.

Minimum Bend Radius – Do not bend or flex hose to a radius smaller than the minimum recommended and do not subject hose to tension or torque. This can place excessive stress on the reinforcement and severely reduce the ability of the hose to withstand pressure.

Hose Size – Hose size (inside diameter) must be capable of handling the required flow volume. Too small an I.D. for a given volume of flow results in excessive fluid pressure and heat generation which can result in tube damage.

Hose Routing – Restrain, protect or guide hose, with clamps if necessary, to minimize the risk of damage due to excessive flexing, whipping or contacting other moving parts or corrosives. Determine hose lengths and configurations that protect from abrasion, snagging or kinking and provide leak-resistant connections.

Hose Length – Correct hose length should include considerations for length changes under pressure, machine vibration and motion, and hose assembly routing.

Hose Applications – Select the proper hose for the application. Suction applications (Gates GMV or G4H) and special fluid or high temperature capabilities are among the applications requiring particular consideration and a specific hose. When additional information is required, contact your local Gates representative.

Hose Shelf Life

Storage environment, along with rubber materials can vary the shelf life limit. Shelf life is difficult to quantify as many variables affect the hose. **Proper storage conditions can result in a minimum of three to five years shelf life.**

Beyond this time there can be significant service life decrease, depending on storage environment variables. Some variables are:

- **Temperature** — Hose should be stored in a cool, dry area never exceeding +100°F (+38°C). If stored below freezing, pre-warming may be required prior to handling, testing and placing into service.
- Direct sunlight, rain, heaters or being near electrical equipment
- Humidity and ozone
- Oil, solvents, corrosive materials or fumes
- Insects or rodents
- Radioactivity
- Space allowance and bends

Store hose in original container. Never stack hose too high, as its weight can crush hose at the bottom of the stack.

Gates recommends hose in extended storage be visually inspected and tested prior to use. Hose judged marginal should be replaced to avoid potential failure, property damage or bodily injury. Store hose on a first-in/first-out basis. Unusually long storage, or poor storage environment can deteriorate hose, reduce performance and may lead to premature failure.

G8K Spiral Wire Hose Ultra High Pressure

Meets Flame Resistance Acceptance Designation "MSHA 2G"

Recommended For: Ultra high-pressure, high-impulse applications such as hydrostatic transmissions, for use in the construction, agriculture, forestry, underground or open pit mining, or other industries on applications where extremely high pressure capability is required. G8K hose and couplings offer industry-leading bend radius capability, which leads to ease of routing and installation, longer hose life in flexing applications, and fewer bent tube fitting requirements.

Tube: Black, oil-resistant Polychloroprene - Type A tube material allows for the high pressure, high temperature performance required in these demanding applications. See Hose Stock Characteristics.

Reinforcement: Six alternating layers of high tensile steel wire spiral construction.

Cover: Black, oil resistant, synthetic rubber (Polychloroprene - Type A), with color coded layline.

Temperature Range: -40°F to +250°F (-40°C to +121°C). For water emulsions see Temperature Limits Table.

Coupling Recommendation (See gates.com/ecrimp or Crimp Data Manual 35019)
G8K Couplings (Section D)



Description	Product No.						Standard Pack	Weight (Lbs.)
12G8KXCTN	4651-1639	3/4	1.36	8000	32000	9.5	100	1.57
16G8KXCTN	4651-1631	1	1.66	8000	32000	12.0	100	2.21

EFG6K Spiral Wire Hose - SAE 100R15 Extremely High Pressure

For Biodegradable Hydraulic Fluids
Meets Flame Resistance Acceptance Designation "MSHA 2G"

Recommended For: Extremely high-pressure, high-impulse applications such as hydrostatic transmissions. EFG6K is designed to meet or exceed all requirements of SAE 100R15 specifications and performance requirements of EN 856 4SP (-6, -8, -10 and -12), EN 856 4SH (-12, -16, and -20), and ISO 3862 Type R15 (-6, -8, -10, -12, -16, -24). Compatible with biodegradable hydraulic fluids like polyolester, polyglycol and vegetable oil as well as standard petroleum-based fluids. Available in 121' through 200' continuous lengths.

Tube: Black, oil resistant, synthetic rubber (Nitrile - Type C). See Hose Stock Characteristics.

Reinforcement: Four (six for -20, -24 and -32) alternating layers of spiraled, high-tensile steel.

Cover: Black, oil resistant, synthetic rubber (Polychloroprene - Type A). Color coded layline. Also available with unique abrasion resistant MegaTuff® cover. See Hose Stock Characteristics.

Temperature Range: -40°F to +250°F (-40°C to +121°C). For water emulsions see Temperature Limits Table.

Coupling Recommendation (See gates.com/ecrimp or Crimp Data Manual 35019)

GlobalSpiral™ Couplings (-6 through -20) (Section E)

GlobalSpiral™ MAX Pressure Couplings (-24 and -32) (Section E)

Stainless Steel "S" Couplings (Section H)



Description	Product No.						Standard Pack	Weight (Lbs.)
6EFG6K X25FT	4651-4032	3/8	.80	6000	24000	2.5	1	13.70
6EFG6KXCTN	4651-1396	3/8	.80	6000	24000	2.5	100	.51
8EFG6K X25FT	4651-4033	1/2	.95	6000	24000	3.5	1	23.40
8EFG6KXCTN	4651-1371	1/2	.95	6000	24000	3.5	100	.59
8EFG6KXLL	4651-1613	1/2	.95	6000	24000	3.5	200	.58
10EFG6K X25FT	4651-4034	5/8	1.09	6000	24000	4.0	1	21.00
10EFG6KXCTN	4651-1368	5/8	1.09	6000	24000	4.0	100	.80
10EFG6KXLL	4651-1397	5/8	1.09	6000	24000	4.0	200	.80

HOSE

HOSE/CPLG. SELECTION

G8K COUPLINGS

GLOBALSPIRAL COUPLINGS

PCM / PCS FERRULES

MEGACRIMP COUPLINGS

STAINLESS STEEL

POWER CRIMP COUPLINGS

LOC. GL AND GLP COUPLINGS

POLARSEAL COUPLINGS

POLARSEAL II COUPLINGS

C14 COUPLINGS

PCTS THERMOPLASTIC COUPLINGS

FIELD ATTACHABLE G1 & G2 COUPLINGS

FIELD ATTACHABLE C5 & C5E COUPLINGS

SURELOK AIR BRAKE COUPLINGS

ADAPTERS

QUICK DISCONNECT COUPLERS

LIVE SWIVEL






BALL VALVES

ACCESSORIES

EQUIPMENT AND PARTS

EFG6K Spiral Wire Hose - SAE 100R15
Extremely High Pressure

Continued

HOSE	Description	Product No.						Standard Pack	Weight (Lbs.)
HOSE/CPLG. SELECTION	12EFG6K X25FT	4651-4035	3/4	1.24	6000	24000	4.7	1	25.00
	12EFG6KXCTN	4651-1288	3/4	1.24	6000	24000	4.7	100	.96
G8K COUPLINGS	12EFG6KXLL	4651-1398	3/4	1.24	6000	24000	4.7	200	1.00
	16EFG6K X25FT	4651-4036	1	1.53	6000	24000	6.0	1	36.25
GLOBALSPIRAL COUPLINGS	16EFG6KXCTN	4651-1289	1	1.53	6000	24000	6.0	100	1.49
	16EFG6KXLL	4651-1399	1	1.53	6000	24000	6.0	200	1.50
PCM / PCS FERRULES	20EFG6K X25FT	4651-4037	1 1/4	1.97	6000	24000	8.2	1	67.80
	20EFG6KXCTN	4651-1290	1 1/4	1.97	6000	24000	8.2	50	2.67
	20EFG6KXLL	4651-1400	1 1/4	1.97	6000	24000	8.2	200	2.67
MEGACRIMP COUPLINGS	24EFG6K X25FT	4651-1574	1 1/2	2.26	6000	24000	10.0	1	81.00
	24EFG6KXCTN	4651-1531	1 1/2	2.26	6000	24000	10.0	50	3.41
STAINLESS STEEL	24EFG6KXLL	4651-1572	1 1/2	2.26	6000	24000	10.0	200	3.39
	32EFG6KXCTN	4651-1759	2	2.80	6000	24000	25.0	50	4.93
POWER CRIMP COUPLINGS	32EFG6KXLL	4651-1758	2	2.80	6000	24000	25.0	200	4.93

EFG6K Spiral Wire Hose - SAE 100R15 - MegaTuff® Cover
Extremely High Pressure

For Biodegradable Hydraulic Fluids
Meets Flame Resistance Acceptance Designation "MSHA 2G"
MegaTuff® hose lasts up to 300 times longer than standard hose during hose-to-hose and hose-to-metal abrasion tests per ISO 6945.

Recommended For: Extremely high-pressure, high-impulse applications such as hydrostatic transmissions. EFG6K is designed to meet or exceed all requirements of SAE 100R15 specifications and performance requirements of EN 856 4SP (-6, -8, -10 and -12), EN 856 4SH (-12, -16, and -20), and ISO 3862 Type R15 (-6, -8, -10, -12, -16, -24). Compatible with biodegradable hydraulic fluids like polyolester, polyglycol and vegetable oil as well as standard petroleum-based fluids. Available in 121' through 200' continuous lengths.

Tube: Black, oil resistant, synthetic rubber (Nitrile - Type C). See Hose Stock Characteristics.






Reinforcement: Four (six for -20, -24 and -32) alternating layers of spiraled, high-tensile steel.

Cover: Black, oil, abrasion and weather resistant MegaTuff® cover with color coded layline. Also available in Standard cover. See Hose Stock Characteristics.

Temperature Range: -40°F to +250°F (-40°C to +121°C). For water emulsions see Temperature Limits Table.






Coupling Recommendation (See gates.com/ecrimp or Crimp Data Manual 35019)
GlobalSpiral™ Couplings (-6 through -20) (Section E)
GlobalSpiral™ MAX Pressure Couplings (-24 and -32) (Section E)
Stainless Steel "S" Couplings (Section H)



HOSE	Description	Product No.						Standard Pack	Weight (Lbs.)
QUICK DISCONNECT COUPLERS	6EFG6K-MTF X25FT	4651-4038	3/8	.80	6000	24000	2.5	1	13.40
	6EFG6K-MTFXCTN	4651-1435	3/8	.80	6000	24000	2.5	100	.50
LIVE SWIVEL	8EFG6K-MTF X25FT	4651-4039	1/2	.95	6000	24000	3.5	1	16.60
	8EFG6K-MTFXCTN	4651-1609	1/2	.95	6000	24000	3.5	100	.60
BALL VALVES	10EFG6K-MTF X25FT	4651-4040	5/8	1.09	6000	24000	4.0	1	20.60
	10EFG6K-MTFXCTN	4651-1416	5/8	1.09	6000	24000	4.0	100	.90
ACCESSORIES	12EFG6K-MTF X25FT	4651-4041	3/4	1.24	6000	24000	4.7	1	25.00
	12EFG6K-MTFXCTN	4651-1606	3/4	1.24	6000	24000	4.7	100	1.10
EQUIPMENT AND PARTS	16EFG6K-MTF X25FT	4651-4042	1	1.53	6000	24000	6.0	1	39.00
	16EFG6K-MTFXCTN	4651-1604	1	1.53	6000	24000	6.0	100	1.70
EQUIPMENT AND PARTS	20EFG6K-MTF X25FT	4651-4043	1 1/4	1.97	6000	24000	8.2	1	74.40
	20EFG6K-MTFXCTN	4651-1601	1 1/4	1.97	6000	24000	8.2	50	2.71
	20EFG6K-MTFXLL	4651-0013	1 1/4	1.97	6000	24000	8.2	121	2.69
	24EFG6K-MTFXCTN	4651-1754	1 1/2	2.26	6000	24000	10.0	50	3.40

EFG6K Spiral Wire Hose - SAE 100R15 - MegaTuff® Cover
Extremely High Pressure

Continued

Description	Product No.						Standard Pack	Weight (Lbs.)
24EFG6KMTFXLL	4651-1755	1 1/2	2.26	6000	24000	10.0	200	3.75
32EFG6K-MTFXCTN	4651-1757	2	2.80	6000	24000	25.0	50	4.93

EFG6KL Low Temp Spiral Wire Hose
Extremely High Pressure

Recommended For: Extremely high-pressure hydraulic applications in low temperature environments. Compatible with biodegradable hydraulic fluids like polyolester, polyglycol and vegetable oil as well as standard petroleum based fluid.

Tube: Black, oil resistant, synthetic rubber (Nitrile - Type C). See Hose Stock Characteristics.

Reinforcement: Four or Six alternating layers of spiraled, high tensile wire.

Cover: Black, oil resistant, synthetic rubber (Polychloroprene - Type A), with color coded layline.

Temperature Range: -70°F to +212°F (-57°C to +100°C).

Coupling Recommendation (See gates.com/ecrimp or Crimp Data Manual 35019)
GlobalSpiral™ Couplings (Section E)



Description	Product No.						Standard Pack	Weight (Lbs.)
12EFG6KL XCTN	4651-0038	3/4	1.24	6000	24000	4.8	100	.97
16EFG6KL XCTN	4651-0039	1	1.53	6000	24000	6.0	100	1.48

EFG5K Spiral Wire Hose - SAE 100R13
Extremely High Pressure

For Biodegradable Hydraulic Fluids
Meets Flame Resistance Acceptance Designation "MSHA 2G"

Recommended For: Extremely high-pressure high-impulse applications. Exceeds all requirements of ISO 18752 Grade D and SAE 100R13 and performance requirements of EN 856 4SH (-16 and -20), EN 856 4SP (-10, and -12), EN 856 R13, and ISO 3862 Type R13 (-12, -16, -20, -24, -32). Compatible with biodegradable hydraulic fluids like polyolester, polyglycol and vegetable oil as well as standard petroleum-based fluids. Available in 121' through 200' continuous lengths.

Tube: Black, oil resistant, synthetic rubber (Nitrile - Type C). See Hose Stock Characteristics.






Reinforcement: Four (six for -20, -24 and -32) alternating layers of spiraled, high-tensile steel.

Cover: Black, oil resistant, synthetic rubber (Polychloroprene - Type A), with color coded layline. Also available with unique abrasion resistant MegaTuff® cover. See Hose Stock Characteristics.

Temperature Range: -40°F to +250°F (-40°C to +121°C). For water emulsions see Temperature Limits Table.

Coupling Recommendation (See gates.com/ecrimp or Crimp Data Manual 35019)
GlobalSpiral™ Couplings (-6 through -20) (Section E)
GlobalSpiral™ MAX Pressure Couplings (-24 and -32) (Section E)
Stainless Steel "S" Couplings (Section H)



Description	Product No.						Standard Pack	Weight (Lbs.)
6EFG5K X25FT	4651-4020	3/8	.80	5000	20000	2.5	1	13.40
6EFG5KXCTN	4651-1424	3/8	.80	5000	20000	2.5	100	.47
8EFG5K X25FT	4651-4021	1/2	.95	5000	20000	3.5	1	16.20
8EFG5KXCTN	4651-1372	1/2	.95	5000	20000	3.5	100	.63
8EFG5KXLL	4651-1612	1/2	.95	5000	20000	3.5	200	.59
10EFG5K X25FT	4651-4022	5/8	1.09	5000	20000	4.0	1	22.60

HOSE

HOSE/CPLG. SELECTION

G8K COUPLINGS

GLOBALSPIRAL COUPLINGS

PCM / PCS FERRULES

MEGACRIMP COUPLINGS

STAINLESS STEEL

POWER CRIMP COUPLINGS

LOC. GL AND GLP COUPLINGS

POLARSEAL COUPLINGS

POLARSEAL II COUPLINGS

C14 COUPLINGS

PCTS THERMOPLASTIC COUPLINGS

FIELD ATTACHABLE G1 & G2 COUPLINGS

FIELD ATTACHABLE C5 & C5E COUPLINGS

SURELOK AIR BRAKE COUPLINGS

ADAPTERS

QUICK DISCONNECT COUPLERS

LIVE SWIVEL






BALL VALVES

ACCESSORIES

EQUIPMENT AND PARTS

EFG5K Spiral Wire Hose - SAE 100R13
Extremely High Pressure

Continued

HOSE	Description	Product No.						Standard Pack	Weight (Lbs.)
HOSE/CPLG. SELECTION	10EFG5KXCTN	4651-1340	5/8	1.09	5000	20000	4.0	100	.80
	10EFG5KXLL	4651-1390	5/8	1.09	5000	20000	4.0	200	.78
G8K COUPLINGS	12EFG5K X25FT	4651-4023	3/4	1.24	5000	20000	4.7	1	25.10
	12EFG5KXCTN	4651-1285	3/4	1.24	5000	20000	4.7	100	.97
GLOBALSPIRAL COUPLINGS	12EFG5KXLL	4651-1391	3/4	1.24	5000	20000	4.7	200	.95
	16EFG5K X25FT	4651-4024	1	1.53	5000	20000	6.0	1	37.00
PCM / PCS FERRULES	16EFG5KXCTN	4651-1286	1	1.53	5000	20000	6.0	100	1.49
	16EFG5KXLL	4651-1392	1	1.53	5000	20000	6.0	200	1.55
MEGACRIMP COUPLINGS	20EFG5K X25FT	4651-4025	1 1/4	1.97	5000	20000	8.2	1	69.00
	20EFG5KXCTN	4651-1287	1 1/4	1.97	5000	20000	8.2	50	2.30
	20EFG5KXLL	4651-1393	1 1/4	1.97	5000	20000	8.2	200	2.66
STAINLESS STEEL	24EFG5K X25FT	4651-1742	1 1/2	2.26	5000	20000	10.0	1	80.00
	24EFG5KXCTN	4651-1455	1 1/2	2.26	5000	20000	10.0	50	2.99
	24EFG5KXLL	4651-2208	1 1/2	2.26	5000	20000	10.0	200	2.97
POWER CRIMP COUPLINGS	32EFG5K X25FT	4651-1746	2	2.80	5000	20000	25.0	1	120.00
	32EFG5KXCTN	4651-1456	2	2.80	5000	20000	25.0	50	4.86
LOC, GL AND GLP COUPLINGS	32EFG5KXLL	4651-0059	2	2.80	5000	20000	25.0	200	4.86
	40EFG5K X CRATE*	4651-1817	2 1/2	3.35	5000	20000	30.0	200	6.30

*Crimped assemblies available from Gates.

EFG5K Spiral Wire Hose - SAE 100R13 - MegaTuff® Cover
Extremely High Pressure

POLARSEAL COUPLINGS
POLARSEAL II COUPLINGS
C14 COUPLINGS
PCTS THERMOPLASTIC COUPLINGS
FIELD ATTACHABLE G1 & G2 COUPLINGS
FIELD ATTACHABLE C5 & C5E COUPLINGS
SURELOK AIR BRAKE COUPLINGS
ADAPTERS
QUICK DISCONNECT COUPLERS
LIVE SWIVEL
BALL VALVES
ACCESSORIES
EQUIPMENT AND PARTS

For Biodegradable Hydraulic Fluids
Meets Flame Resistance Acceptance Designation "MSHA 2G"
MegaTuff® hose lasts up to 300 times longer than standard hose during hose-to-hose and hose-to-metal abrasion tests per ISO 6945.

Recommended For: Extremely high-pressure hydraulic applications. EFG5K is designed to meet or exceed all requirements of SAE 100R13 specifications and performance requirements of EN 856 4SH (-16 and -20), EN 856 4SP (-10, and -12), EN 856 R13, and ISO 3862 Type R13 (-12, -16, -20, -24, -32). Compatible with biodegradable hydraulic fluids like polyolester, polyglycol and vegetable oil as well as standard petroleum-based fluids. Available in 121' through 200' continuous lengths.

Tube: Black, oil resistant, synthetic rubber (Nitrile - Type C). See Hose Stock Characteristics.

Reinforcement: Four (six for -20, -24 and -32) alternating layers of spiraled, high-tensile steel.






Cover: Black, oil, abrasion and weather resistant MegaTuff® cover with color coded layline. Also available in Standard cover. See Hose Stock Characteristics.

Temperature Range: -40°F to +250°F (-40°C to +121°C). For water emulsions see Temperature Limits Table.

Coupling Recommendation (See gates.com/ecrimp or Crimp Data Manual 35019)






GlobalSpiral™ Couplings (-6 through -20) (Section E)
GlobalSpiral™ MAX Pressure Couplings (-24 and -32) (Section E)
Stainless Steel "S" Couplings (Section H)



HOSE	Description	Product No.						Standard Pack	Weight (Lbs.)
LIVE SWIVEL	6EFG5K-MTF X25FT	4651-4026	3/8	.80	5000	20000	2.5	1	13.00
	6EFG5K-MTFXCTN	4651-1436	3/8	.80	5000	20000	2.5	100	.51
BALL VALVES	8EFG5K-MTF X25FT	4651-4027	1/2	.94	5000	20000	3.5	1	16.00
	8EFG5K-MTFXCTN	4651-1608	1/2	.94	5000	20000	3.5	100	.66
ACCESSORIES	8EFG5K-MTFXLL	4651-1573	1/2	.94	5000	20000	3.5	1200	.56
	10EFG5K-MTF X25FT	4651-4028	5/8	1.09	5000	20000	4.0	1	22.40
EQUIPMENT AND PARTS	10EFG5K-MTFXCTN	4651-1410	5/8	1.09	5000	20000	4.0	100	.80
	12EFG5K-MTF X25FT	4651-4029	3/4	1.24	5000	20000	4.7	1	25.00
	12EFG5K-MTFXCTN	4651-1605	3/4	1.24	5000	20000	4.7	100	1.00

EFG5K Spiral Wire Hose - SAE 100R13 - MegaTuff® Cover
Extremely High Pressure

Continued

Description	Product No.						Standard Pack	Weight (Lbs.)
16EFG5K-MTF X25FT	4651-4030	1	1.53	5000	20000	6.0	1	40.10
16EFG5K-MTFXCTN	4651-1603	1	1.53	5000	20000	6.0	100	1.49
16EFG5K-MTFXLL	4651-4001	1	1.53	5000	20000	6.0	200	1.49
20EFG5K-MTF X25FT	4651-4031	1 1/4	1.97	5000	20000	8.2	1	68.70
20EFG5K-MTFXCTN	4651-1600	1 1/4	1.97	5000	20000	8.2	50	2.30
20EFG5K-MTFXLL	4651-4002	1 1/4	1.97	5000	20000	8.2	200	2.30
24EFG5K-MTF X25FT	4651-1743	1 1/2	2.26	5000	20000	10.0	1	81.50
24EFG5K-MTFXCTN	4651-2203	1 1/2	2.26	5000	20000	10.0	50	3.26
24EFG5K-MTFXLL	4651-2204	1 1/2	2.26	5000	20000	10.0	200	3.18
32EFG5K-MTF X25FT	4651-1747	2	2.80	5000	20000	25.0	1	122.00
32EFG5K-MTFXCTN	4651-1522	2	2.80	5000	20000	25.0	50	4.71
32EFG5K-MTFXLL	4651-2211	2	2.80	5000	20000	25.0	200	4.86

EFG5KL Low Temp Spiral Wire Hose
Extremely High Pressure

Recommended For: Extremely high-pressure hydraulic applications in low temperature environments. Compatible with biodegradable hydraulic fluids like polyolester, polyglycol and vegetable oil as well as standard petroleum based fluid.

Tube: Black, oil resistant, synthetic rubber (Nitrile - Type C). See Hose Stock Characteristics.

Reinforcement: Four or Six alternating layers of spiraled, high tensile wire.

Cover: Black, oil resistant, synthetic rubber (Polychloroprene - Type A), with color coded layline.





Temperature Range: -70°F to +212°F (-57°C to +100°C).

Coupling Recommendation (See gates.com/ecrimp or Crimp Data Manual 35019)

GlobalSpiral™ Couplings (-6 through -20) (Section E)

GlobalSpiral™ MAX Pressure Couplings (-24 and -32) (Section E)



Description	Product No.						Standard Pack	Weight (Lbs.)
6EFG5KL XCTN	4651-0074	3/8	.80	5000	20000	2.5	100	.48
12EFG5KL XCTN	4651-0020	3/4	1.24	5000	20000	4.8	100	.97
16EFG5KL XCTN	4651-0019	1	1.53	5000	20000	6.0	120	1.49
20EFG5KLXCTN	4651-0058	1 1/4	1.97	5000	20000	8.2	50	2.93
24EFG5KLXCTN	4651-0079	1 1/2	2.26	5000	20000	10.0	50	3.01

HOSE

HOSE/CPLG. SELECTION

G8K COUPLINGS

GLOBAL SPIRAL COUPLINGS

PCM / PCS FERRULES

MEGACRIMP COUPLINGS

STAINLESS STEEL

POWER CRIMP COUPLINGS

LOC. GL AND GLP COUPLINGS

POLARSEAL COUPLINGS

POLARSEAL II COUPLINGS

C14 COUPLINGS

PCTS THERMOPLASTIC COUPLINGS

FIELD ATTACHABLE G1 & G2 COUPLINGS

FIELD ATTACHABLE C5 & C5E COUPLINGS

SURELOK AIR BRAKE COUPLINGS

ADAPTERS

QUICK DISCONNECT COUPLERS

LIVE SWIVEL

BALL VALVES

ACCESSORIES

EQUIPMENT AND PARTS

EFG4K Spiral Wire Hose - SAE 100R12

Extremely High Pressure

HOSE

For Biodegradable Hydraulic Fluids
Meets Flame Resistance Acceptance Designation "MSHA 2G"

Recommended For: Extremely high-pressure, high-impulse applications. Exceeds all requirements of ISO 18752 Grade D, SAE 100R12, EN 856 R12 and ISO 3862 Type R12. Compatible with biodegradable hydraulic fluids like polyolester, polyglycol and vegetable oil as well as standard petroleum-based fluids. Available in 121' through 200' continuous lengths.

Tube: Black, oil resistant, synthetic rubber (Nitrile - Type C). See Hose Stock Characteristics.

Reinforcement: Four alternating layers of spiraled, high-tensile steel wire.






Cover: Black, oil resistant, synthetic rubber (Polychloroprene - Type A), with color coded layline. Also available with unique abrasion resistant MegaTuff® cover. See Hose Stock Characteristics.

Temperature Range: -40°F to +250°F (-40°C to +121°C). For water emulsions see Temperature Limits Table.

Coupling Recommendation (See gates.com/ecrimp or Crimp Data Manual 35019)

GlobalSpiral™ Couplings (Section E)
Stainless Steel "S" Couplings (Section H)



Description	Product No.						Standard Pack	Weight (Lbs.)
6EFG4K X25FT	4651-4005	3/8	.80	4000	16000	2.5	1	13.55
6EFG4K X50FT	4651-1430	3/8	.80	4000	16000	2.5	1	26.20
6EFG4KXCTN	4651-1338	3/8	.80	4000	16000	2.5	100	.51
8EFG4K X25FT	4651-4006	1/2	.94	4000	16000	3.5	1	16.00
8EFG4K X50FT	4651-1431	1/2	.94	4000	16000	3.5	1	31.40
8EFG4KXCTN	4651-1339	1/2	.94	4000	16000	3.5	100	.63
8EFG4KXLL	4651-1611	1/2	.94	4000	16000	3.5	200	.61
10EFG4K X25FT	4651-4007	5/8	1.09	4000	16000	4.0	1	20.20
10EFG4KXCTN	4651-1367	5/8	1.09	4000	16000	4.0	100	.70
10EFG4KXLL	4651-1614	5/8	1.09	4000	16000	4.0	200	.70
12EFG4K X25FT	4651-4011	3/4	1.21	4000	16000	4.7	1	21.80
12EFG4K X50FT	4651-1432	3/4	1.21	4000	16000	4.7	1	50.00
12EFG4KXCTN	4651-1282	3/4	1.21	4000	16000	4.7	100	.86
12EFG4KXLL	4651-1385	3/4	1.21	4000	16000	4.7	200	.86
16EFG4K X25FT	4651-4012	1	1.50	4000	16000	6.0	1	35.30
16EFG4K X50FT	4651-1433	1	1.50	4000	16000	6.0	1	69.00
16EFG4K X100FT	4651-1460	1	1.50	4000	16000	6.0	100	1.34
16EFG4KXCTN	4651-1283	1	1.50	4000	16000	6.0	100	1.26
16EFG4KXLL	4651-1386	1	1.50	4000	16000	6.0	200	1.26
20EFG4K X25FT	4651-4013	1 1/4	1.85	4000	16000	8.2	1	52.00
20EFG4K X50FT	4651-1520	1 1/4	1.85	4000	16000	8.2	1	98.00
20EFG4KXCTN	4651-1284	1 1/4	1.85	4000	16000	8.2	50	1.90
20EFG4KXLL	4651-1387	1 1/4	1.85	4000	16000	8.2	200	1.91
48EFG4K X CRATE*	4651-1818	3	3.86	4000	16000	35.0	200	10.00

*Crimped assemblies available from Gates.

- HOSE/CPG. SELECTION
- G8K COUPLINGS
- GLOBALSPIRAL COUPLINGS
- PCM / PCS FERRULES
- MEGACRIMP COUPLINGS
- STAINLESS STEEL
- POWER CRIMP COUPLINGS
- LOC, GL AND GLP COUPLINGS
- POLARSEAL COUPLINGS
- POLARSEAL II COUPLINGS
- C14 COUPLINGS
- PCTS THERMOPLASTIC COUPLINGS
- FIELD ATTACHABLE G1 & G2 COUPLINGS
- FIELD ATTACHABLE C5 & C5E COUPLINGS
- SURELOK AIR BRAKE COUPLINGS
- ADAPTERS
- QUICK DISCONNECT COUPLERS
- LIVE SWIVEL
- BALL VALVES
- ACCESSORIES
- EQUIPMENT AND PARTS

EFG4K Spiral Wire Hose - SAE 100R12 - MegaTuff® Cover Extremely High Pressure

For Biodegradable Hydraulic Fluids
Meets Flame Resistance Acceptance Designation "MSHA 2G"

MegaTuff® hose lasts up to 300 times longer than standard hose during hose-to-hose and hose-to-metal abrasion tests per ISO 6945.

Recommended For: Extremely high-pressure, high-impulse applications. Exceeds all performance requirements for SAE 100R12, EN 856 R12 and ISO 3862 Type R12. Compatible with biodegradable hydraulic fluids like polyolester, polyglycol and vegetable oil as well as standard petroleum-based fluids. Available in 121' through 200' continuous lengths.

Tube: Black, oil resistant, synthetic rubber (Nitrile - Type C). See Hose Stock Characteristics.

Reinforcement: Four alternating layers of spiraled, high-tensile steel wire.

Cover: Black, oil, abrasion and weather resistant MegaTuff® cover with color coded layline. Also available in Standard cover. See Hose Stock Characteristics.

Temperature Range: -40°F to +250°F (-40°C to +121°C). For water emulsions see Temperature Limits Table.

Coupling Recommendation (See gates.com/ecrimp or Crimp Data Manual 35019)

GlobalSpiral™ Couplings (Section E)
Stainless Steel "S" Couplings (Section H)



Description	Product No.						Standard Pack	Weight (Lbs.)
6EFG4K-MTF X25FT	4651-4014	3/8	.80	4000	16000	2.5	1	13.40
6EFG4K-MTFXCTN	4651-1610	3/8	.80	4000	16000	2.5	100	.49
8EFG4K-MTF X25FT	4651-4015	1/2	.94	4000	16000	3.5	1	16.00
8EFG4K-MTFXCTN	4651-1607	1/2	.94	4000	16000	3.5	100	.60
10EFG4K-MTF X25FT	4651-4016	5/8	1.09	4000	16000	4.0	1	20.00
10EFG4K-MTFXCTN	4651-1404	5/8	1.09	4000	16000	4.0	100	.70
12EFG4K-MTF X25FT	4651-4017	3/4	1.21	4000	16000	4.7	1	23.40
12EFG4K-MTFXCTN	4651-1405	3/4	1.21	4000	16000	4.7	100	.88
12EFG4K-MTFXLL	4651-1388	3/4	1.21	4000	16000	4.7	200	.88
16EFG4K-MTF X25FT	4651-4018	1	1.50	4000	16000	6.0	1	40.00
16EFG4K-MTFXCTN	4651-1406	1	1.50	4000	16000	6.0	100	1.30
16EFG4K-MTFXLL	4651-1389	1	1.50	4000	16000	6.0	200	1.30
20EFG4K-MTF X25FT	4651-4019	1 1/4	1.85	4000	16000	8.2	1	50.70
20EFG4K-MTFXCTN	4651-1602	1 1/4	1.85	4000	16000	8.2	50	2.15
20EFG4K-MTFXLL	4651-1638	1 1/4	1.85	4000	16000	8.2	200	2.00

EFG4KL Low Temp Spiral Wire Hose Extremely High Pressure

Recommended For: Extremely high-pressure hydraulic applications in low temperature environments. Compatible with biodegradable hydraulic fluids like polyolester, polyglycol and vegetable oil as well as standard petroleum based fluid.

Tube: Black, oil resistant, synthetic rubber (Nitrile - Type C). See Hose Stock Characteristics.

Reinforcement: Four alternating layers of spiraled, high tensile wire.

Cover: Black, oil resistant, synthetic rubber (Polychloroprene - Type A), with color coded layline.

Temperature Range: -70°F to +212°F (-57°C to +100°C).

Coupling Recommendation (See gates.com/ecrimp or Crimp Data Manual 35019)

GlobalSpiral™ Couplings (Section E)



Description	Product No.						Standard Pack	Weight (Lbs.)
12EFG4KLXCTN	4651-0023	3/4	1.24	4000	16000	4.8	100	.86
16EFG4KLXCTN	4651-0024	1	1.53	4000	16000	6.0	100	1.27
20 EFG4KL X CTN	4651-0075	1	1.85	4000	16000	8.3	50	1.91

HOSE

HOSE/CPLG. SELECTION

G8K COUPLINGS

GLOBALSPIRAL COUPLINGS

PCM / PCS FERRULES

MEGACRIMP COUPLINGS

STAINLESS STEEL

POWER CRIMP COUPLINGS

LOC. GL AND GLP COUPLINGS

POLARSEAL COUPLINGS

POLARSEAL II COUPLINGS

C14 COUPLINGS

PCTS THERMOPLASTIC COUPLINGS

FIELD ATTACHABLE G1 & G2 COUPLINGS

FIELD ATTACHABLE C5 & C5E COUPLINGS

SURELOK AIR BRAKE COUPLINGS

ADAPTERS

QUICK DISCONNECT COUPLERS

LIVE SWIVEL

BALL VALVES

ACCESSORIES

EQUIPMENT AND PARTS

EFG3K Spiral Wire Hose - SAE 100R12 Extremely High Pressure

HOSE

For Biodegradable Hydraulic Fluids
Meets Flame Resistance Acceptance Designation "MSHA 2G"

Recommended For: Extremely high-pressure, high-impulse applications. Exceeds all requirements for ISO 18752 Grade D, SAE 100R12, EN 856 R12, and performance requirements of EN 856 4SP, and ISO 3862 Type R12. Compatible with biodegradable hydraulic fluids like polyolester, polyglycol and vegetable oil as well as standard petroleum-based fluids. Available in 121' through 200' continuous lengths.

Tube: Black, oil resistant, synthetic rubber (Nitrile - Type C). See Hose Stock Characteristics.

Reinforcement: Four alternating layers of spiraled, high-tensile steel wire.

Cover: Black, oil resistant, synthetic rubber (Polychloroprene - Type A), with color coded layline. Also available with unique abrasion resistant MegaTuff® cover. See Hose Stock Characteristics.

Temperature Range: -40°F to +250°F (-40°C to +121°C). For water emulsions see Temperature Limits Table.

Coupling Recommendation (See gates.com/ecrimp or Crimp Data Manual 35019)

GlobalSpiral™ Couplings (-20) (Section E)

GlobalSpiral™ Couplings (-6 through -20) (Section E)

GlobalSpiral™ Plus Couplings (-24 and -32) (Section E)

Stainless Steel "S" Couplings (Section H)



Description	Product No.						Standard Pack	Weight (Lbs.)
20EFG3K X25FT	4651-4003	1 1/4	1.85	3000	12000	8.2	1	48.85
20EFG3K X50FT	4651-1434	1 1/4	1.85	3000	12000	8.2	1	106.00
20EFG3KXCTN	4651-1381	1 1/4	1.85	3000	12000	8.2	100	1.97
20EFG3KXLL	4651-1384	1 1/4	1.85	3000	12000	8.2	200	1.97
24EFG3K X25FT	4651-1740	1 1/2	2.11	3000	12000	10.0	1	56.25
24EFG3KXCTN	4651-1451	1 1/2	2.11	3000	12000	10.0	50	2.25
24EFG3KXLL	4651-2207	1 1/2	2.11	3000	12000	10.0	200	2.10
32EFG3K X 50INC	4651-2209	2	2.63	3000	12000	12.5	200	3.00
32EFG3K X25FT	4651-1744	2	2.63	3000	12000	12.5	1	77.25
32EFG3KXCTN	4651-1452	2	2.63	3000	12000	12.5	50	3.09
32EFG3KXLL	4651-2210	2	2.63	3000	12000	12.5	200	2.97

EFG3K Spiral Wire Hose - SAE 100R12 - MegaTuff® Cover Extremely High Pressure

For Biodegradable Hydraulic Fluids
Meets Flame Resistance Acceptance Designation "MSHA 2G"

MegaTuff® hose lasts up to 300 times longer than standard hose during hose-to-hose and hose-to-metal abrasion tests per ISO 6945.

Recommended For: Extremely high-pressure, high-impulse applications. Exceeds all performance requirements for SAE 100R12, EN 856 R12, performance requirements of EN 856 4SP, and ISO 3862 Type R12. Compatible with biodegradable hydraulic fluids like polyolester, polyglycol and vegetable oil as well as standard petroleum-based fluids. Available in 121' through 200' continuous lengths.

Tube: Black, oil resistant, synthetic rubber (Nitrile - Type C). See Hose Stock Characteristics.

Reinforcement: Four alternating layers of spiraled, high-tensile steel wire.

Cover: Black, oil, abrasion and weather resistant MegaTuff® cover with color coded layline. Also available in Standard cover. See Hose Stock Characteristics.

Temperature Range: -40°F to +250°F (-40°C to +121°C). For water emulsions see Temperature Limits Table.

Coupling Recommendation (See gates.com/ecrimp or Crimp Data Manual 35019)

GlobalSpiral™ Couplings (-20) (Section E)

GlobalSpiral™ Plus Couplings (-24 and -32) (Section E)






Stainless Steel "S" and "B" Couplings (Section H)



Description	Product No.						Standard Pack	Weight (Lbs.)
20EFG3K-MTF X25FT	4651-4004	1 1/4	2.11	3000	12000	8.2	1	48.28
20EFG3K-MTFXCTN	4651-1425	1 1/4	2.11	3000	12000	8.2	100	2.00
20EFG3K-MTFXLL	4651-1427	1 1/4	2.11	3000	12000	8.2	200	1.90

EFG3K Spiral Wire Hose - SAE 100R12 - MegaTuff® Cover Extremely High Pressure

Continued

Description	Product No.						Standard Pack	Weight (Lbs.)
24EFG3K-MTF X25FT	4651-1741	1 1/2	2.11	3000	12000	10.0	1	56.00
24EFG3K-MTFXCTN	4651-2201	1 1/2	2.11	3000	12000	10.0	50	2.27
24EFG3K-MTFXLL	4651-2202	1 1/2	2.11	3000	12000	10.0	200	2.24
32EFG3K-MTF X25FT	4651-1745	2	2.63	3000	12000	25.0	1	74.00
32EFG3K-MTFXCTN	4651-2205	2	2.63	3000	12000	25.0	50	2.99
32EFG3K-MTFXLL	4651-2206	2	2.63	3000	12000	25.0	200	2.96

Hot Oiler 2-Wire Braid Hose High Pressure

Meets Flame Resistance Acceptance Designation "MSHA 2G"

Recommended For: Static pressure, hot oiler applications. Designed specifically to handle the transfer of hot oil at 275°F continuous, 300°F intermittent to clear the paraffin around the casing to help start the flow of oil to the surface.

Tube: Black, oil resistant, synthetic rubber (Nitrile - Type C). See Hose Stock Characteristics.

Reinforcement: Two braids of high-tensile steel wire.

Cover: Black, oil and abrasion resistant, synthetic rubber (CSM - Type M).

Temperature Range: -40°F to +300°F (-40°C to +149°C).

Coupling Recommendation (See gates.com/ecrimp or Crimp Data Manual 35019)

Field Attachable Type T Couplings (Section O)

GlobalSpiral™ Plus Couplings (Section E)



Description	Product No.						Standard Pack	Weight (Lbs.)
24HOXCTN	4657-0063	1 1/2	2.15	2300	6900	20.0	120	1.60

Hot Oiler 2-Wire Braid Hose - MegaTuff® Cover High Pressure

Meets Flame Resistance Acceptance Designation "MSHA 2G"

Recommended For: Static pressure, hot oiler applications. Designed specifically to handle the transfer of hot oil at 275°F continuous, 300°F intermittent to clear the paraffin around the casing to help start the flow of oil to the surface.

Tube: Black, oil resistant, synthetic rubber (Nitrile - Type C). See Hose Stock Characteristics.

Reinforcement: Two braids of high-tensile steel wire.

Cover: Black, oil, abrasion and weather resistant MegaTuff® cover.




Temperature Range: -40°F to +300°F (-40°C to +149°C).

Coupling Recommendation (See gates.com/ecrimp or Crimp Data Manual 35019)

Field Attachable Type T Couplings (Section O)

GlobalSpiral™ Plus Couplings (Section E)



Description	Product No.						Standard Pack	Weight (Lbs.)
24HO-MTFXCTN	4657-4463	1 1/2	2.15	2300	6900	20.0	120	1.60

HOSE

HOSE/CPLG. SELECTION

G8K COUPLINGS

GLOBAL SPIRAL COUPLINGS

PCM / PCS FERRULES

MEGACRIMP COUPLINGS

STAINLESS STEEL

POWER CRIMP COUPLINGS

LOC. GL AND GLP COUPLINGS

POLARSEAL COUPLINGS

POLARSEAL II COUPLINGS

C14 COUPLINGS

PCTS THERMOPLASTIC COUPLINGS

FIELD ATTACHABLE G1 & G2 COUPLINGS

FIELD ATTACHABLE C5 & C5E COUPLINGS

SURELOK AIR BRAKE COUPLINGS

ADAPTERS

QUICK DISCONNECT COUPLERS

LIVE SWIVEL

BALL VALVES

ACCESSORIES

EQUIPMENT AND PARTS

M-XP™ Million Impulse Xtra Performance Wire Braid Hose High Pressure

HOSE

Meets Flame Resistance Acceptance Designation "MSHA 2G"


Recommended For: High-pressure, high impulse life hydraulic applications. Provides tighter than standard minimum bend radius and greater flexibility for easier plumbing.

HOSE/CPLG.
SELECTION

Tube: Black, oil resistant, synthetic rubber (Nitrile - Type C). See Hose Stock Characteristics.

Reinforcement: Two braids of high-tensile steel wire.

Cover: Black, oil, abrasion and weather resistant, synthetic rubber (Nitrile/PVC - Type C2 -4 and -6), (Polychloroprene Type A -8 through -12). See Hose Stock Characteristics.



Temperature Range: -40°F to +212°F (-40°C to +100°C). For water emulsions see Temperature Limits Table.

Coupling Recommendation (See gates.com/ecrimp or Crimp Data Manual 35019)






GlobalSpiral™ Couplings (-6 through -12) (Section E)

MegaCrimp® Couplings (Section G)

PCM / PCS
FERRULES

MEGACRIMP
COUPLINGS

STAINLESS
STEEL

Description	Product No.						Standard Pack	Weight (Lbs.)
4M-XPXREEL	4657-4216	1/4	.55	4000	16000	2.0	440	.20
6M-XPXREEL	4657-4217	3/8	.70	4000	16000	2.5	330	.30
8M-XPXREEL	4657-4218	1/2	.82	4000	16000	3.5	220	.36
10M-XPXREEL	4657-4219	5/8	.96	4000	16000	4.0	220	.51
12M-XPXREEL	4657-4220	3/4	1.17	4000	16000	4.7	220	.70

POWER CRIMP
COUPLINGS

LOC, GL AND GLP
COUPLINGS

Global M6K Mega6000™ Hose High Pressure

Meets Flame Resistance Acceptance Designation "MSHA 2G"

Recommended For: High-pressure hydraulic applications. Provides tighter than standard minimum bend radius and greater flexibility for easier plumbing.

POLARSEAL
COUPLINGS

Tube: Black, oil resistant, synthetic rubber (Nitrile - Type C). See Hose Stock Characteristics.

Reinforcement: Two braids of high-tensile steel wire.

Cover: Black, oil, abrasion and weather resistant, synthetic rubber (Nitrile/PVC - Type C2), with color coded layline. See Hose Stock Characteristics.



Temperature Range: -40°F to +212°F (-40°C to +100°C). For water emulsions see Temperature Limits Table.

Coupling Recommendation (See gates.com/ecrimp or Crimp Data Manual 35019)

MegaCrimp® Couplings (Section G)

Stainless Steel "B" Couplings (Section H)

POLARSEAL II
COUPLINGS




C14 COUPLINGS

PCTS
THERMOPLASTIC
COUPLINGS

FIELD
ATTACHABLE G1
& G2 COUPLINGS

FIELD
ATTACHABLE C5
& C5E
COUPLINGS

SURELOK AIR
BRAKE
COUPLINGS

Description	Product No.						Standard Pack	Weight (Lbs.)
4M6KXREEL	4657-2697	1/4	.58	6000	24000	2.0	440	.26

ADAPTERS

QUICK
DISCONNECT
COUPLERS

LIVE SWIVEL

BALL VALVES

ACCESSORIES

EQUIPMENT AND
PARTS

Global M5K Mega5000™ Hose High Pressure

Meets Flame Resistance Acceptance Designation "MSHA 2G"

Recommended For: High-pressure hydraulic applications exceeds ISO 18752 Grade B. Provides tighter than standard minimum bend radius and greater flexibility for easier plumbing.

Tube: Black, oil resistant, synthetic rubber (Nitrile - Type C). See Hose Stock Characteristics.

Reinforcement: Two braids of high-tensile steel wire.

Cover: Black, oil, abrasion and weather resistant, synthetic rubber (Nitrile/PVC - Type C2) (4, 5, 6), Polychloroprene - Type A (8) with color coded layline. Also available with unique abrasion resistant MegaTuff® or XtraTuff™ cover. See Hose Stock Characteristics.

Temperature Range: -40°F to +212°F (-40°C to +100°C). For water emulsions see Temperature Limits Table.

Coupling Recommendation (See gates.com/ecrimp or Crimp Data Manual 35019)

GlobalSpiral™ Couplings (-6 through -8) (Section E)

MegaCrimp® Couplings (Section G)

Stainless Steel "B" Couplings (Section H)



Description	Product No.						Standard Pack	Weight (Lbs.)
4M5K X50FT	4657-4122	1/4	.55	5000	20000	2.0	1	10.40
4M5KXREEL	4657-1100	1/4	.55	5000	20000	2.0	440	.21
5M5KXREEL	4657-8006	5/16	.61	5000	20000	2.2	350	.25
6M5K X50FT	4657-4121	3/8	.70	5000	20000	2.5	1	14.00
6M5KXREEL	4657-2695	3/8	.70	5000	20000	2.5	330	.30
8M5K X50FT	4657-4123	1/2	.86	5000	20000	3.5	1	21.00
8M5KXREEL	4657-2650	1/2	.86	5000	20000	3.5	220	.47

Global M5K Mega5000™ Hose - MegaTuff® Cover High Pressure

Meets Flame Resistance Acceptance Designation "MSHA 2G"

Recommended For: High-pressure hydraulic applications exceeds ISO 18752 Grade B. Provides tighter than standard minimum bend radius and greater flexibility for easier plumbing.

Tube: Black, oil resistant, synthetic rubber (Nitrile - Type C). See Hose Stock Characteristics.

Reinforcement: Two braids of high-tensile steel wire.

Cover: Black, oil, abrasion and weather resistant MegaTuff® cover with color coded layline. Also available in Standard or XtraTuff™ cover. See Hose Stock Characteristics.

Temperature Range: -40°F to +212°F (-40°C to +100°C). For water emulsions see Temperature Limits Table.

Coupling Recommendation (See gates.com/ecrimp or Crimp Data Manual 35019)

GlobalSpiral™ Couplings (-6 through -8) (Section E)

MegaCrimp® Couplings (Section G)

Stainless Steel "B" Couplings (Section H)



Description	Product No.						Standard Pack	Weight (Lbs.)
4M5K-MTFXREEL	4657-8011	1/4	.55	5000	20000	2.0	440	.20
5M5K-MTFXREEL	4657-8012	5/16	.61	5000	20000	2.2	350	.24
6M5K-MTFXREEL	4657-8013	3/8	.70	5000	20000	2.5	330	.30
8M5K-MTFXREEL	4657-8014	1/2	.86	5000	20000	3.5	220	.54

HOSE

HOSE/CPLG.
SELECTION

G8K COUPLINGS

GLOBALSPIRAL
COUPLINGS

PCM / PCS
FERRULES

MEGACRIMP
COUPLINGS

STAINLESS
STEEL

POWER CRIMP
COUPLINGS

LOC. GL AND GLP
COUPLINGS

POLARSEAL
COUPLINGS

POLARSEAL II
COUPLINGS

C14 COUPLINGS

PCTS
THERMOPLASTIC
COUPLINGS

FIELD
ATTACHABLE G1
& G2 COUPLINGS

FIELD
ATTACHABLE C5
& C5E
COUPLINGS

SURELOK AIR
BRAKE
COUPLINGS

ADAPTERS

QUICK
DISCONNECT
COUPLERS

LIVE SWIVEL

BALL VALVES

ACCESSORIES

EQUIPMENT AND
PARTS

Global M5K Mega5000™ Hose - XtraTuff™ Cover High Pressure

HOSE

Meets Flame Resistance Acceptance Designation "MSHA 2G"

HOSE/CPLG. SELECTION

Recommended For: High-pressure hydraulic applications exceeds ISO 18752 Grade B. Provides tighter than standard minimum bend radius and greater flexibility for easier plumbing.

G8K COUPLINGS

Tube: Black, oil resistant, synthetic rubber (Nitrile - Type C). See Hose Stock Characteristics.

GLOBALSPIRAL COUPLINGS

Reinforcement: Two braids of high-tensile steel wire.
Cover: Black, oil, abrasion and weather resistant, synthetic rubber (Modified Nitrile - Type C2), with color coded layline. Also available in Standard or MegaTuff® cover. See Hose Stock Characteristics.

PCM / PCS FERRULES

Temperature Range: -40°F to +212°F (-40°C to +100°C). For water emulsions see Temperature Limits Table.

MEGACRIMP COUPLINGS






Coupling Recommendation (See gates.com/ecrimp or Crimp Data Manual 35019)

GlobalSpiral™ Couplings (-6 through -8) (Section E)

MegaCrimp® Couplings (Section G)

Stainless Steel "B" Couplings (Section H)

STAINLESS STEEL

Description	Product No.						Standard Pack	Weight (Lbs.)
4M5K-XTFXREEL	4657-8007	1/4	.55	5000	20000	2.0	440	.21
5M5K-XTFXREEL	4657-8008	5/16	.61	5000	20000	2.2	375	.24
6M5K-XTFXREEL	4657-8009	3/8	.70	5000	20000	2.5	330	.29
8M5K-XTFXREEL	4657-8010	1/2	.86	5000	20000	3.5	220	.46



LOC, GL AND GLP COUPLINGS

POLARSEAL COUPLINGS

Global M4K Mega4000™ Hose - SAE 100R19 High Pressure

Meets Flame Resistance Acceptance Designation "MSHA 2G", and ISO11237 R19

POLARSEAL II COUPLINGS

Recommended For: High-pressure hydraulic applications. Exceeds ISO 18752 Grade B, SAE 100R19 and ISO11237 R19. Allows for tighter minimum bend radius, increased working pressure and improved impulse cycles than industry standards. Provides greater performance, flexibility, easier routing and plumbing of mobile and stationary hydraulic platforms.

C14 COUPLINGS

Tube: Black, oil resistant, synthetic rubber (Nitrile - Type C). See Hose Stock Characteristics.

PCTS THERMOPLASTIC COUPLINGS

Reinforcement: Two braids of high-tensile steel wire.

FIELD ATTACHABLE G1 & G2 COUPLINGS

Cover: Black, oil, abrasion and weather resistant, synthetic rubber (Modified Nitrile - Type C2), with color coded layline. Also available with unique abrasion resistant MegaTuff® or XtraTuff™ cover. See Hose Stock Characteristics.

FIELD ATTACHABLE C5 & C5E COUPLINGS

Temperature Range: -40°F to +212°F (-40°C to +100°C). For water emulsions see Temperature Limits Table.



SURELOK AIR BRAKE COUPLINGS

Coupling Recommendation (See gates.com/ecrimp or Crimp Data Manual 35019)






GlobalSpiral™ Couplings (-6 through -16) (Section E)

MegaCrimp® Couplings (-4 through -12) (Section G)

Stainless Steel "B" Couplings (-4 through -8) (Section H)

Stainless Steel "S" Couplings (-10 and -16) (Section H)

ADAPTERS

Description	Product No.						Standard Pack	Weight (Lbs.)
4M4K X50FT	4657-1238	1/4	.55	4000	16000	1.5	1	10.73
4M4KXBALE	4657-5779	1/4	.55	4000	16000	1.5	5600	.22
4M4KXREEL	4657-1467	1/4	.55	4000	16000	1.5	440	.22
5M4KXREEL	4657-8015	5/16	.61	4000	16000	1.8	350	.25
6M4K X50FT	4657-4867	3/8	.70	4000	16000	2.0	1	15.59
6M4KXBALE	4657-5775	3/8	.70	4000	16000	2.0	3800	.31
6M4KXREEL	4657-1458	3/8	.70	4000	16000	2.0	330	.31
8M4K X50FT	4657-4868	1/2	.82	4000	16000	2.8	1	23.63
8M4KXBALE	4657-5776	1/2	.82	4000	16000	2.8	2200	.42
8M4KXREEL	4657-1459	1/2	.82	4000	16000	2.8	220	.42
10M4K X50FT	4657-4869	5/8	.99	4000	16000	3.0	1	26.70
10M4KXBALE	4657-5777	5/8	.99	4000	16000	3.0	1750	.53
10M4KXREEL	4657-1460	5/8	.99	4000	16000	3.0	220	.53
12M4K X50FT	4657-4870	3/4	1.17	4000	16000	3.8	1	33.80

EQUIPMENT AND PARTS

QUICK DISCONNECT COUPLERS






LIVE SWIVEL

BALL VALVES

ACCESSORIES

Global M4K Mega4000™ Hose - SAE 100R19
High Pressure

Continued

Description	Product No.						Standard Pack	Weight (Lbs.)
12M4KXBALE	4657-5778	3/4	1.17	4000	16000	3.8	1250	.68
12M4KXREEL	4657-1461	3/4	1.17	4000	16000	3.8	220	.67
16M4KXREEL	4657-4051	1	1.52	4000	16000	4.5	165	1.21

Global M4K Mega4000™ Hose - SAE 100R19 - MegaTuff® Cover
High Pressure

Meets Flame Resistance Acceptance Designation "MSHA 2G", and ISO11237 R19
MegaTuff® hose lasts up to 300 times longer than standard hose during hose-to-hose and hose-to-metal abrasion tests per ISO 6945.

Recommended For: High-pressure hydraulic applications. Exceeds ISO 18752 Grade B, SAE 100R19 and ISO11237 R19. Allows for tighter minimum bend radius, increased working pressure and improved impulse cycles than industry standards. Provides greater performance, flexibility, easier routing and plumbing of mobile and stationary hydraulic platforms.

Tube: Black, oil resistant, synthetic rubber (Nitrile - Type C). See Hose Stock Characteristics.

Reinforcement: Two braids of high-tensile steel wire.

Cover: Black, oil, abrasion and weather resistant MegaTuff® cover with color coded layline. Also available in Standard or XtraTuff™ cover. See Hose Stock Characteristics.

Temperature Range: -40°F to +212°F (-40°C to +100°C). For water emulsions see Temperature Limits Table.

Coupling Recommendation (See gates.com/ecrimp or Crimp Data Manual 35019)






GlobalSpiral™ Couplings (-6 through -16) (Section E)

MegaCrimp® Couplings (-4 through -12) (Section G)

Stainless Steel "B" Couplings (-4 through -8) (Section H)

Stainless Steel "S" Couplings (-10 and -16) (Section H)



Description	Product No.						Standard Pack	Weight (Lbs.)
4M4K-MTF X50FT	4657-1239	1/4	.55	4000	16000	1.5	1	10.74
4M4K-MTFXREEL	4657-1477	1/4	.55	4000	16000	1.5	350	.22
5M4K-MTFXREEL	4657-8017	5/16	.61	4000	16000	1.8	350	.23
6M4K-MTF X50FT	4657-4020	3/8	.70	4000	16000	2.0	1	15.40
6M4K-MTFXREEL	4657-1479	3/8	.70	4000	16000	2.0	330	.31
8M4K-MTF X50FT	4657-4021	1/2	.82	4000	16000	2.8	1	23.67
8M4K-MTFXBALE	4657-5016	1/2	.82	4000	16000	2.8	3200	.44
8M4K-MTFXREEL	4657-1480	1/2	.82	4000	16000	2.8	220	.44
10M4K-MTF X50FT	4657-4022	5/8	.99	4000	16000	3.0	1	26.83
10M4K-MTFXREEL	4657-1481	5/8	.99	4000	16000	3.0	220	.54
12M4K-MTF X50FT	4657-4024	3/4	1.17	4000	16000	3.8	1	33.90
12M4K-MTFXREEL	4657-1482	3/4	1.17	4000	16000	3.8	190	.68
16M4K-MTFXREEL	4657-4053	1	1.52	4000	16000	4.5	165	1.21

HOSE

HOSE/CPLG. SELECTION

G8K COUPLINGS

GLOBAL SPIRAL COUPLINGS

PCM / PCS FERRULES

MEGACRIMP COUPLINGS

STAINLESS STEEL

POWER CRIMP COUPLINGS

LOC. GL AND GLP COUPLINGS

POLARSEAL COUPLINGS

POLARSEAL II COUPLINGS

C14 COUPLINGS

PCTS THERMOPLASTIC COUPLINGS

FIELD ATTACHABLE G1 & G2 COUPLINGS

FIELD ATTACHABLE C5 & C5E COUPLINGS

SURELOK AIR BRAKE COUPLINGS

ADAPTERS

QUICK DISCONNECT COUPLERS

LIVE SWIVEL

BALL VALVES

ACCESSORIES

EQUIPMENT AND PARTS

Global M4K Mega4000™ Hose - SAE 100R19 - XtraTuff™ Cover High Pressure

HOSE

Meets Flame Resistance Acceptance Designation "MSHA 2G", and ISO11237 R19
 XtraTuff™ hose lasts up to 25 times longer than standard hose during hose-to-hose and hose-to-metal abrasion tests per ISO 6945.

Recommended For: High-pressure hydraulic applications. Exceeds ISO 18752 Grade B, SAE 100R19 and ISO11237 R19. Allows for tighter minimum bend radius, increased working pressure and improved impulse cycles than industry standards. Provides greater performance, flexibility, easier routing and plumbing of mobile and stationary hydraulic platforms.

Tube: Black, oil resistant, synthetic rubber (Nitrile - Type C). See Hose Stock Characteristics.

Reinforcement: Two braids of high-tensile steel wire.

Cover: Black, oil, abrasion and weather resistant, synthetic rubber (Modified Nitrile - Type C2), with color coded layline. Also available in Standard or MegaTuff® cover. See Hose Stock Characteristics.

Temperature Range: -40°F to +212°F (-40°C to +100°C). For water emulsions see Temperature Limits Table.

Coupling Recommendation (See gates.com/ecrimp or Crimp Data Manual 35019)

GlobalSpiral™ Couplings (-6 through -16) (Section E)
 MegaCrimp® Couplings (-4 through -12) (Section G)
 Stainless Steel "B" Couplings (-4 through -8) (Section H)
 Stainless Steel "S" Couplings (-10 and -16) (Section H)



Description	Product No.						Standard Pack	Weight (Lbs.)
4M4K-XTF X50FT	4657-2616	1/4	.55	4000	16000	1.5	1	10.75
4M4K-XTFXREEL	4657-2281	1/4	.55	4000	16000	1.5	440	.22
5M4K-XTFXREEL	4657-8016	5/16	.61	4000	16000	1.8	350	.25
6M4K-XTF X50FT	4657-2615	3/8	.70	4000	16000	2.0	1	15.39
6M4K-XTFXREEL	4657-2283	3/8	.70	4000	16000	2.0	330	.31
8M4K-XTF X50FT	4657-2614	1/2	.82	4000	16000	2.8	1	18.38
8M4K-XTFXREEL	4657-2284	1/2	.82	4000	16000	2.8	220	.37
10M4K-XTFXREEL	4657-2285	5/8	.99	4000	16000	3.0	220	.54
12M4K-XTFXREEL	4657-2286	3/4	1.17	4000	16000	3.8	220	.68
16M4K-XTFXREEL	4657-4052	1	1.52	4000	16000	4.5	165	1.18

M4KH Wire Braid Hose - High-Temp - SAE 100R19 High Pressure

Meets Flame Resistance Acceptance Designation "MSHA 2G", and ISO11237 R19

Recommended For: High-pressure hydraulic applications at elevated temperatures. Exceeds ISO 18752 Grade C, SAE 100R19 and ISO11237 R19. Allows for tighter minimum bend radius, increased working pressure and improved impulse cycles than industry standards. Provides greater performance, flexibility, easier routing and plumbing of mobile and stationary hydraulic platforms.

Tube: Black, oil resistant, synthetic rubber (Nitrile - Type C). See Hose Stock Characteristics.

Reinforcement: Two braids of high-tensile steel wire.

Cover: Black, oil, abrasion and weather resistant, synthetic rubber (Polychloroprene - Type A), with color coded layline. Also available in MegaTuff® cover.

Temperature Range: -40°F to +250°F (-40°C to +121°C). For water emulsions see Temperature Limits Table.

Coupling Recommendation (See gates.com/ecrimp or Crimp Data Manual 35019)






GlobalSpiral™ Couplings (-6 through -12) (Section E)
 MegaCrimp® Couplings (Section G)



Description	Product No.						Standard Pack	Weight (Lbs.)
4M4KH X50FT	4657-4098	1/4	.55	4000	16000	2.0	1	10.80
4M4KH XREEL	4657-2381	1/4	.55	4000	16000	2.0	440	.22
6M4KH X50FT	4657-4099	3/8	.70	4000	16000	2.5	1	15.40
6M4KH XREEL	4657-2383	3/8	.70	4000	16000	2.5	330	.31
8M4KH X50FT	4657-4100	1/2	.82	4000	16000	3.5	1	18.40
8M4KH XREEL	4657-2384	1/2	.82	4000	16000	3.5	220	.38
10M4KH X50FT	4657-4101	5/8	.99	4000	16000	4.0	1	27.00

M4KH Wire Braid Hose - High-Temp - SAE 100R19 High Pressure

Continued

Description	Product No.						Standard Pack	Weight (Lbs.)
10M4KHREEL	4657-2385	5/8	.99	4000	16000	4.0	220	.55
12M4KH X50FT	4657-2619	3/4	1.17	4000	16000	4.7	1	36.16
12M4KHREEL	4657-2386	3/4	1.17	4000	16000	4.7	220	.73

M4KH Wire Braid Hose - High-Temp - SAE 100R19 - MegaTuff® Cover High Pressure

Meets Flame Resistance Acceptance Designation "MSHA 2G", and ISO11237 R19
MegaTuff® hose lasts up to 300 times longer than standard hose during hose-to-hose and hose-to-metal abrasion tests per ISO 6945.

Recommended For: High-pressure hydraulic applications at elevated temperatures. Exceeds ISO 18752 Grade C, SAE 100R19 and ISO11237 R19. Allows for tighter minimum bend radius, increased working pressure and improved impulse cycles than industry standards. Provides greater performance, flexibility, easier routing and plumbing of mobile and stationary hydraulic platforms.

Tube: Black, oil resistant, synthetic rubber (Nitrile - Type C). See Hose Stock Characteristics.

Reinforcement: Two braids of high-tensile steel wire.

Cover: Black, oil, abrasion and weather resistant MegaTuff® cover with color coded layline. Also available in Standard cover.






Temperature Range: -40°F to +250°F (-40°C to +121°C). For water emulsions see Temperature Limits Table.

Coupling Recommendation (See gates.com/ecrimp or Crimp Data Manual 35019)

GlobalSpiral™ Couplings (-6 through -12) (Section E)

MegaCrimp® Couplings (Section G)



Description	Product No.						Standard Pack	Weight (Lbs.)
4M4KH-MTF X50FT	4657-4093	1/4	.55	4000	16000	2.0	1	11.00
4M4KH-MTFXREEL	4657-2157	1/4	.55	4000	16000	2.0	440	.22
6M4KH-MTF X50FT	4657-4094	3/8	.70	4000	16000	2.5	1	14.60
6M4KH-MTFXREEL	4657-2159	3/8	.70	4000	16000	2.5	330	.31
8M4KH-MTF X50FT	4657-4095	1/2	.82	4000	16000	3.5	1	18.00
8M4KH-MTFXREEL	4657-2160	1/2	.82	4000	16000	3.5	220	.37
10M4KH-MTF X50FT	4657-4096	5/8	.99	4000	16000	4.0	1	30.40
10M4KH-MTFXREEL	4657-2161	5/8	.99	4000	16000	4.0	220	.54
12M4KH-MTF X50FT	4657-4097	3/4	1.17	4000	16000	4.7	1	35.00
12M4KH-MTFXREEL	4657-2396	3/4	1.17	4000	16000	4.7	190	.75

HOSE

HOSE/CPLG. SELECTION

G8K COUPLINGS

GLOBALSPIRAL COUPLINGS

PCM / PCS FERRULES

MEGACRIMP COUPLINGS

STAINLESS STEEL

POWER CRIMP COUPLINGS

LOC. GL AND GLP COUPLINGS

POLARSEAL COUPLINGS

POLARSEAL II COUPLINGS

C14 COUPLINGS

PCTS THERMOPLASTIC COUPLINGS

FIELD ATTACHABLE G1 & G2 COUPLINGS

FIELD ATTACHABLE C5 & C5E COUPLINGS

SURELOK AIR BRAKE COUPLINGS

ADAPTERS

QUICK DISCONNECT COUPLERS

LIVE SWIVEL

BALL VALVES

ACCESSORIES

EQUIPMENT AND PARTS

Global M4KL Mega4000™ PolarFlex® Hose - SAE 100R19 High Pressure

HOSE

Meets Flame Resistance Acceptance Designation "MSHA 2G"

Recommended For: High-pressure hydraulic applications in low temperature environments. Exceeds SAE 100R19 and ISO11237 R19. Allows for tighter minimum bend radius, increased working pressure and improved impulse cycles than industry standards. Provides greater performance, flexibility, easier routing and plumbing of mobile and stationary hydraulic platforms.

Tube: Black, oil resistant, Nitrile (Type C). See Hose Stock Characteristics.

Reinforcement: Two braids of high-tensile steel wire.

Cover: Black, oil, abrasion and weather resistant synthetic rubber (Polychloroprene - Type A) with color coded layline.

Temperature Range: -70°F to +212°F (-57°C to +100°C).

Coupling Recommendation (See gates.com/ecrimp or Crimp Data Manual 35019)

GlobalSpiral™ Couplings (-16) (Section E)

MegaCrimp® Couplings (Section G)

Stainless Steel "S" and "B" Couplings (Section H)



Description	Product No.	⊖	⊕	⊙	⊙	R ²	Standard Pack	Weight (Lbs.)
4M4KLXREEL	4657-4470	1/4	.54	4000	16000	2.0	440	.22
5M4KLXREEL	4657-4471	5/16	.60	4000	16000	2.3	350	.23
6M4KLXREEL	4657-4472	3/8	.69	4000	16000	2.5	330	.29
8M4KLXREEL	4657-4473	1/2	.82	4000	16000	3.5	220	.36
10M4KLXREEL	4657-4474	5/8	.98	4000	16000	4.0	220	.49
12M4KLXREEL	4657-4475	3/4	1.16	4000	16000	6.0	220	.70
16M4KLXREEL	4657-4476	1	1.52	4000	16000	6.0	165	1.20

POLARSEAL II COUPLINGS

Global M3K Mega3000® Hose - SAE 100R17 High Pressure

C14 COUPLINGS

Meets Flame Resistance Acceptance Designation "MSHA 2G", and ISO11237 R17

Recommended For: High-pressure hydraulic oil lines. Exceeds ISO 18752 Grade B, SAE 100R17 and ISO11237 R17 working pressure, minimum bend radius requirements and performance requirements of EN 857 1SC. M3K hose has smaller exterior dimensions and significantly tighter bend radius than other SAE 100R1 and 100R2 hose.

Tube: Black, oil resistant, synthetic rubber (Nitrile - Type C). See Hose Stock Characteristics.

Reinforcement: Braided, high-tensile steel wire. -4, -5, -6 and -8 sizes are one braid; -10, -12 and -16 sizes are two braid.

Cover: Black, oil, abrasion and weather resistant, synthetic rubber (Nitrile/PVC - Type C2), with color coded layline. Also available with unique abrasion resistant MegaTuff® or XtraTuff™ cover. See Hose Stock Characteristics.

Temperature Range: -40°F to +212°F (-40°C to +100°C). For water emulsions see Temperature Limits Table.

Coupling Recommendation (See gates.com/ecrimp or Crimp Data Manual 35019)

GlobalSpiral™ Couplings (-6 through -16) (Section E)

MegaCrimp® Couplings (Section G)

Power Crimp® Couplings (-3 only) (Section I)






Stainless Steel "B" Couplings (Section H)



Description	Product No.	⊖	⊕	⊙	⊙	R ²	Standard Pack	Weight (Lbs.)
3M3KXREEL	4657-8068	3/16	.43	3250	13000	1.3	440	.10
4M3K X50FT	4657-4874	1/4	.48	3250	13000	1.5	1	5.66
4M3KXBALE	4657-5743	1/4	.48	3250	13000	1.5	6000	.12
4M3KXLG REEL	4657-1176	1/4	.48	3250	13000	1.5	1400	.12
4M3KXREEL	4657-1157	1/4	.48	3250	13000	1.5	440	.12
5M3K X50FT	4657-2502	5/16	.60	3250	13000	1.8	1	9.49
5M3KXREEL	4657-2216	5/16	.60	3250	13000	1.8	385	.19
6M3K X50FT	4657-4875	3/8	.63	3250	13000	2.0	1	10.09
6M3KXBALE	4657-5744	3/8	.63	3250	13000	2.0	4500	.20
6M3KXLG REEL	4657-1177	3/8	.63	3250	13000	2.0	1000	.20

Global M3K Mega3000® Hose - SAE 100R17 High Pressure

Continued

Description	Product No.						Standard Pack	Weight (Lbs.)
6M3KXREEL	4657-1158	3/8	.63	3250	13000	2.0	330	.20
8M3K X50FT	4657-4876	1/2	.80	3250	13000	2.8	1	14.32
8M3KXBALE	4657-5745	1/2	.80	3250	13000	2.8	2800	.30
8M3KXLG REEL	4657-1178	1/2	.80	3250	13000	2.8	1000	.28
8M3KXREEL	4657-1159	1/2	.80	3250	13000	2.8	220	.28
10M3K X50FT	4657-4877	5/8	.99	3250	13000	3.0	1	26.96
10M3KXBALE	4657-5746	5/8	.99	3250	13000	3.0	1800	.54
10M3KXLG REEL	4657-0233	5/8	.99	3250	13000	3.0	800	.54
10M3KXREEL	4657-1173	5/8	.99	3250	13000	3.0	220	.45
12M3K X50FT	4657-4878	3/4	1.15	3250	13000	3.8	1	33.16
12M3KXBALE	4657-5747	3/4	1.15	3250	13000	3.8	1250	.66
12M3KXREEL	4657-0679	3/4	1.15	3250	13000	3.8	220	.66
16M3K X50FT	4657-4879	1	1.48	3250	13000	4.5	1	51.78
16M3KXBALE	4657-5748	1	1.48	3250	13000	4.5	700	1.04
16M3KXREEL	4657-1163	1	1.48	3250	13000	4.5	165	1.04

Global M3K Mega3000® Hose - SAE 100R17 - MegaTuff® Cover High Pressure

Meets Flame Resistance Acceptance Designation "MSHA 2G", and ISO11237 R17
MegaTuff® hose lasts up to 300 times longer than standard hose during hose-to-hose and hose-to-metal abrasion tests per ISO 6945.

Recommended For: High-pressure hydraulic oil lines. Exceeds ISO 18752 Grade B, SAE 100R17 and ISO11237 R17 working pressure, minimum bend radius requirements and performance requirements of EN 857 1SC. M3K hose has smaller exterior dimensions and significantly tighter bend radius than other SAE 100R1 and 100R2 hose.

Tube: Black, oil resistant, synthetic rubber (Nitrile - Type C). See Hose Stock Characteristics.

Reinforcement: Braided, high-tensile steel wire. -4, -5, -6 and -8 sizes are one braid; -10, -12 and -16 sizes are two braid.

Cover: Black, oil, abrasion and weather resistant MegaTuff® cover with color coded layline. Also available in Standard or XtraTuff™ cover. See Hose Stock Characteristics.

Temperature Range: -40°F to +212°F (-40°C to +100°C). For water emulsions see Temperature Limits Table.






Coupling Recommendation (See gates.com/ecrimp or Crimp Data Manual 35019)

GlobalSpiral™ Couplings (-6 through -16) (Section E)

MegaCrimp® Couplings (Section G)

Stainless Steel "B" Couplings (Section H)



Description	Product No.						Standard Pack	Weight (Lbs.)
4M3K-MTF X50FT	4657-4025	1/4	.48	3250	13000	1.5	1	6.45
4M3K-MTFXBALE	4657-5769	1/4	.48	3250	13000	1.5	5600	.12
4M3K-MTFXLG REEL	4657-1180	1/4	.48	3250	13000	1.5	1400	.12
4M3K-MTFXREEL	4657-1181	1/4	.48	3250	13000	1.5	440	.12
6M3K-MTF X50FT	4657-4026	3/8	.63	3250	13000	2.0	1	10.37
6M3K-MTFXBALE	4657-5770	3/8	.63	3250	13000	2.0	3800	.21
6M3K-MTFXLG REEL	4657-1192	3/8	.63	3250	13000	2.0	1000	.21
6M3K-MTFXREEL	4657-1182	3/8	.63	3250	13000	2.0	330	.21
8M3K-MTF X50FT	4657-4027	1/2	.80	3250	13000	2.8	1	14.73
8M3K-MTFXBALE	4657-5771	1/2	.80	3250	13000	2.8	2500	.30
8M3K-MTFXLG REEL	4657-1193	1/2	.80	3250	13000	2.8	1000	.30
8M3K-MTFXREEL	4657-1183	1/2	.80	3250	13000	2.8	330	.30
10M3K-MTF X50FT	4657-4028	5/8	.99	3250	13000	3.0	1	27.17
10M3K-MTFXBALE	4657-5772	5/8	.99	3250	13000	3.0	2500	.54
10M3K-MTFXREEL	4657-1184	5/8	.99	3250	13000	3.0	220	.54
12M3K-MTF X50FT	4657-4029	3/4	1.15	3250	13000	3.8	1	33.55

HOSE

HOSE/CPLG. SELECTION

G8K COUPLINGS

GLOBAL SPIRAL COUPLINGS

PCM / PCS FERRULES

MEGACRIMP COUPLINGS

STAINLESS STEEL

POWER CRIMP COUPLINGS

LOC. GL AND GLP COUPLINGS

POLARSEAL COUPLINGS

POLARSEAL II COUPLINGS

C14 COUPLINGS

PCTS THERMOPLASTIC COUPLINGS

FIELD ATTACHABLE G1 & G2 COUPLINGS

FIELD ATTACHABLE C5 & C5E COUPLINGS

SURELOK AIR BRAKE COUPLINGS

ADAPTERS

QUICK DISCONNECT COUPLERS

LIVE SWIVEL






BALL VALVES

ACCESSORIES

EQUIPMENT AND PARTS

**Global M3K Mega3000® Hose - SAE 100R17 - MegaTuff® Cover
High Pressure**

Continued

HOSE	Description	Product No.						Standard Pack	Weight (Lbs.)
HOSE/CPLG. SELECTION	12M3K-MTFXREEL	4657-1185	3/4	1.15	3250	13000	3.8	220	.67
	16M3K-MTF X50FT	4657-4030	1	1.48	3250	13000	4.8	1	53.18
G8K COUPLINGS	16M3K-MTFXBALE	4657-5774	1	1.48	3250	13000	4.8	800	1.06
	16M3K-MTFXREEL	4657-1186	1	1.48	3250	13000	4.8	165	1.06
GLOBAL SPIRAL COUPLINGS									

**Global M3K Mega3000® Hose - SAE 100R17 - XtraTuff™ Cover
High Pressure**

Meets Flame Resistance Acceptance Designation "MSHA 2G", and ISO11237 R17
XtraTuff™ hose lasts up to 25 times longer than standard hose during hose-to-hose and hose-to-metal abrasion tests per ISO 6945.

Recommended For: High-pressure hydraulic oil lines. Exceeds ISO 18752 Grade B, SAE 100R17 and ISO11237 R17 working pressure, minimum bend radius requirements and performance requirements of EN 857 1SC. M3K hose has smaller exterior dimensions and significantly tighter bend radius than other SAE 100R1 and 100R2 hose.

Tube: Black, oil resistant, synthetic rubber (Nitrile - Type C). See Hose Stock Characteristics.

Reinforcement: Braided, high-tensile steel wire. -4, -5, -6 and -8 sizes are one braid; -10, -12 and -16 sizes are two braid.






Cover: Black, oil, abrasion and weather resistant, synthetic rubber (Modified Nitrile - Type C2), with color coded layline. Also available in Standard or MegaTuff™ cover. See Hose Stock Characteristics.

Temperature Range: -40°F to +212°F (-40°C to +100°C). For water emulsions see Temperature Limits Table.

Coupling Recommendation (See gates.com/ecrimp or Crimp Data Manual 35019)

GlobalSpiral™ Couplings (-6 through -16) (Section E)
MegaCrimp® Couplings (Section G)
Power Crimp® Couplings (-3 only) (Section I)
Stainless Steel "B" Couplings (Section H)



HOSE	Description	Product No.						Standard Pack	Weight (Lbs.)
FIELD ATTACHABLE G1 & G2 COUPLINGS	3M3K-XTFXREEL	4657-8069	3/16	.43	3250	13000	1.3	440	.11
	4M3K-XTFXBALE	4657-2434	1/4	.48	3250	13000	1.5	5600	.13
	4M3K-XTFXREEL	4657-1097	1/4	.48	3250	13000	1.5	440	.13
	5M3K-XTFXBALE	4657-2628	5/16	.60	3250	13000	1.8	4400	.19
	6M3K-XTFXBALE	4657-2627	3/8	.63	3250	13000	2.0	4800	.20
FIELD ATTACHABLE C5 & C5E COUPLINGS	6M3K-XTFXREEL	4657-1098	3/8	.63	3250	13000	2.0	330	.20
	8M3K-XTFXBALE	4657-1099	1/2	.80	3250	13000	2.8	2500	.30
	8M3K-XTFXREEL	4657-2248	1/2	.80	3250	13000	2.8	220	.30
SURELOK AIR BRAKE COUPLINGS	10M3K-XTFXREEL	4657-2249	5/8	.99	3250	13000	3.0	220	.54
	12M3K-XTFXREEL	4657-2250	3/4	1.15	3250	13000	3.8	220	.64
	16M3K-XTFXREEL	4657-2307	1	1.48	3250	13000	4.5	165	1.04

ADAPTERS
QUICK DISCONNECT COUPLERS
LIVE SWIVEL
BALL VALVES
ACCESSORIES
EQUIPMENT AND PARTS

M3KH Wire Braid Hose - High-Temp - SAE 100R17 High Pressure

Meets Flame Resistance Acceptance Designation "MSHA 2G", and ISO11237 R17

Recommended For: Elevated temperature high-pressure hydraulic oil lines. Exceeds ISO 18752 Grade C, SAE 100R17 and ISO 11237 R17 requirements and performance requirements of EN 857 1SC. M3KH hose has smaller exterior dimensions and significantly tighter bend radius than other SAE 100R1 and 100R2 hose.

Tube: Black, oil resistant, synthetic rubber (Nitrile - Type C). See Hose Stock Characteristics.

Reinforcement: Braided, high-tensile steel wire. -4, -5, -6 and -8 sizes are one braid; -10, -12 and -16 sizes are two braid.

Cover: Black, oil, abrasion and weather resistant, synthetic rubber (Polychloroprene - Type A), with color coded layline. See Hose Stock Characteristics.

Temperature Range: -40°F to +250°F (-40°C to +121°C). For water emulsions see Temperature Limits Table.

Coupling Recommendation (See gates.com/ecrimp or Crimp Data Manual 35019)

GlobalSpiral™ Couplings (-6 through -16) (Section E)

MegaCrimp® Couplings (Section G)



Description	Product No.						Standard Pack	Weight (Lbs.)
4M3KHREEL	4657-2664	1/4	.48	3250	13000	2.0	440	.13
5M3KHREEL	4657-4055	5/16	.60	3250	13000	2.2	330	.19
6M3KHREEL	4657-2696	3/8	.65	3250	13000	2.5	330	.21
8M3KHREEL	4657-1360	1/2	.80	3250	13000	3.5	220	.31
10M3KHREEL	4657-1361	5/8	.99	3250	13000	4.0	220	.55
12M3KHREEL	4657-1362	3/4	1.15	3250	13000	4.8	220	.65
16M3KHREEL	4657-1363	1	1.48	3250	13000	6.0	165	.94

M3KH Wire Braid Hose - High-Temp - SAE 100R17 - MegaTuff® Cover High Pressure

Meets Flame Resistance Acceptance Designation "MSHA 2G", and ISO11237 R17

MegaTuff® hose lasts up to 300 times longer than standard hose during hose-to-hose and hose-to-metal abrasion tests per ISO 6945.

Recommended For: Elevated temperature high-pressure hydraulic oil lines. Exceeds ISO 18752 Grade C, SAE 100R17 and ISO 11237 R17 working pressure, minimum bend radius requirements and performance requirements of EN 857 1SC. M3KH hose has smaller exterior dimensions and significantly tighter bend radius than other SAE 100R1 and 100R2 hose.

Tube: Black, oil resistant, synthetic rubber (Nitrile - Type C). See Hose Stock Characteristics.

Reinforcement: Braided, high-tensile steel wire. -4, -6 and -8 sizes are one braid; -10, -12 and -16 sizes are two braid.

Cover: Black, oil, abrasion and weather resistant MegaTuff® cover with color coded layline. Also available in Standard cover. See Hose Stock Characteristics.

Temperature Range: -40°F to +250°F (-40°C to +121°C). For water emulsions see Temperature Limits Table.

Coupling Recommendation (See gates.com/ecrimp or Crimp Data Manual 35019)

GlobalSpiral™ Couplings (Section E)

MegaCrimp® Couplings (Section G)



Description	Product No.						Standard Pack	Weight (Lbs.)
4M3KH-MTFXREEL	4657-2321	1/4	.48	3250	13000	2.0	440	.13
6M3KH-MTFXREEL	4657-2323	3/8	.63	3250	13000	2.5	330	.21
8M3KH-MTFXREEL	4657-2324	1/2	.80	3250	13000	3.5	330	.33
10M3KH-MTFXREEL	4657-2325	5/8	.99	3250	13000	4.0	220	.51
12M3KH-MTFXREEL	4657-2326	3/4	1.15	3250	13000	4.8	220	.63
16M3KH-MTFXREEL	4657-2327	1	1.48	3250	13000	6.0	165	1.04

HOSE

HOSE/CPLG. SELECTION

G8K COUPLINGS

GLOBALSPIRAL COUPLINGS

PCM / PCS FERRULES

MEGACRIMP COUPLINGS

STAINLESS STEEL

POWER CRIMP COUPLINGS

LOC. GL AND GLP COUPLINGS

POLARSEAL COUPLINGS

POLARSEAL II COUPLINGS

C14 COUPLINGS

PCTS THERMOPLASTIC COUPLINGS

FIELD ATTACHABLE G1 & G2 COUPLINGS

FIELD ATTACHABLE C5 & C5E COUPLINGS

SURELOK AIR BRAKE COUPLINGS

ADAPTERS

QUICK DISCONNECT COUPLERS

LIVE SWIVEL

BALL VALVES

ACCESSORIES

EQUIPMENT AND PARTS

IA3K-Wire Braid Hose - SAE 100R17
Industry Specified Performance Hose

HOSE

HOSE/CPLG.
SELECTION

G8K COUPLINGS

GLOBALSPIRAL
COUPLINGS

PCM / PCS
FERRULES

MEGACRIMP
COUPLINGS

STAINLESS
STEEL

POWER CRIMP
COUPLINGS

LOC, GL AND GLP
COUPLINGS

POLARSEAL
COUPLINGS

POLARSEAL II
COUPLINGS

C14 COUPLINGS

PCTS
THERMOPLASTIC
COUPLINGS

FIELD
ATTACHABLE G1
& G2 COUPLINGS

FIELD
ATTACHABLE C5
& C5E
COUPLINGS

SURELOK AIR
BRAKE
COUPLINGS

ADAPTERS

QUICK
DISCONNECT
COUPLERS

LIVE SWIVEL

BALL VALVES

ACCESSORIES

EQUIPMENT AND
PARTS

Recommended For: Medium pressure hydraulics with low flexure/non-severe applications requiring the SAE 100R17 or ISO 18752 Class 210 Grade A specification for dimensions and performance.

Tube: Black, oil resistant, synthetic rubber (Nitrile-Type C).






Reinforcement: Single braid of high-tensile steel wire.

Cover: Black, abrasion resistant, synthetic rubber (Modified SBR).

Temperature Range: -40°F to +212°F (-40°C to +100°C)

Coupling Recommendation: MegaCrimp® (-4 to -16)



Description	Product No.						Standard Pack	Weight (Lbs.)
4IA3KXREEL	4657-4640	1/4	.47	3000	12000	2	440	.12
4IA3KXBALE	4657-4641	1/4	.47	3000	12000	2	3500	.12
6IA3KXREEL	4657-4519	3/8	.63	3000	12000	2.5	330	.19
6IA3KXBALE	4657-4520	3/8	.63	3000	12000	2.5	2250	.19
8IA3KXREEL	4657-4642	1/2	.76	3000	12000	3.5	220	.28
8IA3KXBALE	4657-4643	1/2	.76	3000	12000	3.5	1400	.28
12IA3KXREEL	4657-4644	3/4	1.1	3000	12000	4.8	220	.51
12IA3KXBALE	4657-4645	3/4	1.1	3000	12000	4.8	625	.51

M2T[®] MegaFlex[®] 2-Wire Braid Hose - SAE 100R16 High Pressure

HOSE

Meets Flame Resistance Acceptance Designation "MSHA 2G", and ISO11237 2SC R16

Recommended For: High-pressure hydraulic oil lines. Exceeds SAE 100R16, SAE 100R2, ISO11237 2SC R16 and ISO 1436 2SN R2 requirements and performance requirements of EN 857 2SC and EN 853 2SN. M2T hose has smaller exterior dimensions and significantly tighter bend radius.

Tube: Black, oil resistant, synthetic rubber (Nitrile - Type C). See Hose Stock Characteristics.

Reinforcement: Two braids of high-tensile steel wire.






Cover: Black, oil, abrasion and weather resistant, synthetic rubber (Modified Nitrile - Type C2), with color coded layline. Also available with unique abrasion resistant MegaTuff[®] or XtraTuff[™] cover. See Hose Stock Characteristics.

Temperature Range: -40°F to +212°F (-40°C to +100°C). For water emulsions see Temperature Limits Table.

Coupling Recommendation (See gates.com/ecrimp or Crimp Data Manual 35019)

GlobalSpiral[™] Couplings (-6 through -20) (Section E)
GlobalSpiral[™] Plus Couplings (-24 and -32) (Section E)
MegaCrimp[®] Couplings (-4 through -20) (Section G)
Stainless Steel "B" Couplings (Section H)



Description	Product No.						Standard Pack	Weight (Lbs.)
4M2T X50FT	4657-1553	1/4	.56	6000	24000	1.5	1	10.80
4M2TX150REEL	4657-4422	1/4	.56	6000	24000	1.5	150	.23
4M2TXBALE	4657-5728	1/4	.56	6000	24000	1.5	5600	.22
4M2TXREEL	4657-1552	1/4	.56	6000	24000	1.5	550	.21
6M2T X50FT	4657-1550	3/8	.70	5000	20000	2.0	1	15.19
6M2TX100REEL	4657-4607	3/8	.70	5000	20000	2.0	100	.28
6M2TXBALE	4657-5729	3/8	.69	5000	20000	2.0	3000	.31
6M2TXLRG REEL	4657-1492	3/8	.70	5000	20000	2.0	1500	.30
6M2TXREEL	4657-1555	3/8	.70	5000	20000	2.0	385	.30
8M2T X50FT	4657-1561	1/2	.82	4300	17200	2.8	1	17.50
8M2TX100REEL	4657-4608	1/2	.82	4300	17200	2.8	100	.33
8M2TXBALE	4657-5730	1/2	.82	4300	17200	2.8	2500	.37
8M2TXLRG REEL	4657-1493	1/2	.82	4300	17200	2.8	1000	.37
8M2TXREEL	4657-1559	1/2	.82	4300	17200	2.8	330	.37
10M2T X50FT	4657-1564	5/8	.95	3800	15200	3.0	1	22.06
10M2TXBALE	4657-5577	5/8	.95	3800	15200	3.0	1750	.45
10M2TXREEL	4657-1563	5/8	.95	3800	15200	3.0	220	.45
12M2T X50FT	4657-1568	3/4	1.11	3500	14000	3.8	1	26.95
12M2TX50REEL	4657-4609	3/4	1.11	3500	14000	3.8	50	.51
12M2TXBALE	4657-5732	3/4	1.11	3500	14000	3.8	1500	.54
12M2TXREEL	4657-1567	3/4	1.11	3500	14000	3.8	220	.54
16M2T X50FT	4657-1572	1	1.39	2500	10000	4.5	1	36.56
16M2TXREEL	4657-1571	1	1.39	2500	10000	4.5	165	.73
20M2T X25FT	4657-4540	1 1/4	1.67	2300	9200	8.3	1	22.25
20M2TXCTN	4657-4534	1 1/4	1.67	2300	9200	8.3	120	.89
24M2T X25FT	4657-4610	1 1/2	2.00	2000	8000	10.0	1	31.75
24M2T X50FT	4657-4541	1 1/2	2.00	2000	8000	10.0	1	85.00
24M2TXCTN	4657-4491	1 1/2	2.00	2000	8000	10.0	120	1.70
32M2T X25FT	4657-4611	2	2.53	1500	6000	12.5	1	46.25
32M2T X50FT	4657-4542	2	2.53	1500	6000	12.5	1	147.50
32M2TXCTN	4657-4492	2	2.53	1500	6000	12.5	120	2.95

M2T® MegaFlex® 2-Wire Braid Hose - SAE 100R16 - MegaTuff® Cover High Pressure

Meets Flame Resistance Acceptance Designation "MSHA 2G", and ISO11237 2SC R16
MegaTuff® hose lasts up to 300 times longer than standard hose during hose-to-hose and hose-to-metal abrasion tests per ISO 6945.

Recommended For: Ultra High abrasive high-pressure hydraulic oil lines. Exceeds SAE 100R16, SAE 100R2, ISO11237 2SC R16 and ISO 1436 2SN R2 working pressure, minimum bend radius requirements and performance requirements of EN 857 2SC and EN 853 2SN. M2T hose has smaller exterior dimensions and significantly tighter bend radius.

Tube: Black, oil resistant, synthetic rubber (Nitrile - Type C). See Hose Stock Characteristics.

Reinforcement: Two braids of high-tensile steel wire.

Cover: Black, oil, abrasion and weather resistant MegaTuff® cover with color coded layline. Also available in Standard or XtraTuff™ cover. See Hose Stock Characteristics.

Temperature Range: -40°F to +212°F (-40°C to +100°C). For water emulsions see Temperature Limits Table.

Coupling Recommendation (See gates.com/ecrimp or Crimp Data Manual 35019)

GlobalSpiral™ Couplings (Section E)

MegaCrimp® Couplings (Section G)

Stainless Steel "B" Couplings (Section H)



Description	Product No.	⊖	⊕	⊙	⊙	R ²	Standard Pack	Weight (Lbs.)
4M2T-MTF X50FT	4657-4034	1/4	.56	6000	24000	1.5	1	10.92
4M2T-MTFXBALE	4657-5764	1/4	.56	6000	24000	1.5	5600	.22
4M2T-MTFXREEL	4657-0222	1/4	.56	6000	24000	1.5	350	.22
6M2T-MTF X50FT	4657-4035	3/8	.70	5000	20000	2.0	1	15.63
6M2T-MTFXBALE	4657-5765	3/8	.70	5000	20000	2.0	2400	.31
6M2T-MTFXREEL	4657-0223	3/8	.70	5000	20000	2.0	330	.31
8M2T-MTF X50FT	4657-4036	1/2	.82	4300	17200	2.8	1	18.94
8M2T-MTFXBALE	4657-5766	1/2	.82	4300	17200	2.8	2200	.38
8M2T-MTFXREEL	4657-0224	1/2	.82	4300	17200	2.8	330	.38
10M2T-MTF X50FT	4657-4037	5/8	.95	3800	15200	3.0	1	67.75
10M2T-MTFXREEL	4657-0225	5/8	.95	3800	15200	3.0	220	.46
12M2T-MTF X50FT	4657-4038	3/4	1.11	3500	14000	3.8	1	27.71
12M2T-MTFXREEL	4657-0226	3/4	1.11	3500	14000	3.8	220	.55
16M2T-MTF X50FT	4657-4039	1	1.39	2500	10000	4.5	1	37.63
16M2T-MTFXREEL	4657-0227	1	1.39	2500	10000	4.5	165	.75

M2T® MegaFlex® 2-Wire Braid Hose - SAE 100R16 - XtraTuff™ Cover High Pressure

Meets Flame Resistance Acceptance Designation "MSHA 2G", and ISO11237 2SC R16
XtraTuff™ hose lasts up to 25 times longer than standard hose during hose-to-hose and hose-to-metal abrasion tests per ISO 6945.

Recommended For: High-pressure hydraulic oil lines. Exceeds SAE 100R16, SAE 100R2, ISO11237 2SC R16 and ISO 1436 2SN R2 working pressure, minimum bend radius requirements and performance requirements of EN 857 2SC and EN 853 2SN. M2T hose has smaller exterior dimensions and significantly tighter bend radius.

Tube: Black, oil resistant, synthetic rubber (Nitrile - Type C). See Hose Stock Characteristics.

Reinforcement: Two braids of high-tensile steel wire.

Cover: Black, oil, abrasion and weather resistant, synthetic rubber (Modified Nitrile - Type C2), with color coded layline. Also available in Standard or MegaTuff® cover. See Hose Stock Characteristics.

Temperature Range: -40°F to +212°F (-40°C to +100°C). For water emulsions see Temperature Limits Table.

Coupling Recommendation (See gates.com/ecrimp or Crimp Data Manual 35019)

GlobalSpiral™ Couplings (-6 through -16) (Section E)

MegaCrimp® Couplings (Section G)

Stainless Steel "B" Couplings (Section H)



Description	Product No.	⊖	⊕	⊙	⊙	R ²	Standard Pack	Weight (Lbs.)
4M2T-XTFXREEL	4657-4138	1/4	.56	6000	24000	1.5	350	.21
6M2T-XTFXREEL	4657-4302	3/8	.70	5000	20000	2.0	330	.31

HOSE

HOSE/CPLG.
SELECTION

G8K COUPLINGS

GLOBALSPIRAL
COUPLINGS

PCM / PCS
FERRULES

MEGACRIMP
COUPLINGS

STAINLESS
STEEL

POWER CRIMP
COUPLINGS

LOC. GL AND GLP
COUPLINGS

POLARSEAL
COUPLINGS

POLARSEAL II
COUPLINGS

C14 COUPLINGS

PCTS
THERMOPLASTIC
COUPLINGS

FIELD
ATTACHABLE G1
& G2 COUPLINGS

FIELD
ATTACHABLE C5
& C5E
COUPLINGS

SURELOK AIR
BRAKE
COUPLINGS

ADAPTERS

QUICK
DISCONNECT
COUPLERS

LIVE SWIVEL

BALL VALVES

ACCESSORIES

EQUIPMENT AND
PARTS

M2T[®] MegaFlex[®] 2-Wire Braid Hose - SAE 100R16 - XtraTuff[™] Cover
High Pressure

Continued

HOSE
HOSE/CPLG. SELECTION
G8K COUPLINGS
GLOBALSPIRAL COUPLINGS

Description	Product No.						Standard Pack	Weight (Lbs.)
8M2T-XTFXREEL	4657-4304	1/2	.82	4300	17200	2.8	330	.36
10M2T-XTFXREEL	4657-4307	5/8	.95	3800	15200	3.0	220	.46
12M2T-XTFXREEL	4657-4310	3/4	1.11	3500	14000	3.8	220	.57
16M2T-XTFXREEL	4657-4313	1	1.39	2500	10000	4.5	165	.77

PCM / PCS FERRULES

CM2TDL MegaFlex[®] Connected Dual-Line 2-Wire Braid - SAE 100R16 - XtraTuff[™] Cover
High Pressure

MEGACRIMP COUPLINGS
STAINLESS STEEL
POWER CRIMP COUPLINGS
LOC, GL AND GLP COUPLINGS
POLARSEAL COUPLINGS
POLARSEAL II COUPLINGS

Meets Flame Resistance Acceptance Designation "MSHA 2G"

Recommended For: High abrasive high-pressure hydraulic oil lines joined together for easier plumbing and routing. Meets SAE 100R16 requirements. CM2T hose has smaller exterior dimensions and significantly tighter bend radius. Exceeds performance standards of EN 857 2SC and ISO/DIS 1436.

Tube: Black, oil resistant, synthetic rubber (Nitrile - Type C). See Hose Stock Characteristics.

Reinforcement: Two braids of high-tensile steel wire.

Cover: Black, oil and weather resistant, synthetic rubber (Modified Nitrile - Type C2), with color coded layline. See Hose Stock Characteristics.

Temperature Range: -40°F to +212°F (-40°C to +100°C). For water emulsions see Temperature Limits Table.

Coupling Recommendation (See gates.com/ecrimp or Crimp Data Manual 35019)

GlobalSpiral[™] Couplings (Section E)
MegaCrimp[®] Couplings (Section G)



C14 COUPLINGS
PCTS THERMOPLASTIC COUPLINGS

Description	Product No.						Standard Pack	Weight (Lbs.)
6CM2TDL-XTF X50FT	4657-4980	3/8	.70	4800	19200	3.5	1	30.81
6CM2TDL-XTFXCTN	4657-4974	3/8	.70	4800	19200	3.5	215	.58
8CM2TDL-XTF X50FT	4657-4981	1/2	.82	4000	16000	5.0	1	37.15
8CM2TDL-XTFXCTN	4657-4975	1/2	.82	4000	16000	5.0	180	.72

FIELD ATTACHABLE G1 & G2 COUPLINGS

Global G2 2-Wire Braid Hose - SAE 100R2 Type S
High Pressure

FIELD ATTACHABLE C5 & C5E COUPLINGS

Meets Flame Resistance Acceptance Designation "MSHA 2G"

Recommended For: High-pressure hydraulic oil lines. Meets or exceeds the requirements of SAE 100R2, ISO1436 2SN R2 and EN 853 2SN.

Tube: Black, oil resistant, synthetic rubber (Nitrile - Type C). See Hose Stock Characteristics.

Reinforcement: Two braids of high-tensile steel wire.

Cover: Black, oil and abrasion resistant, synthetic rubber (Modified Nitrile - Type C2). See Hose Stock Characteristics.

Temperature Range: -40°F to +212°F (-40°C to +100°C). For water emulsions see Temperature Limits Table.

Coupling Recommendation (See gates.com/ecrimp or Crimp Data Manual 35019)

Field Attachable Type T Couplings (-4 through -24) (Section O)

GlobalSpiral[™] Couplings (-6 through -20) (Section E)

GlobalSpiral[™] Plus Couplings (-24 and -32) (Section E)

MegaCrimp[®] Couplings (-4 through -20) (Section G)

Power Crimp[®] Couplings (-3 only) (Section I)

Stainless Steel "B" Couplings (Section H)








ADAPTERS
QUICK DISCONNECT COUPLERS
LIVE SWIVEL
BALL VALVES
ACCESSORIES
EQUIPMENT AND PARTS

Description	Product No.						Standard Pack	Weight (Lbs.)
3G2 X50FT	4657-0029	3/16	.52	6025	24100	3.5	1	10.67
3G2XREEL	4657-2182	3/16	.52	6025	24100	3.5	440	.21
4G2 X50FT	4657-4941	1/4	.59	5800	23200	4.0	1	13.58

Global G2 2-Wire Braid Hose - SAE 100R2 Type S High Pressure

Continued

Description	Product No.						Standard Pack	Weight (Lbs.)
4G2X150REEL	4657-4421	1/4	.59	5800	23200	4.0	150	.23
4G2XBALE	4657-5708	1/4	.59	5800	23200	4.0	4000	.27
4G2XREEL	4657-0125	1/4	.59	5800	23200	4.0	550	.27
6G2 X50FT	4657-4916	3/8	.74	4800	19200	5.0	1	17.79
6G2 X100FT	4657-4906	3/8	.74	4800	19200	5.0	1	35.59
6G2XBALE	4657-5709	3/8	.74	4800	19200	5.0	3000	.36
6G2XREEL	4657-0126	3/8	.74	4800	19200	5.0	400	.35
8G2 X50FT	4657-4918	1/2	.86	4000	16000	7.0	1	20.80
8G2 X100FT	4657-4908	1/2	.86	4000	16000	7.0	1	44.28
8G2XBALE	4657-5710	1/2	.86	4000	16000	7.0	2250	.45
8G2XREEL	4657-0127	1/2	.86	4000	16000	7.0	330	.44
10G2 X50FT	4657-1965	5/8	.99	3625	14500	8.0	1	26.74
10G2XBALE	4657-5711	5/8	.99	3625	14500	8.0	1800	.54
10G2XREEL	4657-0132	5/8	.99	3625	14500	8.0	220	.54
12G2 X50FT	4657-4909	3/4	1.15	3100	12400	9.5	1	31.46
12G2 X50FT	4657-4943	3/4	1.15	3100	12400	9.5	1	31.46
12G2XBALE	4657-5712	3/4	1.15	3100	12400	9.5	1250	.63
12G2XREEL	4657-0128	3/4	1.15	3100	12400	9.5	220	.63
16G2 X50FT	4657-4945	1	1.48	2400	9600	12.0	1	48.18
16G2XBALE	4657-1094	1	1.48	2400	9600	12.0	700	.96
16G2XREEL	4657-0129	1	1.48	2400	9600	12.0	165	.96
20G2 X25FT	4657-0689	1 1/4	1.86	1825	7300	16.5	5	35.00
20G2XCTN	4657-0644	1 1/4	1.86	1825	7300	16.5	120	1.50
24G2 X25FT	4657-2507	1 1/2	2.11	1300	5200	20.0	1	44.34
24G2 X50FT	4657-2516	1 1/2	2.11	1300	5200	20.0	1	88.67
24G2XCTN	4657-2491	1 1/2	2.11	1300	5200	20.0	120	1.77
32G2 X25FT	4657-2508	2	2.62	1175	4700	25.0	1	56.30
32G2 X50FT	4657-2517	2	2.62	1175	4700	25.0	1	112.60
32G2XCTN	4657-2492	2	2.62	1175	4700	25.0	120	2.25

G2XH 2-Wire Braid Xtreme® Heat Hose - SAE 100R2 Type S High Pressure

Meets Flame Resistance Acceptance Designation "MSHA 2G"

Recommended For: Extremely High temperature high-pressure hydraulic applications where pressure or temperature requirements exceed SAE 100R2, ISO1436 2SN R2 and EN 853 2SN or where resistance to either petroleum-base or phosphate ester fluids is required. Meets SAE J1942 requirements.

Tube: Black, oil and chemical resistant, synthetic rubber (CPE - Type J).

Reinforcement: Two braids of high-tensile steel wire.

Cover: Blue, oil and abrasion resistant, thin synthetic rubber CSM - Type M.

Temperature Range: Petroleum-base fluids: -40°F to +300°F (-40°C to +149°C). Phosphate esters fluids as recommended by the fluid manufacturer, but within a range of -40°F to +212°F. For water emulsions: Max. +225°F Pressure lines, Max +180°F Return lines.





Coupling Recommendation (See gates.com/ecrimp or Crimp Data Manual 35019)

GlobalSpiral™ Couplings (-6 through -20) (Section E)

GlobalSpiral™ Plus Couplings (-24 and -32) (Section E)

MegaCrimp® Couplings (-4 through -20) (Section G)



Description	Product No.						Standard Pack	Weight (Lbs.)
4G2XH X50FT	4657-4008	1/4	.59	6000	24000	4.0	1	13.00

HOSE

HOSE/CPLG. SELECTION

G8K COUPLINGS

GLOBAL SPIRAL COUPLINGS

PCM / PCS FERRULES

MEGACRIMP COUPLINGS

STAINLESS STEEL

POWER CRIMP COUPLINGS

LOC. GL AND GLP COUPLINGS

POLARSEAL COUPLINGS

POLARSEAL II COUPLINGS

C14 COUPLINGS

PCTS THERMOPLASTIC COUPLINGS

FIELD ATTACHABLE G1 & G2 COUPLINGS

FIELD ATTACHABLE C5 & C5E COUPLINGS

SURELOK AIR BRAKE COUPLINGS

ADAPTERS

QUICK DISCONNECT COUPLERS

LIVE SWIVEL






BALL VALVES

ACCESSORIES

EQUIPMENT AND PARTS

G2XH 2-Wire Braid Xtreme® Heat Hose - SAE 100R2 Type S High Pressure

Continued

HOSE	Description	Product No.						Standard Pack	Weight (Lbs.)
HOSE/CPLG. SELECTION	4G2XHXREEL	4657-2541	1/4	.59	6000	24000	4.0	550	.30
	6G2XH X50FT	4657-4009	3/8	.74	5000	20000	5.0	1	17.50
G8K COUPLINGS	6G2XHXREEL	4657-2542	3/8	.74	5000	20000	5.0	400	.39
	8G2XH X50FT	4657-4010	1/2	.86	4250	17000	7.0	1	22.60
GLOBAL SPIRAL COUPLINGS	8G2XHXREEL	4657-2543	1/2	.86	4250	17000	7.0	330	.47
	10G2XH X50FT	4657-4011	5/8	.99	3625	14500	8.0	1	27.20
PCM / PCS FERRULES	10G2XHXREEL	4657-2544	5/8	.99	3625	14500	8.0	220	.56
	12G2XH X50FT	4657-4012	3/4	1.15	3100	12400	9.5	1	32.00
MEGACRIMP COUPLINGS	12G2XHXREEL	4657-2545	3/4	1.15	3100	12400	9.5	220	.68
	16G2XH X50FT	4657-4013	1	1.48	2500	10000	12.0	1	49.60
STAINLESS STEEL	16G2XHXREEL	4657-2546	1	1.48	2500	10000	12.0	165	1.02
	20G2XHXCTN	4657-4988	1 1/4	1.86	2250	9000	16.5	130	1.82
POWER CRIMP COUPLINGS	24G2XHXCTN	4657-4989	1 1/2	2.15	1800	7200	20.0	130	1.50
	32G2XHXCTN	4657-4990	2	2.65	1500	6000	25.0	130	2.12

Global G2H High-Temp 2-Wire Braid Hose Type AT High Pressure

Meets Flame Resistance Acceptance Designation "MSHA 2G"

Recommended For: High temperature high-pressure hydraulic oil lines. Meets or exceeds the requirements of SAE 100R2, ISO1436 2SN R2 and EN 853 2SN.

Tube: Black, oil resistant, synthetic rubber (Nitrile - Type C). See Hose Stock Characteristics.

Reinforcement: Two braids of high-tensile steel wire.






Cover: Black, oil resistant, synthetic rubber (CSM - Type M). Also available with unique abrasion resistant MegaTuff® cover. See Hose Stock Characteristics.

Temperature Range: -40°F to +275°F (-40°C to +135°C) constant and +300°F (+149°C) intermittent (up to 10% of operating time). For water emulsions see Temperature Limits Table.

Coupling Recommendation (See gates.com/ecrimp or Crimp Data Manual 35019)

Field Attachable Type T Couplings (-20 and -24) (Section O)
GlobalSpiral™ Couplings (-20) (Section E)
GlobalSpiral™ Plus Couplings (-24 and -32) (Section E)
MegaCrimp® Couplings (-20) (Section G)



HOSE	Description	Product No.						Standard Pack	Weight (Lbs.)
SURELOK AIR BRAKE COUPLINGS	20G2H X50FT	4657-0925	1 1/4	1.86	1825	6500	16.5	1	75.75
	20G2HXCTN	4657-0930	1 1/4	1.86	1825	6500	16.5	120	1.52
ADAPTERS	24G2H X25FT	4657-4331	1 1/2	2.11	1300	5200	20.0	1	45.00
	24G2H X50FT	4657-0927	1 1/2	2.11	1300	5200	20.0	1	90.06
QUICK DISCONNECT COUPLERS	24G2HXCTN	4657-0931	1 1/2	2.11	1300	5200	20.0	120	1.80
	32G2H X25FT	4657-4332	2	2.62	1175	4700	25.0	1	57.25
LIVE SWIVEL	32G2H X50FT	4657-0926	2	2.62	1175	4700	25.0	1	114.29
	32G2HXCTN	4657-0932	2	2.62	1175	4700	25.0	120	2.29
BALL VALVES									
ACCESSORIES									
EQUIPMENT AND PARTS									

Global G2H High-Temp - MegaTuff® Cover Type AT High Pressure

Meets Flame Resistance Acceptance Designation "MSHA 2G"

MegaTuff® hose lasts up to 300 times longer than standard hose during hose-to-hose and hose-to-metal abrasion tests per ISO 6945.

Recommended For: High temperature high-pressure hydraulic oil lines. Meets or exceeds the requirements of SAE 100R2, ISO1436 2SN R2 and EN 853 2SN.

Tube: Black, oil resistant, synthetic rubber (Nitrile - Type C). See Hose Stock Characteristics.

Reinforcement: Two braids of high-tensile steel wire.

Cover: Black, oil and abrasion resistant, synthetic rubber and MegaTuff® cover. Also available in Standard cover. See Hose Stock Characteristics.

Temperature Range: -40°F to +275°F (-40°C to +135°C) constant and +300°F (+149°C) intermittent (up to 10% of operating time). For water emulsions see Temperature Limits Table.


Coupling Recommendation (See gates.com/ecrimp or Crimp Data Manual 35019)

Field Attachable Type T Couplings (-20 and -24) (Section O)

GlobalSpiral™ Couplings (-20) (Section E)

GlobalSpiral™ Plus Couplings (-24 and -32) (Section E)

MegaCrimp® Couplings (-20) (Section G)



Description	Product No.						Standard Pack	Weight (Lbs.)
20G2H-MTFXCTN	4657-2573	1 1/4	1.87	1825	6500	16.5	100	1.52
24G2H-MTFXCTN	4657-2151	1 1/2	2.15	1300	5200	20.0	100	1.60
32G2H-MTFXCTN	4657-2152	2	2.65	1175	4700	25.0	100	1.79

Global G2L PolarFlex® Hose - SAE 100R2 Type S High Pressure

Meets Flame Resistance Acceptance Designation "MSHA 2G"

Recommended For: Low temperature high-pressure hydraulic oil lines. Meets or exceeds the requirements of SAE 100R2, ISO1436 2SN R2 and EN 853 2SN. Qualified to Mil-DTL-13531 Type II Class B.

Tube: Black, oil resistant, synthetic rubber (Nitrile - Type C). See Hose Stock Characteristics.

Reinforcement: Two braids of high-tensile steel wire.

Cover: Black, oil and abrasion resistant, thin synthetic rubber (Chloroprene - Type A). See Hose Stock Characteristics.

Temperature Range: -70°F to +212°F (-57°C to +100°C). For water emulsions see Temperature Limits Table.

Coupling Recommendation (See gates.com/ecrimp or Crimp Data Manual 35019)

Field Attachable Type T Couplings (-4 through -24) (Section O)

GlobalSpiral™ Plus Couplings (-24 and -32) (Section E)

MegaCrimp® Couplings (-4 through -20) (Section G)



Description	Product No.						Standard Pack	Weight (Lbs.)
4G2L X50FT	4657-2475	1/4	.59	5800	23200	4.0	1	12.93
4G2L XREEL	4657-2202	1/4	.59	5800	23200	4.0	440	.26
6G2L X50FT	4657-2476	3/8	.74	4800	19200	5.0	1	19.19
6G2L XREEL	4657-2203	3/8	.74	4800	19200	5.0	385	.38
8G2L X50FT	4657-2477	1/2	.86	4000	16000	7.0	1	22.84
8G2L XREEL	4657-2204	1/2	.86	4000	16000	7.0	330	.46
10G2L X50FT	4657-2478	5/8	.99	3625	14500	8.0	1	27.50
10G2L XREEL	4657-2205	5/8	.99	3625	14500	8.0	220	.55
12G2L X50FT	4657-2479	3/4	1.15	3100	12400	9.5	1	32.68
12G2L XREEL	4657-2206	3/4	1.15	3100	12400	9.5	220	.65
16G2L X50FT	4657-2480	1	1.48	2400	9600	12.0	1	49.06
16G2L XREEL	4657-2207	1	1.48	2400	9600	12.0	165	.98
20G2L X50FT	4657-4102	1 1/4	1.84	1825	7300	16.5	1	80.40
20G2L XCTN	4657-2208	1 1/4	1.84	1825	7300	16.5	120	1.20
24G2L X50FT	4657-4103	1 1/2	2.12	1300	5200	20.0	1	80.75
24G2L XCTN	4657-2315	1 1/2	2.12	1300	5200	20.0	120	1.50
32G2L X50FT	4657-4104	2	2.62	1175	4700	25.0	1	108.00

HOSE

HOSE/CPLG. SELECTION

G8K COUPLINGS

GLOBALSPIRAL COUPLINGS

PCM / PCS FERRULES

MEGACRIMP COUPLINGS

STAINLESS STEEL

POWER CRIMP COUPLINGS

LOC. GL AND GLP COUPLINGS

POLARSEAL COUPLINGS

POLARSEAL II COUPLINGS

C14 COUPLINGS

PCTS THERMOPLASTIC COUPLINGS

FIELD ATTACHABLE G1 & G2 COUPLINGS

FIELD ATTACHABLE C5 & C5E COUPLINGS

SURELOK AIR BRAKE COUPLINGS

ADAPTERS

QUICK DISCONNECT COUPLERS

LIVE SWIVEL

BALL VALVES

ACCESSORIES

EQUIPMENT AND PARTS

**Global G2L PolarFlex® Hose - SAE 100R2 Type S
High Pressure**

Continued

HOSE	Description	Product No.						Standard Pack	Weight (Lbs.)
HOSE/CPLG. SELECTION	32G2LXCTN	4657-2316	2	2.62	1175	4700	25.0	120	2.15

**J2AT 2-Wire Braid Jack Hose - 10,000 Static Pressure Only
High Pressure**

Meets Flame Resistance Acceptance Designation "MSHA 2G"

Recommended For: Hydraulic jack applications. Meets Material Handling Institute specification IJ 100 for hydraulic hose and assemblies used with jacking systems. 10,000 Static Pressure Only

Tube: Black, oil resistant, synthetic rubber (Nitrile - Type C). See Hose Stock Characteristics.

Reinforcement: Two braids of high-tensile steel wire.

Cover: Black, oil and abrasion resistant, synthetic rubber (Nitrile/PVC - Type C2). Also available with unique abrasion resistant MegaTuff® cover. See Hose Stock Characteristics.

Temperature Range: -40°F to +120°F (-40°C to +49°C).

Coupling Recommendation (See gates.com/ecrimp or Crimp Data Manual 35019)
Use MegaCrimp® Male Pipe Long Nose Couplings on jack end of assembly for engagement. (Section G)



HOSE	Description	Product No.						Standard Pack	Weight (Lbs.)
POLARSEAL COUPLINGS	4J2AT X50FT	4657-4880	1/4	.59	10000	20000	2.0	1	13.45
POLARSEAL II COUPLINGS	4J2ATXREEL	4657-1400	1/4	.59	10000	20000	2.0	350	.27
C14 COUPLINGS	6J2AT X50FT	4657-4881	3/8	.74	10000	20000	2.5	1	19.25
	6J2ATXREEL	4657-1404	3/8	.74	10000	20000	2.5	330	.38

**J2AT 2-Wire Braid Jack Hose - MegaTuff® Cover - 10,000 Static
Pressure Only
High Pressure**

Meets Flame Resistance Acceptance Designation "MSHA 2G"

MegaTuff® hose lasts up to 300 times longer than standard hose during hose-to-hose and hose-to-metal abrasion tests per ISO 6945.

Recommended For: Ultra High abrasive hydraulic jack applications. Meets Material Handling Institute specification IJ 100 for hydraulic hose and assemblies used with jacking systems. 10,000 Static Pressure.

Tube: Black, oil resistant, synthetic rubber (Nitrile - Type C). See Hose Stock Characteristics.

Reinforcement: Two braids of high-tensile steel wire.

Cover: Black, oil and abrasion resistant, synthetic rubber and MegaTuff® cover. Also available in Standard cover. See Hose Stock Characteristics.

Temperature Range: -40°F to +120°F (-40°C to +49°C).

Coupling Recommendation (See gates.com/ecrimp or Crimp Data Manual 35019)
Use MegaCrimp® Male Pipe Long Nose Couplings on jack end of assembly for engagement. (Section G)



HOSE	Description	Product No.						Standard Pack	Weight (Lbs.)
LIVE SWIVEL	4J2AT-MTFXREEL	4657-1188	1/4	.59	10000	20000	2.0	350	.27
	6J2AT-MTFXREEL	4657-1189	3/8	.74	10000	20000	2.5	330	.39

CR2 2-Wire Braid Hose - SAE 100R2
Industry Specified Performance Hose

Recommended For: High pressure hydraulics with low flexure/non-severe applications requiring the SAE 100R2 or EN853 2SN specification for dimensions and performance.

Tube: Black, oil resistant, synthetic rubber (Nitrile-Type C).






Reinforcement: Two braid of high-tensile steel wire.

Cover: Black, abrasion resistant, synthetic rubber (Modified SBR).

Temperature Range: -40°F to +212°F (-40°C to +100°C)

Coupling Recommendation: MegaCrimp® (-4 to -16)



Description	Product No.						Standard Pack	Weight (Lbs.)
4CR2XREEL	4657-8843	1/4	.57	5800	23200	4	550	.22
4CR2XBALE	4657-8844	1/4	.57	5800	23200	4	4000	.22
6CR2XREEL	4657-8845	3/8	.73	4800	19200	5	400	.38
6CR2XBALE	4657-8846	3/8	.73	4800	19200	5	3000	.38
8CR2XREEL	4657-8847	1/2	.85	4000	16000	7	330	.40
8CR2XBALE	4657-8848	1/2	.85	4000	16000	7	2250	.40
10CR2XREEL	4657-8849	5/8	.98	3625	14500	8	220	.47
10CR2XBALE	4657-8850	5/8	.98	3625	14500	8	1800	.47
12CR2XREEL	4657-8851	3/4	1.14	3125	12500	9.5	220	.58
12CR2XBALE	4657-8852	3/4	1.14	3125	12500	9.5	1250	.58
16CR2XREEL	4657-8853	1	1.46	2400	9600	11.8	165	.85
16CR2XBALE	4657-8854	1	1.46	2400	9600	11.8	700	.85

HOSE

HOSE/CPLG. SELECTION

G8K COUPLINGS

GLOBAL SPIRAL COUPLINGS

PCM / PCS FERRULES

MEGACRIMP COUPLINGS

STAINLESS STEEL

POWER CRIMP COUPLINGS

LOC, GL AND GLP COUPLINGS

POLARSEAL COUPLINGS

POLARSEAL II COUPLINGS

C14 COUPLINGS

PCTS THERMOPLASTIC COUPLINGS

FIELD ATTACHABLE G1 & G2 COUPLINGS

FIELD ATTACHABLE C5 & C5E COUPLINGS

SURELOK AIR BRAKE COUPLINGS

ADAPTERS

QUICK DISCONNECT COUPLERS

LIVE SWIVEL

BALL VALVES

ACCESSORIES

EQUIPMENT AND PARTS

G1 1-Wire Braid Hose - SAE 100R1 Type S Medium Pressure

Meets Flame Resistance Acceptance Designation "MSHA 2G"

Recommended For: Medium pressure hydraulic lines. Meets or exceeds the requirements of SAE 100R1, ISO 1436 1SNR1 and EN 853 1SN.

Tube: Black, oil resistant, synthetic rubber (Nitrile - Type C). See Hose Stock Characteristics.

Reinforcement: One braid of high-tensile steel wire.

Cover: Black, oil and abrasion resistant, synthetic rubber (Nitrile/PVC - Type C2). See Hose Stock Characteristics.

Temperature Range: -40°F to +212°F (-40°C to +100°C). For water emulsions see Temperature Limits Table.

Coupling Recommendation (See gates.com/ecrimp or Crimp Data Manual 35019)

Field Attachable Type T Couplings (Section O)

GlobalSpiral™ Couplings (-6 through -20) (Section E)






GlobalSpiral™ Plus Couplings (-24 and -32) (Section E)

MegaCrimp® Couplings (-4 through -20) (Section G)

Power Crimp® Couplings (-3 only) (Section I)

Stainless Steel "B" Couplings (Section H)



Description	Product No.						Standard Pack	Weight (Lbs.)
3G1XBALE	4657-5700	3/16	.47	3625	14500	3.0	7600	.13
3G1XCTN	4657-0618	3/16	.47	3625	14500	3.0	800	.13
3G1XREEL	4657-0599	3/16	.47	3625	14500	3.0	440	.13
4G1 X50FT	4657-4940	1/4	.53	3275	13100	4.0	1	7.84
4G1XBALE	4657-5717	1/4	.53	3275	13100	4.0	5600	.16
4G1XREEL	4657-0120	1/4	.53	3275	13100	4.0	440	.16
5G1XCTN	4657-0031	5/16	.60	3125	12500	4.5	550	.18
5G1XREEL	4657-0116	5/16	.60	3125	12500	4.5	350	.18
6G1 X50FT	4657-4915	3/8	.68	2600	10400	5.0	1	11.83
6G1 X100FT	4657-4905	3/8	.68	2600	10400	5.0	1	23.35
6G1XBALE	4657-5703	3/8	.68	2600	10400	5.0	3800	.24
6G1XREEL	4657-0121	3/8	.68	2600	10400	5.0	385	.23
8G1 X50FT	4657-4917	1/2	.80	2325	9300	7.0	1	14.60
8G1 X100FT	4657-4907	1/2	.80	2325	9300	7.0	1	28.74
8G1XBALE	4657-5704	1/2	.80	2325	9300	7.0	2800	.29
8G1XLG REEL	4657-2645	1/2	.80	2325	9300	7.0	500	.29
8G1XREEL	4657-0122	1/2	.80	2325	9300	7.0	330	.29
10G1XBALE	4657-5705	5/8	.93	1900	7600	8.0	1550	.34
10G1XREEL	4657-0115	5/8	.93	1900	7600	8.0	220	.33
12G1 X50FT	4657-4942	3/4	1.09	1525	6100	9.0	1	21.07
12G1XBALE	4657-5706	3/4	1.09	1525	6100	9.0	1400	.43
12G1XREEL	4657-0123	3/4	1.09	1525	6100	9.0	220	.42
16G1 X50FT	4657-4944	1	1.40	1300	5200	12.0	1	31.20
16G1XBALE	4657-5707	1	1.40	1300	5200	12.0	700	.62
16G1XREEL	4657-0124	1	1.40	1300	5200	12.0	165	.62
20G1XBALE	4657-5702	1 1/4	1.71	925	3700	16.0	600	.85
20G1XCTN	4657-0646	1 1/4	1.71	925	3700	16.0	120	.85
24G1XCTN	4657-2489	1 1/2	1.96	725	2900	20.0	120	1.04
32G1XCTN	4657-2490	2	2.51	600	2400	25.0	120	1.48

HOSE

HOSE/CPLG. SELECTION

G8K COUPLINGS

GLOBALSPIRAL COUPLINGS

PCM / PCS FERRULES

MEGACRIMP COUPLINGS

STAINLESS STEEL

POWER CRIMP COUPLINGS

LOC. GL AND GLP COUPLINGS

POLARSEAL COUPLINGS

POLARSEAL II COUPLINGS

C14 COUPLINGS

PCTS THERMOPLASTIC COUPLINGS

FIELD ATTACHABLE G1 & G2 COUPLINGS

FIELD ATTACHABLE C5 & C5E COUPLINGS

SURELOK AIR BRAKE COUPLINGS

ADAPTERS

QUICK DISCONNECT COUPLERS

LIVE SWIVEL

BALL VALVES

ACCESSORIES

EQUIPMENT AND PARTS

CR1 1-Wire Braid Hose - SAE 100R1
Industry Specified Performance Hose

HOSE

Recommended For: Medium pressure hydraulics with low flexure/non-severe requiring the SAE 100R1 or EN853 1SN specification for dimensions and performance.

Tube: Black, oil resistant, synthetic rubber (Nitrile-Type C).

Reinforcement: Single braid of high-tensile steel wire.

Cover: Black, abrasion resistant, synthetic rubber (Modified SBR).

Temperature Range: -40°F to +212°F (-40°C to +100°C)

Coupling Recommendation: MegaCrimp® (-4 to -16)



Description	Product No.	⊖	⊕	⊙	⊙	⊙	Standard Pack	Weight (Lbs.)
MEGACRIMP COUPLINGS								
4CR1XREEL	4657-8831	1/4	.52	3275	13100	4	440	.14
4CR1XBALE	4657-8832	1/4	.52	3275	13100	4	5600	.14
6CR1XREEL	4657-8833	3/8	.66	2600	10400	5	385	.23
6CR1XBALE	4657-8834	3/8	.66	2600	10400	5	3800	.23
8CR1XREEL	4657-8835	1/2	.78	2325	9300	7	330	.26
8CR1XBALE	4657-8836	1/2	.78	2325	9300	7	2800	.26
10CR1XREEL	4657-8837	5/8	.91	1900	7600	8	220	.29
10CR1XBALE	4657-8838	5/8	.91	1900	7600	8	1550	.29
12CR1XREEL	4657-8839	3/4	1.07	1525	6100	9.5	220	.37
12CR1XBALE	4657-8840	3/4	1.07	1525	6100	9.5	1400	.37
16CR1XREEL	4657-8841	1	1.38	1250	5000	11.8	165	.55
16CR1XBALE	4657-8842	1	1.38	1250	5000	11.8	700	.55
STAINLESS STEEL								
POWER CRIMP COUPLINGS								
LOC. GL AND GLP COUPLINGS								
POLARSEAL COUPLINGS								
POLARSEAL II COUPLINGS								
C14 COUPLINGS								
PCTS THERMOPLASTIC COUPLINGS								
FIELD ATTACHABLE G1 & G2 COUPLINGS								
FIELD ATTACHABLE C5 & C5E COUPLINGS								
SURELOK AIR BRAKE COUPLINGS								
ADAPTERS								
QUICK DISCONNECT COUPLERS								
LIVE SWIVEL								
BALL VALVES								
ACCESSORIES								
EQUIPMENT AND PARTS								

G1H 1-Wire Braid Hose - High-Temp - SAE 100R1 Type AT Medium Pressure

HOSE

Meets Flame Resistance Acceptance Designation "MSHA 2G"

Recommended For: High temperature medium pressure hydraulic oil lines. Meets or exceeds requirements of SAE 100R1 Type AT.

Tube: Black, oil resistant, synthetic rubber (Nitrile - Type C). See Hose Stock Characteristics.

Reinforcement: One braid of high-tensile steel wire.

Cover: Black, oil and abrasion resistant, synthetic rubber (CSM - Type M).

Temperature Range: -40°F to +275°F (-40°C to +135°C) constant and +300°F (+149°C) intermittent (up to 10% of operating time). For water emulsions see Temperature Limits Table.

Coupling Recommendation (See gates.com/ecrimp or Crimp Data Manual 35019)

GlobalSpiral™ Couplings (Section E)
GlobalSpiral™ Plus Couplings (-24 and -32) (Section E)
MegaCrimp® Couplings (except -24 and -32) (Section G)
Stainless Steel "B" Couplings (-24 and -32 only) (Section H)



Description	Product No.						Standard Pack	Weight (Lbs.)
4G1H X50FT	4657-4105	1/4	.53	2750	11000	4.0	1	8.00
4G1HXREEL	4657-2175	1/4	.53	2750	11000	4.0	440	.16
6G1H X50FT	4657-4106	3/8	.69	2250	9000	5.0	1	4.00
6G1HXREEL	4657-2176	3/8	.69	2250	9000	5.0	385	.25
8G1H X50FT	4657-4107	1/2	.80	2000	8000	7.0	1	14.20
8G1HXREEL	4657-2177	1/2	.80	2000	8000	7.0	330	.30
10G1H X50FT	4657-4108	5/8	.94	1500	6000	8.0	1	16.80
10G1HXREEL	4657-2178	5/8	.94	1500	6000	8.0	220	.36
12G1H X50FT	4657-2617	3/4	1.10	1250	5000	9.5	1	22.16
12G1HXBALE	4657-2536	3/4	1.10	1250	5000	9.5	1500	.44
12G1HXREEL	4657-2179	3/4	1.10	1250	5000	9.5	220	.44
16G1H X50FT	4657-4109	1	1.41	1000	4000	12.0	1	35.00
16G1HXREEL	4657-2180	1	1.41	1000	4000	12.0	165	.65
20G1H X50FT	4657-4110	1 1/4	1.71	925	3700	16.0	1	49.60
20G1HXCTN	4657-0940	1 1/4	1.71	925	3700	16.0	120	.93
24G1H X50FT	4657-4111	1 1/2	1.96	725	2900	20.0	1	55.00
24G1HXCTN	4657-0934	1 1/2	1.96	725	2900	20.0	120	1.06
32G1H X50FT	4657-4112	2	2.51	600	2400	25.0	1	75.00
32G1HXCTN	4657-0935	2	2.51	600	2400	25.0	120	1.50

RFS Red Fire Suppressant Hose Medium Pressure

Meets Flame Resistance Acceptance Designation "MSHA 2G"

Recommended For: Low-pressure powder fire suppressant applications in mining, forestry and fire fighting equipment. The red cover is for easy visual identification in these applications. Meets performance requirements of SAE 100R1.

Tube: Black, oil resistant, synthetic rubber (Nitrile - Type C). See Hose Stock Characteristics.

Reinforcement: One braid of high-tensile steel wire.

Cover: Red, oil and abrasion resistant (Modified Nitrile - Type C2).

Temperature Range: -40°F to +212°F (-40°C to +100°C). For water emulsions see Temperature Limits Table.

Coupling Recommendation (See gates.com/ecrimp or Crimp Data Manual 35019)






MegaCrimp® Couplings (Section G)
Power Crimp® Couplings (-3 only) (Section I)



Description	Product No.						Standard Pack	Weight (Lbs.)
3RFSXREEL	4657-2145	3/16	.45	3000	12000	3.0	440	.13
4RFSXREEL	4657-3314	1/4	.53	2750	11000	4.0	440	.17
6RFSXREEL	4657-3313	3/8	.68	2250	9000	5.0	300	.25
8RFSXREEL	4657-3315	1/2	.80	2000	8000	7.0	330	.30

RFS Red Fire Suppressant Hose Medium Pressure

Continued

Description	Product No.						Standard Pack	Weight (Lbs.)
12RFSXREEL	4657-3316	3/4	1.09	1250	5000	9.5	300	.45
16RFSXREEL	4657-2155	1	1.41	1000	4000	12.0	165	.64

MegaTech® II - SAE 100R2 Type AT - ACP High Pressure

Recommended For: Multi-purpose high-pressure, high-temperature, air compressor lines, petroleum-base or phosphate ester hydraulic fluid supply lines. Meets the requirements of SAE J1405 performance specifications for high-temperature transmission and lubricating oil systems using petroleum base oils. Meets or exceeds the requirements of SAE 100R2 and SAE 100R2 Type S.

Tube: Black, oil resistant, synthetic rubber (CPE - Type J). See Hose Stock Characteristics.

Reinforcement: Two braids of high-tensile steel wire.

Cover: Blue, oil and abrasion resistant, polyester braid.






Temperature Range: -40°F to +302°F (-40°C to +150°C).

Coupling Recommendation (See gates.com/ecrimp or Crimp Data Manual 35019)

GlobalSpiral™ Plus Couplings (-24 and -32) (Section E)

MegaCrimp® Couplings (-20 only) (Section G)



Description	Product No.						Standard Pack	Weight (Lbs.)
20ACP MEGATECHIIIXCTN	4657-8018	1 1/4	1.89	2250	9000	15.0	100	1.58
24ACP MEGATECHIIIXCTN	4657-2484	1 1/2	2.13	1500	6000	20.0	100	1.74
32ACP MEGATECHIIIXCTN50	4657-4734	2	2.61	1300	5200	25.0	50	2.18
32ACP MEGATECHIIIXCTN	4657-2485	2	2.61	1300	5200	25.0	100	2.18

MegaTech® 3000 High-Temp Oil-Air Return

Recommended For: For pressurized hot oil return lines and rotary oil lines. Meets the requirements of SAE J1405 performance specifications for high-temperature transmission and lubricating oil systems using petroleum base oils.

Tube: True-bore GTS (Gates Technical Spec.) black tube specifically compounded for temperature and chemical resistance (CPE - Type J).

Reinforcement: Two braids of high-tensile steel wire.







Cover: Oil and mildew resistant, textile braid, impregnated with synthetic rubber.

Temperature Range: Petroleum-base fluids: -40°F to +302°F (-40°C to +150°C). Phosphate esters fluids as recommended by the fluid manufacturer, but within a range of -40°F to +212°F (-40°C to +100°C). For water emulsions see Temperature Limits Table.

Coupling Recommendation (See gates.com/ecrimp or Crimp Data Manual 35019)

MegaCrimp® Couplings (Section G)



Description	Product No.							Standard Pack	Weight (Lbs.)
4MEGATECH 3000XREEL	4657-2373	1/4	.59	3000	12000	2.0	30	400	.25
4MEGATECH3000 X50FT	4657-4116	1/4	.59	3000	12000	2.0	30	1	12.40
6MEGATECH 3000XREEL	4657-2374	3/8	.74	3000	12000	2.5	30	350	.31
6MEGATECH3000 X50FT	4657-4117	3/8	.74	3000	12000	2.5	30	1	16.40
8MEGATECH 3000XREEL	4657-2319	1/2	.86	3000	12000	3.5	30	350	.37
8MEGATECH3000 X50FT	4657-4118	1/2	.86	3000	12000	3.5	30	1	20.00

HOSE

HOSE/CPLG. SELECTION

G8K COUPLINGS

GLOBALSPIRAL COUPLINGS

PCM / PCS FERRULES

MEGACRIMP COUPLINGS

STAINLESS STEEL

POWER CRIMP COUPLINGS

LOC. GL AND GLP COUPLINGS

POLARSEAL COUPLINGS

POLARSEAL II COUPLINGS

C14 COUPLINGS

PCTS THERMOPLASTIC COUPLINGS

FIELD ATTACHABLE G1 & G2 COUPLINGS

FIELD ATTACHABLE C5 & C5E COUPLINGS

SURELOK AIR BRAKE COUPLINGS

ADAPTERS

QUICK DISCONNECT COUPLERS

LIVE SWIVEL

BALL VALVES

ACCESSORIES

EQUIPMENT AND PARTS

MegaTech® 1000 High-Temp Oil-Air Return Fleet Application

HOSE

HOSE/CPLG.
SELECTION

Recommended For: Air brake, pressurized hot oil return lines and rotary oil/air compressor lines. Meets the requirements of DOT FMVSS 106-74 (except dimensions), SAE J1402 Type All, for Air Brake Hose (-4, 6, 8, 10), and SAE J1405 performance specifications for high-temperature transmission and lubricating oil systems using petroleum base oils.

G8K COUPLINGS

Tube: GTS (Gates Technical Spec.) black tube specifically compounded for temperature and chemical resistance (CPE - Type J). See Hose Stock Characteristics.

GLOBALSPIRAL
COUPLINGS

Reinforcement: One braid of high-tensile steel wire.

PCM / PCS
FERRULES

Cover: Oil and mildew resistant, textile braid, impregnated with synthetic rubber.



MEGACRIMP
COUPLINGS

Temperature Range: Petroleum-base fluids: -40°F to +302°F (-40°C to +150°C). Phosphate esters fluids as recommended by the fluid manufacturer, but within a range of -40°F to +212°F (-40°C to +100°C). For water emulsions see Temperature Limits Table.

STAINLESS
STEEL

Coupling Recommendation (See gates.com/ecrimp or Crimp Data Manual 35019)
MegaCrimp® Couplings (Section G)

POWER CRIMP
COUPLINGS

Description	Product No.	1/4"	3/8"	1/2"	3/4"	1"	1 1/4"	1 1/2"	Standard Pack	Weight (Lbs.)
4MEGATECH 1000XREEL	4657-2332	1/4	.52	1000	4000	2.0	30	350	.11	
4MEGATECH1000 X50FT	4657-2503	1/4	.52	1000	4000	2.0	30	1	5.99	
6MEGATECH 1000XREEL	4657-2297	3/8	.66	1000	4000	2.5	30	350	.20	
6MEGATECH1000 X50FT	4657-2504	3/8	.66	1000	4000	2.5	30	1	9.75	
8MEGATECH 1000XREEL	4657-2334	1/2	.80	1000	4000	3.5	30	350	.24	
8MEGATECH1000 X50FT	4657-2505	1/2	.80	1000	4000	3.5	30	1	11.81	
10MEGATECH 1000XREEL	4657-2335	5/8	.93	1000	4000	4.0	30	300	.33	
10MEGATECH1000 X50FT	4657-2506	5/8	.93	1000	4000	4.0	30	1	15.06	
12MEGATECH 1000XREEL	4657-2336	3/4	1.15	1000	4000	4.7	30	200	.40	
12MEGATECH1000 X50FT	4657-4040	3/4	1.15	1000	4000	4.7	30	1	21.00	
16MEGATECH 1000XREEL	4657-2337	1	1.37	1000	4000	6.0	30	150	.58	
16MEGATECH1000 X50FT	4657-4041	1	1.37	1000	4000	6.0	30	1	25.80	
20MEGATECH 1000XCTN	4657-2338	1 1/4	1.64	1000	4000	8.5	30	100	.83	
20MEGATECH1000 X50FT	4657-4042	1 1/4	1.64	1000	4000	8.5	30	1	45.67	

LOC, GL AND GLP
COUPLINGS

POLARSEAL
COUPLINGS

POLARSEAL II
COUPLINGS

C14 COUPLINGS

PCTS
THERMOPLASTIC
COUPLINGS

FIELD
ATTACHABLE G1
& G2 COUPLINGS

MegaTech® 500 High-Temp Oil-Air Return Fleet Application

FIELD
ATTACHABLE C5
& C5E
COUPLINGS

SURELOK AIR
BRAKE
COUPLINGS

Recommended For: Air brake hose, pressurized hot oil return lines and rotary oil/air compressor lines. Meets the requirements of SAE J1405 performance specifications for high-temperature transmission and lubricating oil systems using petroleum base oils. Not recommended for gasoline or diesel fuel applications.

ADAPTERS

Tube: GTS (Gates Technical Spec.) black tube specifically compounded for temperature and chemical resistance (CPE - Type J). See Hose Stock Characteristics.



QUICK
DISCONNECT
COUPLERS

Reinforcement: One braid of high-tensile steel wire.
Cover: Oil and mildew resistant, textile braid, impregnated with synthetic rubber.

LIVE SWIVEL

Temperature Range: Petroleum-base fluids: -40°F to +302°F (-40°C to +150°C). Phosphate esters fluids as recommended by the fluid manufacturer, but within a range of -40°F to +212°F (-40°C to +100°C). For water emulsions see Temperature Limits Table.

BALL VALVES

ACCESSORIES







Coupling Recommendation (See gates.com/ecrimp or Crimp Data Manual 35019)
GL Couplings (-24, -32 and -40) (Section J)
GlobalSpiral™ Plus Couplings (-24 and -32) (Section E)

EQUIPMENT AND
PARTS

Description	Product No.	1 1/2"	1.95"	500	2000	15.0"	30"	Standard Pack	Weight (Lbs.)
24MEGATECH 500XCTN	4657-0204	1 1/2	1.95	500	2000	15.0	30	100	1.00

MegaTech® 500 High-Temp Oil-Air Return Fleet Application

Continued

Description	Product No.							Standard Pack	Weight (Lbs.)
24MEGATECH500 X50FT	4657-0061	1 1/2	1.95	500	2000	15.0	30	1	55.85
32MEGATECH 500XCTN	4657-0205	2	2.48	500	2000	18.0	30	100	1.28
32MEGATECH500 X50FT	4657-0062	2	2.48	500	2000	18.0	30	1	74.60
40MEGATECH 500XCTN	4657-0206	2 1/2	2.97	500	2000	22.0	30	100	1.54
48MEGATECH 500XCTN	4657-0207	3	3.50	500	2000	24.0	30	100	1.84

MegaTech® 250 High-Temp Transmission Oil Cooler (TOC) Hose

Recommended For: High-temperature (302°F) transmission oil cooler lines, pressurized hot oil return lines and turbocharger oil supplies. Meets the requirements of SAE J1405 performance specifications for high-temperature transmission and lubricating oil systems using petroleum base oils.

Tube: GTS (Gates Technical Spec.) black tube specifically compounded for temperature and chemical resistance (CPE - Type J). See Hose Stock Characteristics.


Reinforcement: One braid of high-tensile steel wire.







Cover: Oil and mildew resistant, textile braid, impregnated with synthetic rubber.

Temperature Range: Petroleum-base fluids: -40°F to +302°F (-40°C to +150°C). Phosphate esters fluids as recommended by the fluid manufacturer, but within a range of -40°F to +212°F (-40°C to +100°C). For water emulsions see Temperature Limits Table.

Coupling Recommendation (See gates.com/ecrimp or Crimp Data Manual 35019)

GLP Couplings (-4 through -12) (Section J)
MegaCrimp® Couplings (Section G)



Description	Product No.							Standard Pack	Weight (Lbs.)
4MEGATECH 250XREEL	4657-2339	1/4	.52	250	1000	1.0	30	250	.09
4MEGATECH250 X50FT	4657-0083	1/4	.52	250	1000	1.0	30	1	4.68
6MEGATECH 250XREEL	4657-2340	3/8	.64	250	1000	1.8	30	350	.13
6MEGATECH250 X50FT	4657-0084	3/8	.64	250	1000	1.8	30	1	6.46
8MEGATECH 250XREEL	4657-2341	1/2	.78	250	1000	2.5	30	350	.17
8MEGATECH250 X50FT	4657-0085	1/2	.78	250	1000	2.5	30	1	8.56
10MEGATECH 250XREEL	4657-2342	5/8	.93	250	1000	3.0	30	300	.24
10MEGATECH250 X50FT	4657-0086	5/8	.93	250	1000	3.0	30	1	12.14
12MEGATECH 250XREEL	4657-2343	3/4	1.06	250	1000	3.5	30	200	.28
12MEGATECH250 X50FT	4657-0087	3/4	1.06	250	1000	3.5	30	1	15.71
16MEGATECH 250XREEL	4657-2344	1	1.36	250	1000	4.0	30	150	.44
16MEGATECH250 X50FT	4657-0088	1	1.36	250	1000	4.0	30	1	21.98
20MEGATECH 250XCTN	4657-2345	1 1/4	1.65	250	1000	4.5	30	120	.56
20MEGATECH250 X50FT	4657-0089	1 1/4	1.65	250	1000	4.5	30	1	28.15

HOSE

HOSE/CPLG. SELECTION

G8K COUPLINGS

GLOBAL SPIRAL COUPLINGS

PCM / PCS FERRULES

MEGACRIMP COUPLINGS

STAINLESS STEEL

POWER CRIMP COUPLINGS

LOC, GL AND GLP COUPLINGS

POLARSEAL COUPLINGS

POLARSEAL II COUPLINGS

C14 COUPLINGS

PCTS THERMOPLASTIC COUPLINGS

FIELD ATTACHABLE G1 & G2 COUPLINGS

FIELD ATTACHABLE C5 & C5E COUPLINGS

SURELOK AIR BRAKE COUPLINGS

ADAPTERS

QUICK DISCONNECT COUPLERS

LIVE SWIVEL

BALL VALVES

ACCESSORIES

EQUIPMENT AND PARTS

MegaTech® G5TB Xtreme® Heat Oil-Air Return

HOSE

HOSE/CPLG. SELECTION

G8K COUPLINGS

GLOBALSPIRAL COUPLINGS

PCM / PCS FERRULES

MEGACRIMP COUPLINGS

STAINLESS STEEL

POWER CRIMP COUPLINGS

LOC, GL AND GLP COUPLINGS

POLARSEAL COUPLINGS

POLARSEAL II COUPLINGS

C14 COUPLINGS

PCTS THERMOPLASTIC COUPLINGS

FIELD ATTACHABLE G1 & G2 COUPLINGS

FIELD ATTACHABLE C5 & C5E COUPLINGS

SURELOK AIR BRAKE COUPLINGS

ADAPTERS

QUICK DISCONNECT COUPLERS

LIVE SWIVEL

BALL VALVES

ACCESSORIES

EQUIPMENT AND PARTS

Recommended For: For pressurized hot oil return lines and rotary oil lines. Meets the requirements of SAE J1405 performance specifications for high-temperature transmission and lubricating oil systems using petroleum base oils.

Tube: True-bore GTS (Gates Technical Spec.) black tube specifically compounded for temperature and chemical resistance (CPE - Type J).

Reinforcement: One or two braids of high-tensile steel wire.

Cover: Blue, oil and mildew resistant textile braid, impregnated with synthetic rubber.

Temperature Range: Petroleum-base fluids: -40°F to +302°F (-40°C to +150°C). Phosphate esters fluids as recommended by the fluid manufacturer, but within a range of -40°F to +212°F (-40°C to +100°C). For water emulsions see Temperature Limits Table.

Coupling Recommendation (See gates.com/ecrimp or Crimp Data Manual 35019)

GL Couplings (-24 and -32 only) (Section J)

GlobalSpiral™ Plus Couplings (-24 and -32) (Section E)

MegaCrimp® Couplings (Section G)



Description	Product No.	⊖	⊕	⊙	⊙	⊙	Standard Pack	Weight (Lbs.)
4MEGATECH G5TB X50FT	4657-4070	1/4	.59	3000	12000	2.0	1	12.40
4MEGATECH G5TBXREEL	4657-2183	1/4	.59	3000	12000	2.0	400	.24
6MEGATECH G5TB X50FT	4657-4071	3/8	.74	3000	12000	2.5	1	17.20
6MEGATECH G5TBXREEL	4657-2184	3/8	.74	3000	12000	2.5	350	.30
8MEGATECH G5TB X50FT	4657-4072	1/2	.86	3000	12000	3.5	1	18.80
8MEGATECH G5TBXREEL	4657-2185	1/2	.86	3000	12000	3.5	350	.37
10MEGATECH G5TBXREEL	4657-2186	5/8	.95	2000	8000	4.0	300	.43
12MEGATECH G5TBXREEL	4657-2187	3/4	1.10	2000	8000	4.7	200	.50
16MEGATECH G5TB X50FT	4657-4075	1	1.37	1000	4000	6.0	1	28.00
16MEGATECH G5TBXREEL	4657-2188	1	1.37	1000	4000	6.0	150	.66
20MEGATECH G5TB X25FT	4657-4079	1 1/4	1.67	1000	4000	8.5	1	22.00
20MEGATECH G5TB X50FT	4657-4076	1 1/4	1.67	1000	4000	8.5	1	50.60
20MEGATECH G5TBXCTN	4657-2189	1 1/4	1.67	1000	4000	8.5	100	.95
24MEGATECH G5TB X25FT	4657-4080	1 1/2	1.95	500	2000	9.5	1	27.75
24MEGATECH G5TB X50FT	4657-4077	1 1/2	1.95	500	2000	9.5	1	55.50
24MEGATECH G5TBXCTN	4657-2190	1 1/2	1.95	500	2000	9.5	100	1.11
32MEGATECH G5TB X25FT	4657-4081	2	2.53	500	2000	10.5	1	40.25
32MEGATECH G5TB X50FT	4657-4078	2	2.53	500	2000	10.5	1	80.50
32MEGATECH G5TBXCTN	4657-2191	2	2.53	500	2000	10.5	100	1.61

M500 Wire Braid Hose Low Pressure

Meets Flame Resistance Acceptance Designation "MSHA 2G"

Recommended For: Pilot lines, grease lines and pressure return lines, 500 psi or less pressure applications.

Tube: Black, oil resistant, synthetic rubber (Nitrile - Type C).

Reinforcement: One braid of high-tensile steel wire.

Cover: Black, oil and abrasion resistant, synthetic rubber, flame resistance (Nitrile/PVC - Type C2). Also available with unique abrasion resistant XtraTuff™ cover. See Hose Stock Characteristics.

Temperature Range: -40°F to +212°F (-40°C to +100°C).

Coupling Recommendation (See gates.com/ecrimp or Crimp Data Manual 35019)

GLP Couplings (-4 through -12) (Section J)

GlobalSpiral™ Couplings (-6 through -16) (Section E)






MegaCrimp® Couplings (Section G)



Description	Product No.	⊖	⊕	⊙	⊙	⊙	Standard Pack	Weight (Lbs.)
4M500 X50FT	4657-4087	1/4	.48	500	2000	2.0	1	6.00
4M500XREEL	4657-8027	1/4	.48	500	2000	2.0	440	.12
6M500 X50FT	4657-4088	3/8	.63	500	2000	2.5	1	9.20
6M500XREEL	4657-8028	3/8	.63	500	2000	2.5	330	.19

M500 Wire Braid Hose Low Pressure

Continued

Description	Product No.						Standard Pack	Weight (Lbs.)
8M500 X50FT	4657-4089	1/2	.76	500	2000	3.5	1	11.60
8M500XREEL	4657-8029	1/2	.76	500	2000	3.5	220	.26
10M500 X50FT	4657-4090	5/8	.93	500	2000	4.0	1	16.80
10M500XREEL	4657-8030	5/8	.93	500	2000	4.0	220	.34
12M500 X50FT	4657-4091	3/4	1.09	500	2000	4.7	1	20.60
12M500XREEL	4657-8031	3/4	1.09	500	2000	4.7	220	.46
16M500 X50FT	4657-4092	1	1.40	500	2000	6.0	1	32.14
16M500XREEL	4657-8032	1	1.40	500	2000	6.0	165	.63

M500 Wire Braid Hose - XtraTuff™ Low Pressure

Meets Flame Resistance Acceptance Designation "MSHA 2G"

Recommended For: Pilot lines, grease lines and pressure return lines, 500 psi or less pressure applications.

Tube: Black, oil resistant, synthetic rubber (NBR).

Reinforcement: One braid of high-tensile steel wire.

Cover: Black, oil and abrasion resistant, synthetic rubber, flame resistance. Also available in Standard cover. See Hose Stock Characteristics.






Temperature Range: -40°F to +212°F (-40°C to +100°C).

Coupling Recommendation (See gates.com/ecrimp or Crimp Data Manual 35019)

GlobalSpiral™ Couplings (-6 through -16) (Section E)

MegaCrimp® Couplings (Section G)



Description	Product No.						Standard Pack	Weight (Lbs.)
4M500-XTFXREEL	4657-8033	1/4	.48	500	2000	2.0	440	.11
6M500-XTFXREEL	4657-8034	3/8	.63	500	2000	2.5	330	.18
8M500-XTFXREEL	4657-8035	1/2	.76	500	2000	3.5	220	.26
10M500-XTFXREEL	4657-8036	5/8	.93	500	2000	4.0	220	.35
12M500-XTFXREEL	4657-8037	3/4	1.09	500	2000	4.7	220	.45
16M500-XTFXREEL	4657-8038	1	1.40	500	2000	6.0	165	.64

HOSE

HOSE/CPLG. SELECTION

G8K COUPLINGS

GLOBAL SPIRAL COUPLINGS

PCM / PCS FERRULES

MEGACRIMP COUPLINGS

STAINLESS STEEL

POWER CRIMP COUPLINGS

LOC. GL AND GLP COUPLINGS

POLARSEAL COUPLINGS

POLARSEAL II COUPLINGS

C14 COUPLINGS

PCTS THERMOPLASTIC COUPLINGS

FIELD ATTACHABLE G1 & G2 COUPLINGS

FIELD ATTACHABLE C5 & C5E COUPLINGS

SURELOK AIR BRAKE COUPLINGS

ADAPTERS

QUICK DISCONNECT COUPLERS

LIVE SWIVEL

BALL VALVES

ACCESSORIES

EQUIPMENT AND PARTS

TR500 High-Temp/Air Brake/Engine Hose

HOSE

HOSE/CPLG. SELECTION

Recommended For: Air brake hose, high temperature pressurized oil return lines and rotary oil/air compressor lines, engine and transmission coolant lines and lube oil lines. Meets the requirements of DOT FMVSS 106-74 (except dimensions) and SAE J1402 Type III for air brake hose (4, 6, 8, 10). Not recommended for gasoline or diesel fuel applications.

G8K COUPLINGS

Tube: Black (Nitrile - Type C). See Hose Stock Characteristics.

Reinforcement: One braid of high-tensile steel wire.

GLOBALSPIRAL COUPLINGS

Cover: Oil and mildew resistant, textile braid, impregnated with synthetic rubber.


PCM / PCS FERRULES

Temperature Range: -40°F to +250°F (-40°C to +121°C). For water emulsions see Temperature Limits Table.

Coupling Recommendation (See gates.com/ecrimp or Crimp Data Manual 35019)

MEGACRIMP COUPLINGS

GLP Couplings (Section J)
MegaCrimp® Couplings (Section G)



STAINLESS STEEL

Description	Product No.							Standard Pack	Weight (Lbs.)
4TR500 X50FT	4657-2600	1/4	.51	500	2000	1.0	30	1	5.84
4TR500XREEL	4657-2228	1/4	.51	500	2000	1.0	30	250	.12
6TR500 X50FT	4657-2601	3/8	.66	500	2000	1.8	30	1	9.49
6TR500XREEL	4657-2520	3/8	.66	500	2000	1.8	30	350	.19
8TR500 X50FT	4657-2602	1/2	.80	500	2000	2.3	30	1	11.42
8TR500XREEL	4657-2521	1/2	.80	500	2000	2.3	30	350	.23
10TR500 X50FT	4657-2603	5/8	.93	500	2000	2.8	30	1	14.59
10TR500XREEL	4657-2229	5/8	.93	500	2000	2.8	30	300	.29
12TR500 X50FT	4657-2604	3/4	1.04	500	2000	3.5	30	1	16.77
12TR500XREEL	4657-2230	3/4	1.04	500	2000	3.5	30	200	.34
16TR500 X50FT	4657-2605	1	1.30	500	2000	4.5	30	1	22.70
16TR500XREEL	4657-2231	1	1.30	500	2000	4.5	30	150	.45

NOTE: Federal law requires registration with the Department of Transportation for anyone producing air brake hose assemblies with swaged or crimped fittings. See Engineering and Technical Data Section for compliance.

C14 COUPLINGS

G3H High-Temp 2-Fiber Braid Hose - SAE 100R3 Medium Pressure

PCTS THERMOPLASTIC COUPLINGS

Recommended For: Hydraulic oil lines, anti-freeze solutions or water. Meets or exceeds requirements of SAE 100R3.

FIELD ATTACHABLE G1 & G2 COUPLINGS

Tube: Black, synthetic rubber (Nitrile - Type C). See Hose Stock Characteristics.

FIELD ATTACHABLE C5 & C5E COUPLINGS

Reinforcement: Two fiber braids.

SURELOK AIR BRAKE COUPLINGS

Cover: Black, oil and abrasion resistant, synthetic rubber (Neoprene - Type A). See Hose Stock Characteristics.

Temperature Range: For hydraulic oil lines -40°F to +275°F (-40°C to +135°C). For water emulsions see Temperature Limits Table.

ADAPTERS

Coupling Recommendation (See gates.com/ecrimp or Crimp Data Manual 35019)









MegaCrimp® Couplings (-4, -6, -8, -10) (Section G)

QUICK DISCONNECT COUPLERS

Description	Product No.							Standard Pack	Weight (Lbs.)
4G3H X25FT	3319-4263	1/4	.56	1250	5000	3.0	28	1	3.35
4G3HXCTN	3319-0088	1/4	.56	1250	5000	3.0	28	455	.13
5G3H X50FT	3319-4717	5/16	.66	1200	4800	3.5	28	1	9.25
5G3HXCTN	3319-4287	5/16	.66	1200	4800	3.5	28	330	.18
6G3H X25FT	3319-4262	3/8	.75	1125	4500	4.0	28	1	5.37
6G3HXCTN	3319-0087	3/8	.75	1125	4500	4.0	28	350	.22
8G3H X25FT	3319-4261	1/2	.94	1000	4000	5.0	28	1	8.08
8G3HXCTN	3319-0090	1/2	.94	1000	4000	5.0	28	225	.32
10G3HXCTN	3319-4288	5/8	1.10	900	3600	5.5	28	200	.38
12G3H X25FT	3319-4265	3/4	1.25	750	3000	6.0	28	1	12.48
12G3HXCTN	3319-0091	3/4	1.25	750	3000	6.0	28	160	.48

G3H High-Temp 2-Fiber Braid Hose - SAE 100R3
Medium Pressure

Continued

Description	Product No.							Standard Pack	Weight (Lbs.)
16G3H X25FT	3319-4264	1	1.50	565	2260	8.0	20	1	15.43
16G3HXCTN	3319-0092	1	1.50	565	2260	8.0	20	120	.62
20G3H X50FT	3319-4718	1 1/4	1.75	375	1500	10.0	15	1	32.00
20G3HXCTN	3319-0071	1 1/4	1.75	375	1500	10.0	15	120	.74
24G3H X50FT	3319-4719	1 1/2	1.94	300	1200	12.0	10	1	50.60
24G3HXCTN	3319-4289	1 1/2	1.94	300	1200	12.0	10	120	.88

GTH High-Temp 1-Fiber Braid Hose - SAE 100R6
Low Pressure

Recommended For: Hydraulic oil lines, heavy-duty transmission oil cooler lines and glycol anti-freeze solutions. Meets or exceeds requirements of SAE 100R6.

Tube: Black, specially compounded, synthetic rubber (Nitrile - Type C). See Hose Stock Characteristics.

Reinforcement: One fiber braid.

Cover: Black, oil and abrasion resistant, synthetic rubber (Neoprene - Type A). See Hose Stock Characteristics.

Temperature Range: For hydraulic oil lines -40°F to +275°F (-40°C to +135°C). For water emulsions see Temperature Limits Table.







Coupling Recommendation (See gates.com/ecrimp or Crimp Data Manual 35019)

GLP Couplings (except -3 and -5) (Section J)

MegaCrimp® Couplings (except -3) (Section G)

Power Crimp® Couplings (-3 only) (Section I)



Description	Product No.							Standard Pack	Weight (Lbs.)
3GTHXCTN	3319-3301	3/16	.44	500	2000	2.0	28	715	.08
4GTHXCTN	3319-3305	1/4	.50	400	1600	2.5	28	775	.09
5GTH X50FT	3319-0305	5/16	.56	400	1600	3.0	28	1	5.50
5GTH XBULK	3319-3309	5/16	.56	400	1600	3.0	28	250	.10
5GTHXCTN	3319-3310	5/16	.56	400	1600	3.0	28	650	.11
8GTH X50FT	3319-3317	1/2	.78	400	1600	4.0	18	1	8.45
8GTHXCTN	3319-3320	1/2	.78	400	1600	4.0	18	400	.18
8GTHXREEL	3319-3323	1/2	.78	400	1600	4.0	18	200	.17
10GTH X25FT	3319-4268	5/8	.91	350	1400	5.0	15	1	5.18
10GTHXCTN	3319-3325	5/8	.91	350	1400	5.0	15	250	.23
12GTHXCTN	3319-3335	3/4	1.06	300	1200	5.5	15	225	.29
16GTHXCTN	3319-3345	1	1.13	250	1000	8.0	10	165	.40

HOSE

HOSE/CPLG. SELECTION

G8K COUPLINGS

GLOBALSPIRAL COUPLINGS

PCM / PCS FERRULES

MEGACRIMP COUPLINGS

STAINLESS STEEL

POWER CRIMP COUPLINGS

LOC. GL AND GLP COUPLINGS

POLARSEAL COUPLINGS

POLARSEAL II COUPLINGS

C14 COUPLINGS

PCTS THERMOPLASTIC COUPLINGS

FIELD ATTACHABLE G1 & G2 COUPLINGS

FIELD ATTACHABLE C5 & C5E COUPLINGS

SURELOK AIR BRAKE COUPLINGS

ADAPTERS

QUICK DISCONNECT COUPLERS

LIVE SWIVEL

BALL VALVES

ACCESSORIES

EQUIPMENT AND PARTS

GTHX High-Temp Fiber Spiral Hose - SAE 100R6 Low Pressure

HOSE

Recommended For: Hydraulic oil lines, heavy-duty transmission oil cooler lines and glycol anti-freeze solutions. Meets or exceeds requirements of SAE 100R6.

Tube: Black, specially compounded, synthetic rubber (Nitrile - Type C). See Hose Stock Characteristics.

Reinforcement: Spiraled synthetic fiber.

Cover: Black, oil and abrasion resistant, synthetic rubber (Neoprene - Type A). See Hose Stock Characteristics.

Temperature Range: For hydraulic oil lines -40°F to +275°F (-40°C to +135°C). For water emulsions see Temperature Limits Table.

Coupling Recommendation (See gates.com/ecrimp or Crimp Data Manual 35019)
MegaCrimp® Couplings (Section G)



Description	Product No.							Standard Pack	Weight (Lbs.)
6GTHX X50FT	3289-0005	3/8	.63	400	1600	3.0	28	1	6.00
6GTHX XREEL	3289-0002	3/8	.63	400	1600	3.0	28	300	.13

GMV Global MegaVac® Return Line and Suction Hose Low Pressure

Meets Flame Resistance Acceptance Designation "MSHA 2G"

Recommended For: Petroleum and water-base hydraulic fluids in suction lines or in low pressure return lines. Meets or exceeds requirements of SAE 100R4. Uses half the bend radius of SAE 100R4. Meets marine ABS with use of HeatGuard® high temp sleeve.

Tube: Black, synthetic rubber is specifically designed for resistance to high temperatures (Nitrile - Type C). See Hose Stock Characteristics.

Reinforcement: Double spiral textile (braid for -12, -16 and -20) reinforced with a helical spiral-wire to prevent collapse.

Cover: Black synthetic rubber is oil and abrasion resistant (Neoprene - Type A). See Hose Stock Characteristics.

Temperature Range: -40°F to +275°F (-40°C to +135°C). For water emulsions see Temperature Limits Table.

Coupling Recommendation (See gates.com/ecrimp or Crimp Data Manual 35019)

GL Couplings (-12 through -40) (Section J)
GlobalSpiral™ Plus Couplings (-24 and -32) (Section E)
MegaCrimp® Couplings (-12 through -20) (Section G)
Use clamp over beaded nipple.



Description	Product No.							Standard Pack	Weight (Lbs.)
12GMV X25FT	4504-0961	3/4	1.22	350	1400	2.5	25	1	11.22
12GMVXCTN	4504-0123	3/4	1.22	350	1400	2.5	25	100	.45
16GMV X25FT	4504-0962	1	1.45	300	1200	3.0	25	1	13.52
16GMVXCTN	4504-0003	1	1.45	300	1200	3.0	25	100	.54
20GMV X25FT	4504-0963	1 1/4	1.76	250	1000	4.0	25	1	19.17
20GMVXCTN	4504-0004	1 1/4	1.76	250	1000	4.0	25	100	.77
24GMV X25FT	3105-0030	1 1/2	1.95	160	640	5.0	25	1	25.30
24GMV X100FT	3105-0004	1 1/2	1.95	160	640	5.0	25	100	.91
32GMV X25FT	3105-0031	2	2.47	115	460	6.0	25	1	34.00
32GMV X100FT	3105-0006	2	2.47	115	460	6.0	25	100	1.16
36GMVXCTN*	3105-0008	2 1/4	2.76	90	360	7.0	25	100	1.26
40GMV X100FT	3105-0010	2 1/2	3.02	70	280	7.0	25	100	1.39
48GMV X100FT	3105-0014	3	3.51	60	240	9.0	25	100	1.63
56GMV X100FT	3105-0015	3 1/2	4.01	55	220	10.0	25	100	1.80
64GMV X100FT	3105-0018	4	4.51	55	220	12.0	25	100	2.05

*Stem and clamp only, no Gates couplings available.

G4H MegaVac® Return Line and Suction Hose Low Pressure

Meets Flame Resistance Acceptance Designation "MSHA 2G"

Recommended For: Petroleum and water-base hydraulic fluids in suction lines or in low pressure return lines. Meets or exceeds requirements of SAE 100R4 (except 1" I.D.). Uses half the bend radius of SAE 100R4.

Tube: Black, synthetic rubber is specifically designed for resistance to high temperatures (Nitrile - Type C). See Hose Stock Characteristics.

Reinforcement: Double spiral textile reinforced with a helical spiral-wire to prevent collapse.

Cover: Black synthetic rubber is oil and abrasion resistant (Neoprene - Type A). See Hose Stock Characteristics.

Temperature Range: -40°F to +275°F (-40°C to +135°C). For water emulsions see Temperature Limits Table.

Coupling Recommendation (See gates.com/ecrimp or Crimp Data Manual 35019)

MegaCrimp® Couplings (-12 and -16) (Section G)

Use clamp over beaded nipple.



Description	Product No.							Standard Pack	Weight (Lbs.)
12G4H X25FT	3105-0027	3/4	1.17	300	1200	2.5	25	1	10.77
12G4HXCTN	3105-0022	3/4	1.17	300	1200	2.5	25	100	.42
16G4H X25FT	3105-0028	1	1.43	250	1000	3.0	25	1	13.30
16G4HXCTN	3105-0001	1	1.43	250	1000	3.0	25	100	.54
20G4H X25FT	3105-0029	1 1/4	1.68	200	800	4.0	25	1	15.14
20G4HXCTN	3105-0036	1 1/4	1.68	200	800	4.0	25	100	.62

RLA 1-Fiber Braid Return Line and Low Pressure Hose Low Pressure

Meets Flame Resistance Acceptance Designation "MSHA 2G"

Recommended For: Low-pressure hydraulic oil return lines for general purpose water, glycol antifreeze solutions, conveying diesel fuel, gasoline or air. Meets SAE 30R2 performance requirements (except dimensions and tolerance) for fuel and B20 constant contact up to 125°F biodiesel fuel transfer applications.

Tube: Black, oil resistant, synthetic rubber (Nitrile - Type C). See Hose Stock Characteristics.

Reinforcement: One fiber braid (-3 to -10). Spiral braid (-12 to -16).

Cover: Black, synthetic rubber. Oil and abrasion resistant (Modified Nitrile - Type C2). See Hose Stock Characteristics.

Temperature Range: -40°F to +212°F (-40°C to +100°C). Air to +160°F (+71°C) only. For water emulsions see Temperature Limits Table.

Coupling Recommendation (See gates.com/ecrimp or Crimp Data Manual 35019)

GLP Couplings (except -3, -5 and -16) (Section J)

MegaCrimp® Couplings (except -3) (Section G)

Power Crimp® Couplings (-3 only) (Section I)



Description	Product No.							Standard Pack	Weight (Lbs.)
3RLA X25FT	3284-4028	3/16	.41	250	1000	3.0	28	1	1.68
3RLAXREEL	3284-0110	3/16	.41	250	1000	3.0	28	550	.07
4RLA X25FT	3284-4029	1/4	.50	250	1000	3.0	28	1	2.39
4RLAXREEL	3284-0120	1/4	.50	250	1000	3.0	28	550	.10
5RLA X25FT	3284-4030	5/16	.56	250	1000	4.0	28	1	2.77
5RLAXREEL	3284-0130	5/16	.56	250	1000	4.0	28	550	.12
6RLA X25FT	3284-4031	3/8	.66	250	1000	4.0	28	1	3.71
6RLAXREEL	3284-0140	3/8	.66	250	1000	4.0	28	550	.15
8RLA X25FT	3284-4032	1/2	.81	200	800	5.0	20	1	5.05
8RLAXREEL	3284-0150	1/2	.81	200	800	5.0	20	550	.23
10RLA X25FT	3284-4033	5/8	.94	200	800	6.0	15	1	6.43
10RLAXREEL	3284-0160	5/8	.94	200	800	6.0	15	550	.26
12RLA X25FT	3284-4088	3/4	1.09	200	800	6.0	10	1	8.10

HOSE

HOSE/CPLG. SELECTION

G8K COUPLINGS

GLOBALSPIRAL COUPLINGS

PCM / PCS FERRULES

MEGACRIMP COUPLINGS

STAINLESS STEEL

POWER CRIMP COUPLINGS

LOC. GL AND GLP COUPLINGS

POLARSEAL COUPLINGS

POLARSEAL II COUPLINGS

C14 COUPLINGS

PCTS THERMOPLASTIC COUPLINGS

FIELD ATTACHABLE G1 & G2 COUPLINGS

FIELD ATTACHABLE C5 & C5E COUPLINGS

SURELOK AIR BRAKE COUPLINGS

ADAPTERS

QUICK DISCONNECT COUPLERS

LIVE SWIVEL







BALL VALVES

ACCESSORIES







EQUIPMENT AND PARTS

RLA 1-Fiber Braid Return Line and Low Pressure Hose Low Pressure

Continued

HOSE	Description	Product No.							Standard Pack	Weight (Lbs.)
HOSE/CPLG. SELECTION	12RLAXREEL	3284-0170	3/4	1.09	200	800	6.0	10	650	.32
G8K COUPLINGS	16RLA X25FT	3284-4181	1	1.34	160	640	8.0	10	1	10.31
	16RLAXREEL	3284-0180	1	1.34	160	640	8.0	10	400	.41
GLOBALSPIRAL COUPLINGS										

RLC 3-Fiber Braid Return Line and Low Pressure Hose Low Pressure

HOSE	Description	Product No.							Standard Pack	Weight (Lbs.)
MEGACRIMP COUPLINGS	<p>Recommended For: Petroleum-base hydraulic oils, glycol antifreeze, air or water in low pressure fluid transfer or hydraulic system return lines. Generally connected to 100R4 stems, beaded nipples, or tube type ports with worm gear clamps.</p> <p>Tube: Black, oil resistant, synthetic rubber (Nitrile - Type C). See Hose Stock Characteristics.</p> <p>Reinforcement: Three fiber braids.</p> <p>Cover: Black, oil and abrasion resistant, synthetic rubber (Modified Nitrile - Type C2). See Hose Stock Characteristics.</p> <p>Temperature Range: For hydraulic oil lines -40°F to +275°F (-40°C to +135°C); air to +160°F (+71°C) only. For water emulsions see Temperature Limits Table.</p> <p>Coupling Recommendation (See gates.com/ecrimp or Crimp Data Manual 35019) Use barbed stem or beaded-tube with clamps only.</p>									
STAINLESS STEEL										
POWER CRIMP COUPLINGS										
LOC, GL AND GLP COUPLINGS										
POLARSEAL COUPLINGS										
POLARSEAL II COUPLINGS										
C14 COUPLINGS	16RLCXCTN	3319-0261	1	1.62	200	800	9.0	25	50	.75
PCTS THERMOPLASTIC COUPLINGS	20RLCXCTN	3319-0263	1 1/4	1.88	200	800	10.0	25	50	.88
	24RLCXCTN	3319-0264	1 1/2	2.12	200	800	11.0	25	100	.95
	28RLCXCTN	3319-0265	1 3/4	2.38	200	800	12.0	25	50	1.05
	32RLCXCTN	3319-0266	2	2.56	200	800	13.0	25	50	1.30
	36RLCXCTN	3319-0267	2 1/4	2.87	150	600	14.0	25	50	1.50
FIELD ATTACHABLE G1 & G2 COUPLINGS	40RLCXCTN	3319-0268	2 1/2	3.12	150	600	16.0	25	50	1.81
	48RLCXCTN	3319-0270	3	3.62	150	600	20.0	25	50	2.28
	56RLCXCTN	3319-0272	3 1/2	4.12	150	600	24.0	25	50	2.58
FIELD ATTACHABLE C5 & C5E COUPLINGS	72RLC X10FT	3319-0273	4 1/2	5.19	100	400	54.0	25	10	3.50



MEGACRIMP COUPLINGS										
STAINLESS STEEL										
POWER CRIMP COUPLINGS										
LOC, GL AND GLP COUPLINGS										
POLARSEAL COUPLINGS										
POLARSEAL II COUPLINGS										
C14 COUPLINGS										
PCTS THERMOPLASTIC COUPLINGS										
FIELD ATTACHABLE G1 & G2 COUPLINGS										
FIELD ATTACHABLE C5 & C5E COUPLINGS										
SURELOK AIR BRAKE COUPLINGS										
ADAPTERS										
QUICK DISCONNECT COUPLERS										
LIVE SWIVEL										
BALL VALVES										
ACCESSORIES										
EQUIPMENT AND PARTS										

MegaTech® LOC 1-Fiber Braid High-Temp Lock-On Hose Low Pressure

Recommended For: High-temperature (302°F) transmission oil cooler lines, pressurized hot oil return lines and turbocharger oil supply lines. Meets or exceeds SAE J1405 performance specifications for high-temperature transmission and lubricating oil systems using petroleum base oils.

Tube: True-bore GTS (Gates Technical Spec.) black tube specifically compounded for temperature and chemical resistance (CPE - Type J).

Reinforcement: One fiber braid.

Cover: Oil and mildew resistant, textile braid, impregnated with synthetic rubber.

Temperature Range: -40°F to +302°F (-40°C to +150°C).

Coupling Recommendation (See gates.com/ecrimp or Crimp Data Manual 35019)

Field Attachable LOC Couplings (Section J)

GLP Couplings (-4 through -12) (Section J)

MegaCrimp® Couplings (-16) (Section G)



Description	Product No.						Standard Pack	Weight (Lbs.)
4MEGATECHLOCXREEL	4319-0106	1/4	.50	300	1200	3.0	575	.10
6MEGATECHLOCXREEL	4319-0107	3/8	.64	300	1200	3.0	600	.12
8MEGATECHLOCXREEL	4319-0108	1/2	.78	300	1200	5.0	335	.16
10MEGATECHLOCXREEL	4319-0109	5/8	.91	300	1200	6.0	260	.21
12MEGATECHLOCXREEL	4319-0110	3/4	1.08	300	1200	7.0	220	.25
16MEGATECHLOCXREEL	4319-0111	1	1.33	300	1200	7.0	200	.34

LOC 1-Fiber Braid Lock-On Hose Low Pressure

Recommended For: Petroleum-base hydraulic oils, glycol antifreeze compounds, water, engine lubricating oils and air. Lock-On hose and couplings are NOT recommended for vibration or pressure surge applications, such as permanent piping in residential or commercial buildings. Meets SAE 30R2, SAE 30R6 and SAE 30R7 performance (except OD and tolerance) for fuel and B20 biodiesel fuel transfer applications up to +125°F.

Tube: Black, oil resistant, synthetic rubber (Nitrile - Type C). See Hose Stock Characteristics.

Reinforcement: One fiber braid.

Cover: Oil and mildew resistant, textile braid, impregnated with synthetic rubber.

Temperature Range: -40°F to +250°F (-40°C to +121°C). For air: -40°F to +160°F (-40°C to +71°C). For water emulsions see Temperature Limits Table.

Coupling Recommendation (See gates.com/ecrimp or Crimp Data Manual 35019)

Field Attachable LOC Couplings (Section J)

GLP Couplings (Section J)

Use clamp over beaded nipple.



Description	Product No.						Standard Pack	Weight (Lbs.)
4LOC X50FT	4319-4935	1/4	.52	300	1200	3.0	1	4.56
4LOCXREEL	4319-0112	1/4	.52	300	1200	3.0	300	.09
6LOC X50FT	4319-4936	3/8	.64	300	1200	3.0	1	5.73
6LOCXREEL	4319-0113	3/8	.64	300	1200	3.0	300	.11
8LOC X50FT	4319-4937	1/2	.80	300	1200	5.0	1	7.55
8LOCXREEL	4319-0114	1/2	.80	300	1200	5.0	300	.15
10LOCXREEL	4319-0115	5/8	.90	300	1200	6.0	250	.21
12LOCXREEL	4319-0116	3/4	1.00	300	1200	7.0	225	.25

HOSE

HOSE/CPLG. SELECTION

G8K COUPLINGS

GLOBALSPIRAL COUPLINGS

PCM / PCS FERRULES

MEGACRIMP COUPLINGS

STAINLESS STEEL

POWER CRIMP COUPLINGS

LOC, GL AND GLP COUPLINGS

POLARSEAL COUPLINGS

POLARSEAL II COUPLINGS

C14 COUPLINGS

PCTS THERMOPLASTIC COUPLINGS

FIELD ATTACHABLE G1 & G2 COUPLINGS

FIELD ATTACHABLE C5 & C5E COUPLINGS

SURELOK AIR BRAKE COUPLINGS

ADAPTERS

QUICK DISCONNECT COUPLERS

LIVE SWIVEL

BALL VALVES

ACCESSORIES

EQUIPMENT AND PARTS

LOL Plus Lock-On Hose Low Pressure

HOSE

Black Cover Only Meets Flame Resistance Acceptance Designation "MSHA 2G".

Recommended For: Petroleum-base hydraulic oils, water, glycol antifreeze solutions, engine lubricating oils, and air. Lock-On hose and couplings are NOT recommended for pressure surge applications or critical applications, such as permanent piping in residential or commercial buildings. Do not use for gasoline or diesel fuels, unless approved by Gates H/C Product Application.

Tube: Black, oil resistant, synthetic rubber highly resistant to oil and heat (Nitrile - Type C). See Hose Stock Characteristics.

Reinforcement: One fiber braid.

Cover: Oil and abrasion resistant synthetic rubber (Modified Nitrile - Type C2). Available in black Neoprene (LOLA), blue (LOLB), green (LOLG), red (LOLR), yellow (LOLY) and gray (LOLC) colors.

Temperature Range: -40°F to +212°F (-40°C to +100°C). Air to +160°F (+71°C) only. For water emulsions see Temperature Limits Table.

Coupling Recommendation (See gates.com/ecrimp or Crimp Data Manual 35019)

Field Attachable LOC Couplings (Section J)

GLP Couplings (except -3) (Section J)

Use clamp over beaded nipple.



Description	Product No.							Standard Pack	Weight (Lbs.)
3LOLAXREEL*	3284-2500	3/16	.41	300	1200	3.0	28	300	.07
3LOLBXREEL*	3284-2510	3/16	.41	300	1200	3.0	28	300	.07
3LOLCXREEL**	3284-2520	3/16	.41	300	1200	3.0	28	300	.07
3LOLGXREEL***	3284-2530	3/16	.41	300	1200	3.0	28	300	.07
3LOLRXREEL*	3284-2540	3/16	.41	300	1200	3.0	28	300	.07
3LOLYXREEL***	3284-2560	3/16	.41	300	1200	3.0	28	300	.07
4LOLA X50FT	3284-2266	1/4	.47	300	1200	3.0	28	1	3.99
4LOLAXREEL	3284-2501	1/4	.47	300	1200	3.0	28	475	.08
4LOLB X25FT	3284-2272	1/4	.47	300	1200	3.0	28	1	1.96
4LOLBXREEL	3284-2511	1/4	.47	300	1200	3.0	28	475	.08
4LOLCXREEL	3284-2521	1/4	.47	300	1200	3.0	28	475	.08
4LOLG X25FT	3284-2277	1/4	.47	300	1200	3.0	28	1	1.97
4LOLGXREEL	3284-2531	1/4	.47	300	1200	3.0	28	475	.08
4LOLR X25FT	3284-2281	1/4	.47	300	1200	3.0	28	1	1.97
4LOLRXREEL	3284-2541	1/4	.47	300	1200	3.0	28	475	.08
4LOLYXREEL	3284-2561	1/4	.47	300	1200	3.0	28	475	.08
5LOLA X25FT	3284-2297	5/16	.55	300	1200	3.0	28	1	2.57
5LOLA X50FT	3284-2267	5/16	.55	300	1200	3.0	28	1	5.13
5LOLAXREEL	3284-2502	5/16	.55	300	1200	3.0	28	300	.10
6LOLA X50FT	3284-2268	3/8	.63	300	1200	3.0	28	1	6.36
6LOLAXREEL	3284-2503	3/8	.63	300	1200	3.0	28	300	.13
6LOLB X25FT	3284-2273	3/8	.63	300	1200	3.0	28	1	3.12
6LOLBXREEL	3284-2513	3/8	.63	300	1200	3.0	28	300	.13
6LOLCXREEL	3284-2523	3/8	.63	300	1200	3.0	28	300	.13
6LOLG X25FT	3284-2278	3/8	.63	300	1200	3.0	28	1	3.14
6LOLGXREEL	3284-2533	3/8	.63	300	1200	3.0	28	300	.13
6LOLR X25FT	3284-2282	3/8	.63	300	1200	3.0	28	1	3.14
6LOLRXREEL	3284-2543	3/8	.63	300	1200	3.0	28	300	.13
6LOLYXREEL	3284-2563	3/8	.63	300	1200	3.0	28	300	.13
8LOLA X50FT	3284-2269	1/2	.77	300	1200	5.0	28	1	8.55
8LOLAXREEL	3284-2504	1/2	.77	300	1200	5.0	28	300	.17
8LOLB X25FT	3284-2274	1/2	.77	300	1200	5.0	28	1	4.19
8LOLBXREEL	3284-2515	1/2	.77	300	1200	5.0	28	300	.17
8LOLCXREEL	3284-2525	1/2	.77	300	1200	5.0	28	300	.17
8LOLG X25FT	3284-2279	1/2	.77	300	1200	5.0	28	1	4.21
8LOLGXREEL	3284-2535	1/2	.77	300	1200	5.0	28	300	.17
8LOLR X25FT	3284-2283	1/2	.77	300	1200	5.0	28	1	4.21
8LOLRXREEL	3284-2545	1/2	.77	300	1200	5.0	28	300	.17
8LOLYXREEL	3284-2565	1/2	.77	300	1200	5.0	28	300	.17

*Couplings for this size are available on special order only.

**Special hose, subject to minimum order requirements if not in inventory.

NOTE: LOL Lock-On Hose is packaged in UPS shippable reels.

NOTE: The use of clamps with LOC Couplings is not recommended.

LOL Plus Lock-On Hose Low Pressure

Continued

Description	Product No.							Standard Pack	Weight (Lbs.)
10LOLA X50FT	3284-2270	5/8	.94	300	1200	6.0	28	1	12.10
10LOLAXREEL	3284-2505	5/8	.94	300	1200	6.0	28	250	.23
10LOLB X25FT	3284-2275	5/8	.94	300	1200	6.0	28	1	5.95
10LOLBXREEL	3284-2517	5/8	.94	300	1200	6.0	28	250	.23
10LOLCXREEL	3284-2527	5/8	.94	300	1200	6.0	28	250	.23
10LOLGXREEL*	3284-2537	5/8	.94	300	1200	6.0	28	250	.23
10LOLRXREEL*	3284-2547	5/8	.94	300	1200	6.0	28	250	.23
10LOLYXREEL*	3284-2567	5/8	.94	300	1200	6.0	28	250	.23
12LOLA X50FT	3284-2271	3/4	1.06	300	1200	7.0	15	1	13.93
12LOLAXREEL	3284-2506	3/4	1.06	300	1200	7.0	15	225	.28
12LOLB X25FT	3284-2276	3/4	1.06	300	1200	7.0	15	1	6.85
12LOLBXREEL	3284-2519	3/4	1.06	300	1200	7.0	15	225	.28
12LOLCXREEL	3284-2529	3/4	1.06	300	1200	7.0	15	225	.28
12LOLG X25FT	3284-2280	3/4	1.06	300	1200	7.0	15	1	6.87
12LOLGXREEL	3284-2536	3/4	1.06	300	1200	7.0	15	225	.28
12LOLR X25FT	3284-2284	3/4	1.06	300	1200	7.0	15	1	6.87
12LOLRXREEL	3284-2549	3/4	1.06	300	1200	7.0	15	225	.28
12LOLYXREEL	3284-2569	3/4	1.06	300	1200	7.0	15	225	.28

*Special hose, subject to minimum order requirements if not in inventory.

NOTE: LOL Lock-On Hose is packaged in UPS shippable reels.

NOTE: The use of clamps with LOC Couplings is not recommended.

C5C Hydraulic Hose - SAE 100R5

DOT FMVSS 106-74 Type All and SAE J1402 Type All for air brake applications (-4 to -12).

Recommended For: Medium pressure hydraulic petroleum-based oil lines in impulse applications, lube oil, air and water in applications such as air brakes, power steering (CAUTION: Intended for heavy-duty commercial vehicle use only), turbocharger oil supplies, tilt cab cylinders, transmission coolant and filtration lines. Meets or exceeds requirements of SAE 100R5 for traditional hydraulic applications, DOT FMVSS 106-74 Type All and SAE J1402 Type All for air brake applications (-4 to -12). Not recommended for gasoline or diesel fuel.

Tube: -4 and -5: black, oil and heat resistant synthetic rubber (Neoprene - Type A); -6 through -40: (Nitrile - Type C). See Hose Stock Characteristics.

Reinforcement: One braid of high-tensile carbon steel wire over one braid of polyester.

Cover: Black, oil and mildew resistant, polyester braid impregnated with synthetic rubber.

Temperature Range: Under SAE 100R5 (hydraulic) conditions -40°F to +212°F (-40°C to +100°C). Air to +160°F (+71°C) only. Avoid continuous use at maximum temperature concurrent with maximum working pressures. For water emulsions see Temperature Limits Table.

Coupling Recommendation (See gates.com/ecrimp or Crimp Data Manual 35019)
C5 Field Attachable Couplings (Section P)



Description	Product No.						Standard Pack	Weight (Lbs.)
4C5C X50FT	3658-1762	3/16	.52	3000	12000	3.0	1	8.30
4C5CXREEL	3658-1775	3/16	.52	3000	12000	3.0	440	.16
5C5C X50FT	3658-1763	1/4	.58	3000	12000	3.4	1	8.50
5C5CXREEL	3658-1776	1/4	.58	3000	12000	3.4	385	.19
6C5C X50FT	3658-1764	5/16	.67	2250	9000	4.0	1	10.50
6C5CXREEL	3658-1777	5/16	.67	2250	9000	4.0	385	.24

NOTE: Federal law requires registration with the Department of Transportation for anyone producing air brake hose assemblies with swaged or crimped fittings. See Engineering and Technical Data Section for compliance.

HOSE

HOSE/CPLG. SELECTION

G8K COUPLINGS

GLOBALSPIRAL COUPLINGS

PCM / PCS FERRULES

MEGACRIMP COUPLINGS

STAINLESS STEEL

POWER CRIMP COUPLINGS

LOC, GL AND GLP COUPLINGS

POLARSEAL COUPLINGS

POLARSEAL II COUPLINGS

C14 COUPLINGS

PCTS THERMOPLASTIC COUPLINGS

FIELD ATTACHABLE G1 & G2 COUPLINGS

FIELD ATTACHABLE C5 & C5E COUPLINGS

SURELOK AIR BRAKE COUPLINGS

ADAPTERS

QUICK DISCONNECT COUPLERS

LIVE SWIVEL






BALL VALVES

ACCESSORIES

EQUIPMENT AND PARTS

C5C Hydraulic Hose - SAE 100R5

Continued

HOSE	Description	Product No.						Standard Pack	Weight (Lbs.)
HOSE/CPLG. SELECTION	8C5C X50FT	3658-1765	13/32	.77	2000	8000	4.6	1	11.50
	8C5CXREEL	3658-1778	13/32	.77	2000	8000	4.6	330	.28
G8K COUPLINGS	10C5C X50FT	3658-1766	1/2	.92	1750	7000	5.5	1	18.85
	10C5CXREEL	3658-1779	1/2	.92	1750	7000	5.5	275	.38
GLOBAL SPIRAL COUPLINGS	12C5C X50FT	3658-1767	5/8	1.08	1500	6000	6.5	1	20.50
	12C5CXREEL	3658-1780	5/8	1.08	1500	6000	6.5	220	.47
PCM / PCS FERRULES	16C5C X50FT	3658-1768	7/8	1.23	800	3200	7.4	1	22.66
	16C5CXREEL	3658-1781	7/8	1.23	800	3200	7.4	165	.57
MEGACRIMP COUPLINGS	20C5C X25FT	3658-1772	1 1/8	1.50	625	2500	9.0	1	13.39
	20C5CXCTN	3658-1758	1 1/8	1.50	625	2500	9.0	100	.54
	24C5CXCTN	3658-1759	1 3/8	1.75	500	2000	10.5	100	.60
STAINLESS STEEL	32C5CXCTN	3658-1760	1 13/16	2.22	350	1400	13.3	100	.84
	40C5CXCTN	3658-1761	2 3/8	2.88	350	1400	24.0	50	1.23

NOTE: Federal law requires registration with the Department of Transportation for anyone producing air brake hose assemblies with swaged or crimped fittings. See Engineering and Technical Data Section for compliance.

C5C-XH Xtreme® Heat Hose - SAE 100R5

DOT FMVSS 106-74 Type All and SAE J1402 Type All for (-4 to -12).

Recommended For: Extremely high temperature petroleum based or phosphate ester fluids, turbo charger oil supply and hot lube oil lines. Meets the requirements of SAE J1405 performance specifications for high temperature transmission and lubrication oil systems.

Tube: Black, oil and heat resistant synthetic polymer tube (CPE - Type J). See Hose Stock Characteristics.

Reinforcement: Braided, high tensile wire and textile.






Cover: Blue, oil and mildew resistant polyester/textile braid impregnated with synthetic rubber

Temperature Range: -40°F to +302°F (-40°C to +150°C).

Coupling Recommendation (See gates.com/ecrimp or Crimp Data Manual 35019)

C5 Field Attachable Couplings (-6, -10, -16 and -20) (Section P)
C5X Field Attachable Couplings (-5, -8, and -12 Only) (Section P) Crimp options are MegaCrimp®, GlobalSpiral™ (depending on size)



HOSE	Description	Product No.						Standard Pack	Weight (Lbs.)
SURELOK AIR BRAKE COUPLINGS	5C5CXH X50FT	3658-4001	1/4	.58	3000	12000	3.4	1	9.30
	5C5CXHXREEL	3658-0151	1/4	.58	3000	12000	3.4	385	.19
ADAPTERS	6C5CXH X50FT	3658-4002	5/16	.67	2250	9000	4.0	1	11.00
	6C5CXHXREEL	3658-0152	5/16	.67	2250	9000	4.0	385	.22
QUICK DISCONNECT COUPLERS	8C5CXH X50FT	3658-4003	13/32	.77	2000	8000	4.6	1	12.50
	8C5CXHXREEL	3658-0153	13/32	.77	2000	8000	4.6	330	.25
	10C5CXH X50FT	3658-4004	1/2	.92	1750	7000	5.5	1	19.14
LIVE SWIVEL	10C5CXHXREEL	3658-0154	1/2	.92	1750	7000	5.5	275	.38
	12C5CXH X50FT	3658-4005	5/8	1.08	1500	6000	6.5	1	21.87
	12C5CXHXREEL	3658-0155	5/8	1.08	1500	6000	6.5	220	.44
BALL VALVES	16C5CXH X50FT	3658-4006	7/8	1.23	800	3200	7.4	1	24.00
	16C5CXHXREEL	3658-0156	7/8	1.23	800	3200	7.4	165	.48
ACCESSORIES	20C5CXH X50FT	3658-4007	1 1/8	1.50	625	2500	9.0	1	31.00
	20C5CXHXCTN	3658-0157	1 1/8	1.50	625	2500	9.0	120	.52

C5D High-Temp Multi-Fluid Hose

DOT FMVSS 106-74 Type All, SAE J1402 Type All (-4 to -12).

Recommended For: Petroleum-base or phosphate ester fluids; diesel fuels and filtration lines, transmission coolant lines, hot lube oil lines, power steering (CAUTION: Intended for heavy-duty commercial vehicle use only), gasoline and turbocharger oil supplies. Tilt cab cylinder and air brakes. C5D (-4 to -12) meets or exceeds DOT FMVSS 106-74 Type All, SAE J1402 Type All and SAE J1405. Not for biodiesel blends greater than 5% or gasoline.

Tube: Black, oil and heat resistant, synthetic rubber (CPE - Type J). See Hose Stock Characteristics.

Reinforcement: One braid of high-tensile steel wire over one braid of polyester.

Cover: Green for easy identification, oil and mildew resistant, polyester braid impregnated with synthetic rubber.

Temperature Range: -40°F to +302°F (-40°C to +150°C). Air to +250°F (+121°C) only, maximum phosphate esters to +212°F (+100°C). For water emulsions see Temperature Limits Table.

Coupling Recommendation (See gates.com/ecrimp or Crimp Data Manual 35019)

C5 Field Attachable Couplings (Section P)



Description	Product No.	⊖	⊕	⊙	⊙	⊙	Standard Pack	Weight (Lbs.)
4C5D X50FT	3658-0001	3/16	.52	1500	6000	1.0	1	7.19
4C5DXREEL	3658-0020	3/16	.52	1500	6000	1.0	440	.14
5C5D X50FT	3658-0007	1/4	.58	1500	6000	1.5	1	11.10
5C5DXREEL	3658-0027	1/4	.58	1500	6000	1.5	385	.15
6C5D X50FT	3658-0002	5/16	.67	1500	6000	1.8	1	11.40
6C5DXREEL	3658-0021	5/16	.67	1500	6000	1.8	385	.18
8C5D X50FT	3658-0003	13/32	.77	1250	5000	2.0	1	13.03
8C5DXREEL	3658-0022	13/32	.77	1250	5000	2.0	330	.23
10C5D X50FT	3658-0008	1/2	.92	1250	5000	2.0	1	13.50
10C5DXREEL	3658-0028	1/2	.92	1250	5000	2.0	275	.27
12C5D X50FT	3658-0009	5/8	1.08	750	3000	2.3	1	15.00
12C5DXREEL	3658-0029	5/8	1.08	750	3000	2.3	220	.40
16C5D X50FT	3658-0010	7/8	1.23	400	1600	3.5	1	24.00
16C5DXREEL	3658-0030	7/8	1.23	400	1600	3.5	165	.46

NOTE: Federal law requires registration with the Department of Transportation for anyone producing air brake hose assemblies with swaged or crimped fittings. See Engineering and Technical Data Section for compliance.

C5M Marine Fuel Line Hose

Meets Flame Resistance Acceptance Designation "MSHA 2G"

Recommended For: All commercial and recreational vessel fuel line applications. Suitable for marine diesel, gasoline, B100 biodiesel, gasohol fuels and hot oil applications.

Tube: Nitrile - Type C. See Hose Stock Characteristics.

Reinforcement: One wire braid

Cover: Modified Nitrile - Type C2. Blue. See Hose Stock Characteristics.

Temperature Range: -4°F to +212°F (-20°C to +100°C) continuous service.

Coupling Recommendation (See gates.com/ecrimp or Crimp Data Manual 35019)

C5 Field Attachable Couplings (Section P)



Description	Product No.	⊖	⊕	⊙	⊙	⊙	Standard Pack	Weight (Lbs.)
5C5MXREEL	3658-1965	1/4	.58	500	2000	1.3	385	.21
6C5M X50FT	3658-4596	5/16	.67	500	2000	1.3	1	13.28
6C5MXREEL	3658-1969	5/16	.67	500	2000	1.3	385	.27
8C5M X50FT	3658-4597	13/32	.77	500	2000	1.8	1	15.67
8C5MXREEL	3658-1973	13/32	.77	500	2000	1.8	330	.33
10C5M X50FT	3658-4598	1/2	.92	500	2000	2.3	1	21.51
10C5MXREEL	3658-1977	1/2	.92	500	2000	2.3	275	.40

HOSE

HOSE/CPLG. SELECTION

G8K COUPLINGS

GLOBAL SPIRAL COUPLINGS

PCM / PCS FERRULES

MEGACRIMP COUPLINGS

STAINLESS STEEL

POWER CRIMP COUPLINGS

LOC. GL AND GLP COUPLINGS

POLARSEAL COUPLINGS

POLARSEAL II COUPLINGS

C14 COUPLINGS

PCTS THERMOPLASTIC COUPLINGS

FIELD ATTACHABLE G1 & G2 COUPLINGS

FIELD ATTACHABLE C5 & C5E COUPLINGS

SURELOK AIR BRAKE COUPLINGS

ADAPTERS

QUICK DISCONNECT COUPLERS

LIVE SWIVEL






BALL VALVES

ACCESSORIES

EQUIPMENT AND PARTS

C5M Marine Fuel Line Hose

Continued

HOSE	Description	Product No.						Standard Pack	Weight (Lbs.)
HOSE/CPLG. SELECTION	12C5M X50FT	3658-4599	5/8	1.08	500	2000	2.8	1	26.84
	12C5MXREEL	3658-1981	5/8	1.08	500	2000	2.8	220	.51
G8K COUPLINGS	16C5M X50FT	3658-4600	7/8	1.23	500	2000	3.5	1	27.58
	16C5MXREEL	3658-1985	7/8	1.23	500	2000	3.5	165	.62

C5E High-Temp Flexline Hose

DOT FMVSS 106 Type A1, SAE J1405 and SAE J1402 Type A1 (-4 to -12).

Recommended For: Air brake hose, power steering (CAUTION: Intended for heavy-duty commercial vehicle use only), engine and transmission coolant lines, and hot (+300°F) lube oil lines.

Tube: Black, oil and heat resistant, synthetic rubber (Nitrile - Type C). See Hose Stock Characteristics.






Reinforcement: One braid of high-tensile steel wire over one braid of polyester.

Cover: Black, oil and heat resistant, textile braid impregnated with synthetic rubber. Green stripe for easy identification.

Temperature Range: -40°F to +302°F (-40°C to +150°C). Air +250°F (+121°C) maximum only. For water emulsions see Temperature Limits Table.

Coupling Recommendation (See gates.com/ecrimp or Crimp Data Manual 35019)
C5E Field Attachable Couplings (Section P)



HOSE	Description	Product No.						Standard Pack	Weight (Lbs.)
C14 COUPLINGS	4C5E X50FT	3658-4990	3/16	.49	1500	6000	.8	1	6.22
	4C5EXREEL	3658-0210	3/16	.49	1500	6000	.8	440	.12
PCTS THERMOPLASTIC COUPLINGS	5C5E X50FT	3658-4991	1/4	.55	1500	6000	1.0	1	6.82
	5C5EXREEL	3658-0211	1/4	.55	1500	6000	1.0	385	.14
FIELD ATTACHABLE G1 & G2 COUPLINGS	6C5E X50FT	3658-4992	5/16	.61	1500	6000	1.3	1	8.59
	6C5EXREEL	3658-0212	5/16	.61	1500	6000	1.3	385	.17
FIELD ATTACHABLE C5 & C5E COUPLINGS	8C5E X50FT	3658-4993	13/32	.73	1250	5000	1.8	1	11.04
	8C5EXCTN	3658-0203	13/32	.73	1250	5000	1.8	475	.22
SURELOK AIR BRAKE COUPLINGS	8C5EXREEL	3658-0213	13/32	.73	1250	5000	1.8	330	.22
	10C5E X50FT	3658-4994	1/2	.83	1250	5000	2.3	1	12.46
ADAPTERS	10C5EXCTN	3658-0204	1/2	.83	1250	5000	2.3	330	.25
	10C5EXREEL	3658-0214	1/2	.83	1250	5000	2.3	275	.25
QUICK DISCONNECT COUPLERS	12C5E X50FT	3658-4995	5/8	.95	750	3000	3.0	1	15.20
	12C5EXCTN	3658-0205	5/8	.95	750	3000	3.0	200	.31
LIVE SWIVEL	12C5EXREEL	3658-0215	5/8	.95	750	3000	3.0	220	.30
	16C5E X50FT	3658-4996	7/8	1.20	400	1600	3.5	1	18.34
BALL VALVES	16C5EXREEL	3658-0216	7/8	1.20	400	1600	3.5	165	.37
	20C5E X25FT	3658-4989	1 1/8	1.49	300	1200	4.5	1	13.11
ACCESSORIES	20C5EXCTN	3658-0207	1 1/8	1.49	300	1200	4.5	100	.52

NOTE: Federal law requires registration with the Department of Transportation for anyone producing air brake hose assemblies with swaged or crimped fittings. See Engineering and Technical Data Section for compliance.

EQUIPMENT AND PARTS

Air Brake Nylon Tubing

Recommended For: Truck, bus and mobile air brake, and service lines where heat and battery acids are not present. Conforms to SAE J844 specifications. Meets D.O.T. FMVSS 106-74.

Tube: Heat and light stabilized seamless extruded nylon.

Reinforcement: Type A: Non-reinforced in sizes 1/8", 5/32", 3/16" and 1/4". NOTE: 1/8" and 5/32" are NOT recognized by D.O.T. for air brake systems, these are for service lines only.

Type B: Reinforced with one open ply of fibrous nylon in sizes 5/16", 3/8", 1/2", 5/8" and 3/4".




Cover: Nylon. Available in black (NABTA), blue (NABTB), green (NABTG), red (NABTR), yellow (NABTY), orange (NABTO), purple (NABTP), brown (NABTN), silver (NABTS) and white (NABTW) colors. Other colors available upon request.

Temperature Range: -40°F to +200°F (-40°C to +93°C).

Coupling Recommendation (See gates.com/ecrimp or Crimp Data Manual 35019)

Gates DOT SureLok™ Couplings (Section Q)



Description	Product No.	Tube O.D. (in)	Reinforcement Type				Weight (Lbs.)
2.5NABTA X100FT	4327-0050	5/32	A	150	800	.5	.70
2NABTA X100FT	4327-0049	1/8	A	150	800	.37	.45
2NABTAXLG REEL	4327-0117	1/8	A	150	800	.37	.01
3NABTA X100FT	4327-0051	3/16	A	150	800	.75	.85
4NABTA X100FT	4327-0052	1/4	A	150	800	1.0	1.30
4NABTAXLG REEL	4327-0101	1/4	A	150	800	1.0	.01
4NABTB X100FT	4327-0068	1/4	A	150	800	1.0	1.25
4NABTBXLG REEL	4327-1001	1/4	A	150	800	1.0	.02
4NABTBXREEL	4327-0102	1/4	A	150	800	1.0	.01
4NABTG X100FT	4327-0058	1/4	A	150	800	1.0	1.25
4NABTGXREEL	4327-0104	1/4	A	150	800	1.0	.01
4NABTNXREEL	4327-0103	1/4	A	150	800	1.0	.01
4NABTO X100FT	4327-0078	1/4	A	150	960	1.0	1.25
4NABTPXLG REEL	4327-0125	1/4	A	150	800	1.0	.01
4NABTR X100FT	4327-0063	1/4	A	150	800	1.0	1.25
4NABTRXREEL	4327-0105	1/4	A	150	800	1.0	.01
4NABTSXREEL	4327-0106	1/4	A	150	800	1.0	.01
4NABTY X100FT	4327-0073	1/4	A	150	800	1.0	1.30
4NABTYXREEL	4327-0107	1/4	A	150	800	1.0	.01
5NABTA X100FT	4327-0053	5/16	B	150	800	1.25	1.60
5NABTAXREEL	4327-0120	5/16	B	150	800	1.25	.02
6NABTA X100FT	4327-0054	3/8	B	150	800	1.5	2.95
6NABTAXLG REEL	4327-0201	3/8	B	150	800	1.5	.03
6NABTAXREEL	4327-0126	3/8	B	150	800	1.5	.03
6NABTB X100FT	4327-0069	3/8	B	150	800	1.25	2.90
6NABTBXLG REEL	4327-1002	3/8	B	150	800	1.25	.03
6NABTBXREEL	4327-0128	3/8	B	150	800	1.25	.03
6NABTG X100FT	4327-0059	3/8	B	150	800	1.25	2.85
6NABTGXLG REEL	4327-1003	3/8	B	150	800	1.25	.04
6NABTGXREEL	4327-0129	3/8	B	150	760	1.25	.03
6NABTNXREEL	4327-0109	3/8	B	150	800	1.25	.03
6NABTO X100FT	4327-0079	3/8	B	150	1120	1.25	2.85
6NABTOXREEL	4327-1004	3/8	B	150	1120	1.25	.04
6NABTR X100FT	4327-0064	3/8	B	150	800	1.25	2.85
6NABTRXLG REEL	4327-1005	3/8	B	150	800	1.25	.03
6NABTRXREEL	4327-0127	3/8	B	150	800	1.25	.03
6NABTWXREEL	4327-0110	3/8	B	150	800	1.25	.03
6NABTY X100FT	4327-0074	3/8	B	150	800	1.25	2.85
6NABTYXREEL	4327-0111	3/8	B	150	800	1.25	.03
8NABTA X100FT	4327-0055	1/2	B	150	760	2.0	3.90
8NABTAXREEL	4327-0112	1/2	B	150	760	2.0	.04
8NABTB X100FT	4327-0070	1/2	B	150	760	2.0	4.10
8NABTBXREEL	4327-0133	1/2	B	150	760	2.0	.04
8NABTG X100FT	4327-0060	1/2	B	150	760	2.0	4.10
8NABTGXREEL	4327-0132	1/2	B	150	720	2.0	.04

HOSE

HOSE/CPLG. SELECTION

G8K COUPLINGS

GLOBALSPIRAL COUPLINGS

PCM / PCS FERRULES

MEGACRIMP COUPLINGS

STAINLESS STEEL

POWER CRIMP COUPLINGS

LOC. GL AND GLP COUPLINGS

POLARSEAL COUPLINGS

POLARSEAL II COUPLINGS

C14 COUPLINGS

PCTS THERMOPLASTIC COUPLINGS

FIELD ATTACHABLE G1 & G2 COUPLINGS

FIELD ATTACHABLE C5 & C5E COUPLINGS

SURELOK AIR BRAKE COUPLINGS

ADAPTERS

QUICK DISCONNECT COUPLERS

LIVE SWIVEL




BALL VALVES

ACCESSORIES

EQUIPMENT AND PARTS

Air Brake Nylon Tubing

Continued

HOSE	Description	Product No.	Tube O.D. (in)	Reinforcement Type				Weight (Lbs.)
HOSE/CPLG. SELECTION	8NABTO X100FT	4327-0080	1/2	B	150	760	2.0	4.15
G8K COUPLINGS	8NABTR X100FT	4327-0065	1/2	B	150	760	2.0	4.10
	8NABTRXREEL	4327-0131	1/2	B	150	760	2.0	.04
GLOBALSPIRAL COUPLINGS	8NABTSXREEL	4327-0114	1/2	B	150	760	2.0	.04
	8NABTY X100FT	4327-0075	1/2	B	150	760	2.0	4.20
PCM / PCS FERRULES	10NABTA X50FT	4327-0056	5/8	B	150	720	2.5	3.45
	10NABTAXREEL	4327-0115	5/8	B	150	720	2.5	.08
	10NABTB X50FT	4327-0071	5/8	B	150	720	2.5	3.45
MEGACRIMP COUPLINGS	10NABTG X50FT	4327-0061	5/8	B	150	640	3.5	3.50
	10NABTGXREEL	4327-1006	5/8	B	150	640	3.5	.07
STAINLESS STEEL	10NABTO X50FT	4327-0081	5/8	B	150	720	2.5	3.50
	10NABTOXREEL	4327-0138	5/8	B	150	720	2.5	.08
POWER CRIMP COUPLINGS	10NABTR X50FT	4327-0066	5/8	B	150	720	3.5	3.50
	10NABTRXREEL	4327-1007	5/8	B	150	720	3.5	.03
LOC, GL AND GLP COUPLINGS	10NABTY X50FT	4327-0076	5/8	B	150	720	2.5	3.55
	12NABTA X50FT	4327-0057	3/4	B	150	640	3.0	4.35
POLARSEAL COUPLINGS	12NABTAXREEL	4327-0116	3/4	B	150	640	3.0	.09
	12NABTB X50FT	4327-0072	3/4	B	150	640	3.0	4.35
POLARSEAL II COUPLINGS	12NABTG X50FT	4327-0062	3/4	B	150	640	3.0	4.45
	12NABTO X50FT	4327-0082	3/4	B	150	640	3.0	4.40
C14 COUPLINGS	12NABTR X50FT	4327-0067	3/4	B	150	640	3.0	4.30
	12NABTY X50FT	4327-0077	3/4	B	150	640	3.0	4.55

C14 PTFE Hose - SAE 100R14 Type A - Nonconductive


Recommended For: Air compressor discharge, hot oil and fluids, hot and greasy environments.










Tube: Type A-Nonconductive white, smooth bore Polytetrafluoroethylene (PTFE). See Hose Stock Characteristics.

Cover/Reinforcement: One braid of 300 Series stainless steel wire.

Temperature Range: Dynamic: -65°F to +400°F (-54°C to +204°C). Static: -65°F to +450°F (-54°C to +232°C).

Coupling Recommendation (See gates.com/ecrimp or Crimp Data Manual 35019)
C14 Couplings (Section M)












ADAPTERS	Description	Product No.										Standard Pack	Weight (Lbs.)
QUICK DISCONNECT COUPLERS	4C14 X25FT	7752-0425	3/16	.31	1500	6000	2.0	3000	12000	1500	6000	1	2.00
	4C14XCTN	7752-0400	3/16	.31	1500	6000	2.0	3000	12000	1500	6000	400	.08
	5C14 X25FT	7752-0525	1/4	.38	1500	6000	3.0	3000	12000	1500	6000	1	2.50
LIVE SWIVEL	5C14XCTN	7752-0500	1/4	.38	1500	6000	3.0	3000	12000	1500	6000	350	.10
	6C14 X25FT	7752-0625	5/16	.45	1500	6000	4.0	2500	10000	1500	6000	1	2.75
BALL VALVES	6C14XCTN	7752-0600	5/16	.45	1500	6000	4.0	2500	10000	1500	6000	300	.11
	8C14 X25FT	7752-0825	13/32	.55	1000	4000	5.3	2000	8000	1000	4000	1	3.00
ACCESSORIES	8C14XCTN	7752-0800	13/32	.55	1000	4000	5.3	2000	8000	1000	4000	250	.12
	10C14 X25FT	7752-1025	1/2	.65	800	3200	6.5	1500	6000	800	3200	1	3.75
EQUIPMENT AND PARTS	10C14XCTN	7752-1000	1/2	.65	800	3200	6.5	1500	6000	800	3200	200	.15
	12C14 X25FT	7752-1225	5/8	.79	800	3200	7.8	1200	4800	800	2600	1	4.25

NOTE: Electrostatic Discharge: Many applications involving PTFE hose do not require a conductive tube. But you must review the potential for electrostatic discharge for every application and be aware that static electricity can be hazardous. In those cases where electrostatic discharge can occur, conductive PTFE hose with a conductive tube (Gates C14CT) is recommended. For more information on electrostatic discharge, refer to Technical Data Section.

C14 PTFE Hose - SAE 100R14 Type A - Nonconductive

Continued

Description	Product No.										Standard Pack	Weight (Lbs.)
12C14XCTN	7752-1200	5/8	.79	800	3200	7.8	1200 (22°C)	4800 (22°C)	800 (232°C)	2600 (232°C)	150	.17
16C14 X25FT	7752-1625	7/8	1.03	800	3500	9.0	1000	4000	800	2200	1	6.75
16C14XCTN	7752-1600	7/8	1.03	800	3500	9.0	1000	4000	800	2200	100	.27

NOTE: Electrostatic Discharge: Many applications involving PTFE hose do not require a conductive tube. But you must review the potential for electrostatic discharge for every application and be aware that static electricity can be hazardous. In those cases where electrostatic discharge can occur, conductive PTFE hose with a conductive tube (Gates C14CT) is recommended. For more information on electrostatic discharge, refer to Technical Data Section.

C14CT PTFE Hose - SAE 100R14 Type B - Conductive

Recommended For: Air compressor discharge, hot oil and fluids, hot and greasy environments.

Tube: Type B-Conductive black/white smooth bore Polytetrafluoroethylene (PTFE). See Hose Stock Characteristics.










Cover/Reinforcement: One braid of 300 Series stainless steel wire.

Temperature Range: Dynamic: -65°F to +400°F (-54°C to +204°C). Static: -65°F to +450°F (-54°C to +232°C).

Coupling Recommendation (See gates.com/ecrimp or Crimp Data Manual 35019)

C14 Couplings (Section M)



Description	Product No.										Standard Pack	Weight (Lbs.)
6C14CT X25FT	7752-3625	5/16	.45	1500	6000	4.0	2500	10000	1500	6000	1	2.75
6C14CTXCTN*	7752-3600	5/16	.45	1500	6000	4.0	2500	10000	1500	6000	300	.11
8C14CT X25FT	7752-3825	13/32	.55	1000	4000	5.3	2000	8000	1000	4000	1	3.00
8C14CTXCTN*	7752-3800	13/32	.55	1000	4000	5.3	2000	8000	1000	4000	250	.12

*Type B-Conductive Tube.

NOTE: Electrostatic Discharge: Many applications involving PTFE hose do not require a conductive tube. But you must review the potential for electrostatic discharge for every application and be aware that static electricity can be hazardous. In those cases where electrostatic discharge can occur, conductive PTFE hose with a conductive tube (Gates C14CT) is recommended. For more information on electrostatic discharge, refer to Technical Data Section.

HOSE

HOSE/CPLG. SELECTION

G8K COUPLINGS

GLOBALSPIRAL COUPLINGS

PCM / PCS FERRULES

MEGACRIMP COUPLINGS

STAINLESS STEEL

POWER CRIMP COUPLINGS

LOC. GL AND GLP COUPLINGS

POLARSEAL COUPLINGS

POLARSEAL II COUPLINGS

C14 COUPLINGS

PCTS THERMOPLASTIC COUPLINGS

FIELD ATTACHABLE G1 & G2 COUPLINGS

FIELD ATTACHABLE C5 & C5E COUPLINGS

SURELOK AIR BRAKE COUPLINGS

ADAPTERS

QUICK DISCONNECT COUPLERS

LIVE SWIVEL

BALL VALVES

ACCESSORIES

EQUIPMENT AND PARTS

TH8 Hydraulic Hose - SAE 100R8 Thermoplastic

HOSE

HOSE/CPLG.
SELECTION

G8K COUPLINGS

GLOBALSPIRAL
COUPLINGS

PCM / PCS
FERRULES

MEGACRIMP
COUPLINGS

STAINLESS
STEEL

POWER CRIMP
COUPLINGS

LOC, GL AND GLP
COUPLINGS

POLARSEAL
COUPLINGS

POLARSEAL II
COUPLINGS

C14 COUPLINGS

PCTS
THERMOPLASTIC
COUPLINGS

FIELD
ATTACHABLE G1
& G2 COUPLINGS

FIELD
ATTACHABLE C5
& C5E
COUPLINGS

SURELOK AIR
BRAKE
COUPLINGS

ADAPTERS

QUICK
DISCONNECT
COUPLERS

LIVE SWIVEL

BALL VALVES

ACCESSORIES

EQUIPMENT AND
PARTS

Recommended For: Use with petroleum, water base and synthetic hydraulic fluids. Applications include: power and telephone mobile equipment (cherry pickers), lubrication lines, blowout preventer control lines, hydraulic lifts and farm and construction machinery. TH8 hose meets or exceeds performance requirements of SAE 100R8 with a significantly tighter bend radius. Multiline available.

Tube: 100% seamless Nylon - Type Z that easily handles a broad range of hydraulic fluids, including phosphate esters and water glycol. See Hose Stock Characteristics.

Reinforcement: Polyester.

Cover: Black Urethane resists hydraulic fluids, high temperatures, aging and weathering. Black TH8 cover is perforated for use in general hydraulic and pneumatic service.

Temperature Range: -65°F to +200°F (-54°C to +93°C) continuous service for petroleum and synthetic oils. Maximum of +158°F (+70°C) for water, water/oil emulsions and water glycol.

Coupling Recommendation (See gates.com/ecrimp or Crimp Data Manual 35019)

MegaCrimp® Couplings (-4 through -16) (Section G)
Swage PCTS Couplings (-3 only) (Section N)



Description	Product No.						Standard Pack	Weight (Lbs.)
3TH8XCTN	4467-1178	3/16	.50	5000	20000	1.5	250	.10
4TH8 X50FT	4467-1180	1/4	.61	5000	20000	2.0	1	7.80
4TH8XCTN	4467-1179	1/4	.61	5000	20000	2.0	250	.13
6TH8 X50FT	4467-1182	3/8	.75	4000	16000	2.5	1	10.40
6TH8XCTN	4467-1181	3/8	.75	4000	16000	2.5	250	.17
8TH8 X50FT	4467-1202	1/2	.87	3500	14000	4.0	1	11.20
8TH8XCTN	4467-1183	1/2	.87	3500	14000	4.0	250	.22
12TH8XCTN	4467-1184	3/4	1.13	2250	9000	6.5	200	.32
16TH8XCTN	4467-1185	1	1.45	2000	8000	10.0	200	.46

TH8NC Non Conductive Hydraulic Hose - SAE 100R8 Thermoplastic

Recommended For: Use with petroleum, water base and synthetic hydraulic fluids. Applications include: power and telephone mobile equipment (cherry pickers), lubrication lines, blowout preventer control lines, hydraulic lifts and farm and construction machinery. TH8NC hose (orange cover) meets SAE 100R8 non-conductivity requirements. TH8NC hose meets or exceeds performance requirements of SAE 100R8 with a significantly tighter bend radius. Multiline available.

Tube: 100% seamless Nylon - Type Z that easily handles a broad range of hydraulic fluids, including phosphate esters and water glycol. See Hose Stock Characteristics.

Reinforcement: Polyester.

Cover: Orange Urethane resists hydraulic fluids, high temperatures, aging and weathering. TH8NC is non-perforated for applications requiring electrical non-conductivity. Meets SAE 100R8 Electrical Conductivity Test. Maximum leakage shall not exceed 50 microamperes when subjected to 75 kV/Ft. for five minutes. (Orange is industry accepted color for non-conductive hose).

Temperature Range: -65°F to +200°F (-54°C to +93°C) continuous service for petroleum and synthetic oils. Maximum of +158°F (+70°C) for water, water/oil emulsions and water glycol.

Coupling Recommendation (See gates.com/ecrimp or Crimp Data Manual 35019)

MegaCrimp® Couplings (Section G)



Description	Product No.						Standard Pack	Weight (Lbs.)
4TH8NC X50FT	4467-1187	1/4	.61	5000	20000	2.0	40	7.34
4TH8NCXCTN	4467-1186	1/4	.61	5000	20000	2.0	250	.12
6TH8NC X50FT	4467-1203	3/8	.75	4000	16000	2.5	1	9.20
6TH8NCXCTN	4467-1204	3/8	.75	4000	16000	2.5	250	.18
8TH8NC X50FT	4467-1190	1/2	.87	3500	14000	4.0	20	12.80
8TH8NCXCTN	4467-1189	1/2	.87	3500	14000	4.0	250	.21

TH7 Hydraulic Hose - SAE 100R7 Thermoplastic

Recommended For: Petroleum, water base and synthetic hydraulic fluids. Applications include: power and telephone mobile equipment (cherry pickers), lubrication lines, blowout preventer control lines, hydraulic lifts and farm and construction machinery. TH7 hose meets or exceeds performance requirements of SAE 100R7 with a significantly tighter bend radius.

Tube: 100% seamless Nylon - Type Z that easily handles a broad range of hydraulic fluids, including phosphate esters and water glycol. See Hose Stock Characteristics.

Reinforcement: Synthetic fiber.

Cover: Black Urethane that resists hydraulic fluids, high temperatures, aging and weathering. Black TH7 is perforated for use in general hydraulic and pneumatic service.






Temperature Range: -65°F to +200°F (-54°C to +93°C) continuous service for petroleum and synthetic oils. Maximum of +158°F (+70°C) for water, water/oil emulsions and water glycol.

Coupling Recommendation (See gates.com/ecrimp or Crimp Data Manual 35019)

MegaCrimp® Couplings (Section G)

Swage PCTS Couplings (-2 and -3) (Section N)



Description	Product No.						Standard Pack	Weight (Lbs.)
2TH7XCTN	4467-1154	1/8	.32	3000	12000	.5	250	.04
3TH7XCTN	4467-1155	3/16	.41	3000	12000	.8	250	.05
4TH7 X50FT	4467-1195	1/4	.50	2750	11000	1.5	40	5.20
4TH7XCTN	4467-1157	1/4	.50	2750	11000	1.5	250	.07
5TH7 X50FT	4467-1160	5/16	.56	2500	10000	2.25	1	6.20
5TH7XCTN	4467-1159	5/16	.56	2500	10000	2.25	250	.09
6TH7 X50FT	4467-1162	3/8	.64	2250	9000	2.75	1	6.80
6TH7XCTN	4467-1161	3/8	.64	2250	9000	2.75	250	.11
8TH7XCTN	4467-1207	1/2	.80	2000	8000	3.75	250	.17
12TH7 X50FT	4467-1193	3/4	1.05	1250	5000	5.0	1	12.30
12TH7XCTN	4467-1165	3/4	1.05	1250	5000	5.0	200	.24
16TH7 X50FT	4467-1197	1	1.32	1000	4000	10.0	1	13.70
16TH7XCTN	4467-1196	1	1.32	1000	4000	10.0	200	.25

TH7NC Non Conductive Hydraulic Hose - SAE 100R7 Thermoplastic

Recommended For: Petroleum and synthetic hydraulic fluids. Applications include: power and telephone mobile equipment (cherry pickers), lubrication lines, blowout preventer control lines, hydraulic lifts and farm and construction machinery. Orange color TH7NC meets SAE 100R7 non-conductivity requirements and meets or exceeds performance requirements of SAE 100R7 with a significantly tighter bend radius. Meets ANSI A92.2 for vehicle mounted aerial devices (-4 to -8).

Tube: -2, -12, and -16: 100% seamless Nylon - Type Z that easily handles a broad range of hydraulic fluids, including phosphate esters and water glycol; -3 through -8 Polyester. See Hose Stock Characteristics.

Reinforcement: Synthetic fiber (except -2).

Cover: Orange Urethane that resists hydraulic fluids, high temperatures, aging and weathering. Orange TH7NC is non-perforated for applications requiring electrical non-conductivity. Meets SAE 100R7 Electrical Conductivity Test. Maximum leakage shall not exceed 50 microamperes when subjected to 75 kV/Ft. for five minutes. (Orange is industry accepted color for non-conductive hose).






Temperature Range: -65°F to +200°F (-54°C to +93°C) continuous service for petroleum and synthetic oils. Maximum of +158°F (+70°C) for water, water/oil emulsions and water glycol.

Coupling Recommendation (See gates.com/ecrimp or Crimp Data Manual 35019)

MegaCrimp® Couplings (Section G)

Swage PCTS Couplings (-2 and -3) (Section N)



Description	Product No.						Standard Pack	Weight (Lbs.)
2TH7NCXCTN	4467-1166	1/8	.32	3000	12000	.5	250	.02

HOSE

HOSE/CPLG. SELECTION

G8K COUPLINGS

GLOBAL SPIRAL COUPLINGS

PCM / PCS FERRULES

MEGACRIMP COUPLINGS

STAINLESS STEEL

POWER CRIMP COUPLINGS

LOC. GL AND GLP COUPLINGS

POLARSEAL COUPLINGS

POLARSEAL II COUPLINGS

C14 COUPLINGS

PCTS THERMOPLASTIC COUPLINGS

FIELD ATTACHABLE G1 & G2 COUPLINGS

FIELD ATTACHABLE C5 & C5E COUPLINGS

SURELOK AIR BRAKE COUPLINGS

ADAPTERS

QUICK DISCONNECT COUPLERS

LIVE SWIVEL






BALL VALVES

ACCESSORIES

EQUIPMENT AND PARTS

TH7NC Non Conductive Hydraulic Hose - SAE 100R7 Thermoplastic

Continued

HOSE	Description	Product No.						Standard Pack	Weight (Lbs.)
HOSE/CPLG. SELECTION	3TH7NC X50FT	4467-1205	3/16	.41	3000	12000	.8	1	4.00
	3TH7NCXCTN	4467-1167	3/16	.41	3000	12000	.8	250	.05
G8K COUPLINGS	4TH7NC X50FT	4467-1170	1/4	.50	2750	11000	1.5	1	4.90
	4TH7NCXCTN	4467-1169	1/4	.50	2750	11000	1.5	250	.07
GLOBAL SPIRAL COUPLINGS	5TH7NC X50FT	4467-1172	5/16	.56	2500	10000	2.25	1	6.20
	5TH7NCXCTN	4467-1171	5/16	.56	2500	10000	2.25	250	.09
PCM / PCS FERRULES	6TH7NC X50FT	4467-1174	3/8	.64	2250	9000	2.75	1	6.60
	6TH7NCXCTN	4467-1173	3/8	.64	2250	9000	2.75	250	.11
MEGACRIMP COUPLINGS	8TH7NC X50FT	4467-1206	1/2	.80	2000	8000	3.75	40	12.25
	8TH7NCXCTN	4467-1175	1/2	.80	2000	8000	3.75	250	.17
STAINLESS STEEL	12TH7NC X50FT	4467-1200	3/4	1.05	1250	5000	5.0	20	13.60
	12TH7NCXCTN	4467-1177	3/4	1.05	1250	5000	5.0	200	.22
POWER CRIMP COUPLINGS	16TH7NC X50FT	4467-1199	1	1.32	1000	4000	10.0	1	16.92
	16TH7NCXCTN	4467-1198	1	1.32	1000	4000	10.0	200	.34

TH7DL Dual Line Hydraulic Hose - SAE 100R7 Thermoplastic

LOC, GL AND GLP COUPLINGS
POLARSEAL COUPLINGS
POLARSEAL II COUPLINGS
C14 COUPLINGS
PCTS THERMOPLASTIC COUPLINGS
FIELD ATTACHABLE G1 & G2 COUPLINGS
FIELD ATTACHABLE C5 & C5E COUPLINGS
SURELOK AIR BRAKE COUPLINGS
ADAPTERS
QUICK DISCONNECT COUPLERS
LIVE SWIVEL
BALL VALVES
ACCESSORIES
EQUIPMENT AND PARTS

Recommended For: Petroleum, water base and synthetic hydraulic fluids. Applications include: power and telephone mobile equipment (cherry pickers), lubrication lines, blowout preventer control lines, hydraulic lifts and farm and construction machinery. TH7DL hose meets or exceeds performance requirements of SAE 100R7 with significantly tighter bend radius.


Tube: 100% seamless Nylon - Type Z that easily handles a broad range of hydraulic fluids, including phosphate esters and water glycol. See Hose Stock Characteristics.






Reinforcement: Synthetic fiber.

Cover: Black Urethane that resists hydraulic fluids, high temperatures, aging and weathering. Black TH7DL is perforated for use in general hydraulic and pneumatic service.

Temperature Range: -65°F to +200°F (-54°C to +93°C) continuous service for petroleum and synthetic oils. Maximum of +158°F (+70°C) for water, water/oil emulsions and water glycol.

Coupling Recommendation (See gates.com/ecrimp or Crimp Data Manual 35019)
MegaCrimp® Couplings (Section G)



Description	Product No.						Standard Pack	Weight (Lbs.)
4TH7DLXCTN	4472-0220	1/4	.50	2750	11000	1.5	250	.15
5TH7DL X50FT	4472-0222	5/16	.56	2500	10000	2.25	1	11.40
5TH7DLXCTN	4472-0221	5/16	.56	2500	10000	2.25	250	.19
6TH7DLXCTN	4472-0223	3/8	.64	2250	9000	2.75	250	.21
8TH7DLXCTN	4472-0224	1/2	.80	2000	8000	3.75	250	.32

TH7NCDL Non Conductive Dual Line Hydraulic Hose - SAE 100R7 Thermoplastic

Recommended For: Petroleum, water base and synthetic hydraulic fluids. Applications include: power and telephone mobile equipment (cherry pickers), lubrication lines, blowout preventer control lines, hydraulic lifts and farm and construction machinery. Orange color TH7NCDL meets SAE 100R7 non-conductivity requirements and meets or exceeds performance requirements of SAE 100R7 with significantly tighter bend radius. Meets ANSI A92.2 for vehicle mounted aerial devices (-3 and -8).


Tube: Polyester.

Reinforcement: Synthetic fiber.

Cover: Orange Urethane that resists hydraulic fluids, high temperatures, aging and weathering. Orange TH7NCDL is non-perforated for applications requiring electrical non-conductivity. Meets SAE 100R7 Electrical Conductivity Test. Maximum leakage shall not exceed 50 microamperes when subjected to 75 kV/Ft. for five minutes. (Orange is industry accepted color for non-conductive hose.)

Temperature Range: -65°F to +200°F (-54°C to +93°C) continuous service for petroleum and synthetic oils. Maximum of +158°F (+70°C) for water, water/oil emulsions and water glycol.

Coupling Recommendation (See gates.com/ecrimp or Crimp Data Manual 35019)
MegaCrimp® Couplings (Section G)



Description	Product No.						Standard Pack	Weight (Lbs.)
4TH7NCDLXCTN	4472-0225	1/4	.50	2750	11000	1.5	250	.16
6TH7NCDL X50FT	4472-0228	3/8	.64	2250	9000	2.75	1	13.00
6TH7NCDLXCTN	4472-0227	3/8	.64	2250	9000	2.75	250	.22
8TH7NCDLXCTN	4472-0229	1/2	.80	2000	8000	3.75	250	.32

TH18 Constant Pressure Hydraulic Hose - SAE 100R18 Thermoplastic

Recommended For: TH18 hose meets or exceeds performance requirements of SAE 100R18 with a significantly tighter bend radius. Suitable for petroleum or synthetic-based hydraulic fluids in hydraulic systems. TH18 is ideal for industrial and agricultural applications exposed to low temperatures or cyclic and quick temperature changes. Remains highly flexible in cold weather conditions and is resistant to hydraulic fluids, high temperatures, aging and weathering.

Tube: Polyester elastomer.






Reinforcement: Synthetic fiber.

Cover: Black Urethane perforated.

Temperature Range: -67°F to +212°F (-55°C to +100°C) continuous service for petroleum and synthetic oils. Maximum of +158°F (+70°C) for water-based fluids.

Coupling Recommendation (See gates.com/ecrimp or Crimp Data Manual 35019)
MegaCrimp® Couplings (Section G)



Description	Product No.						Standard Pack	Weight (Lbs.)
4TH18XCTN	4467-0006	1/4	.48	3000	12000	1.4	250	.08
5TH18XCTN	4467-0007	5/16	.56	3000	12000	1.8	250	.10
6TH18XCTN	4467-0008	3/8	.65	3000	12000	1.8	250	.14
8TH18XCTN	4467-0009	1/2	.89	3000	12000	2.8	250	.22
10TH18XCTN	4467-0010	5/8	1.03	3000	12000	3.9	250	.29

HOSE

HOSE/CPLG. SELECTION

G8K COUPLINGS

GLOBAL SPIRAL COUPLINGS

PCM / PCS FERRULES

MEGACRIMP COUPLINGS

STAINLESS STEEL

POWER CRIMP COUPLINGS

LOC. GL AND GLP COUPLINGS

POLARSEAL COUPLINGS

POLARSEAL II COUPLINGS

C14 COUPLINGS

PCTS THERMOPLASTIC COUPLINGS

FIELD ATTACHABLE G1 & G2 COUPLINGS

FIELD ATTACHABLE C5 & C5E COUPLINGS

SURELOK AIR BRAKE COUPLINGS

ADAPTERS

QUICK DISCONNECT COUPLERS

LIVE SWIVEL

BALL VALVES

ACCESSORIES

EQUIPMENT AND PARTS

TH18NC Constant Pressure Non Conductive Hydraulic Hose - SAE 100R18 Thermoplastic

HOSE

HOSE/CPLG. SELECTION

G8K COUPLINGS

GLOBALSPIRAL COUPLINGS

PCM / PCS FERRULES

MEGACRIMP COUPLINGS

STAINLESS STEEL

POWER CRIMP COUPLINGS

LOC, GL AND GLP COUPLINGS

POLARSEAL COUPLINGS

POLARSEAL II COUPLINGS

C14 COUPLINGS

PCTS THERMOPLASTIC COUPLINGS

FIELD ATTACHABLE G1 & G2 COUPLINGS

FIELD ATTACHABLE C5 & C5E COUPLINGS

SURELOK AIR BRAKE COUPLINGS

ADAPTERS

QUICK DISCONNECT COUPLERS

LIVE SWIVEL

BALL VALVES

ACCESSORIES

EQUIPMENT AND PARTS

Recommended For: TH18NC hose meets or exceeds performance requirements of SAE 100R18 with a significantly tighter bend radius. Suitable for petroleum or synthetic-based hydraulic fluids in hydraulic systems. TH18NC non-conductive hose are suitable for use in high-voltage applications. Remains highly flexible in cold weather conditions and is resistant to hydraulic fluids, high temperatures, aging and weathering.

Tube: Polyester elastomer.

Reinforcement: Synthetic fiber.

Cover: Special Urethane, orange (industry-accepted color for non-conductive hose), non-perforated for applications requiring electrical non-conductivity. Meets SAE 100R18 Electrical Conductivity Test. Maximum leakage shall not exceed 50 microamperes when subjected to 75kV/ft for five minutes.

Temperature Range: -67°F to +212°F (-55°C to +100°C) continuous service for petroleum and synthetic oils. Maximum of +158°F (+70°C) for water-based fluids.

Coupling Recommendation (See gates.com/ecrimp or Crimp Data Manual 35019)
MegaCrimp® Couplings (Section G)



Description	Product No.						Standard Pack	Weight (Lbs.)
4TH18NCXCTN	4467-0011	1/4	.48	3000	12000	1.4	250	.08
5TH18NCXCTN	4467-0012	5/16	.56	3000	12000	1.8	250	.10
6TH18NCXCTN	4467-0013	3/8	.65	3000	12000	1.8	250	.13
8TH18NCXCTN	4467-0014	1/2	.89	3000	12000	2.8	250	.22
10TH18NCXCTN	4467-0015	5/8	1.03	3000	12000	3.9	250	.29

PolarSeal® Hose Refrigerant

SAE J51, Type A2 Dimensions; SAE J51, Type D Performance; SAE J2064, Type C, Class II Performance.

Recommended For: Liquid and gaseous R134a and R12 refrigerants in automotive air conditioning and industrial systems; i.e., tractors, construction trucks, mobile and stationary refrigeration units. Designed to minimize permeation of R134a refrigerant.

Tube: Black, synthetic rubber (Chloroprene - Type A). See Hose Stock Characteristics.

Reinforcement: Two layers of spiral polyester.

Cover: Black synthetic rubber (EPDM). See Hose Stock Characteristics.

Temperature Range: -22°F to +257°F (-30°C to +125°C).

Barrier: Nylon liner.

Coupling Recommendation (See gates.com/ecrimp or Crimp Data Manual 35019)
PolarSeal® Couplings (Section K)



Description	Product No.							Standard Pack	Weight (Lbs.)
6AC134A X25FT	3353-0901	5/16	.75	500	2000	2.0	24	108	4.98
6AC134AXREEL	3353-0903	5/16	.75	500	2000	2.0	24	340	.20
8AC134A X25FT	3353-0906	13/32	.91	500	2000	3.0	24	52	6.97
8AC134AXREEL	3353-0908	13/32	.91	500	2000	3.0	24	235	.28
10AC134A X25FT	3353-0911	1/2	1.00	500	2000	4.0	24	36	8.00
10AC134AXREEL	3353-0913	1/2	1.00	500	2000	4.0	24	210	.32
12AC134A X25FT	3353-0916	5/8	1.13	500	2000	5.0	24	36	9.43
12AC134AXREEL	3353-0918	5/8	1.13	500	2000	5.0	24	175	.38

PolarSeal® II Hose Refrigerant

Recommended For: AC systems on School/Transit Busses, RV's, Limos and other heavy equipment that has long run or hard to service AC lines. Liquid and gaseous R134a and R12 refrigerants in automotive air conditioning and industrial systems; i.e., tractors, construction trucks, mobile and stationary refrigeration units. Designed to minimize permeation of R134a refrigerant.

Tube: Black, synthetic Elastomeric rubber.

Reinforcement: Fabric Braid


Cover: Heat, Moisture and Ozone resistant black synthetic Elastomeric cover.






Temperature Range: -22°F to +257°F (-30°C to +125°C).

Barrier: Nylon liner.

Coupling Recommendation (See gates.com/ecrimp or Crimp Data Manual 35019)

PolarSeal® II Coupling (Section L)



Description	Product No.						Standard Pack	Weight (Lbs.)
6ACC-PSII X50FT	3353-5007	5/16	.62	350	1400	1.5	52	5.74
6ACC-PSIIXREEL	3353-5006	5/16	.62	350	1400	1.5	500	.12
8ACC-PSII X50FT	3353-5009	13/32	.74	350	1400	2.0	36	7.32
8ACC-PSIIXREEL	3353-5008	13/32	.74	350	1400	2.0	500	.14
10ACC-PSII X50FT	3353-5011	1/2	.83	350	1400	2.5	22	8.38
10ACC-PSIIXREEL	3353-5010	1/2	.83	350	1400	2.5	300	.18
12ACC-PSII X50FT	3353-5013	5/8	.96	350	1400	3.0	14	13.20
12ACC-PSIIXREEL	3353-5012	5/8	.96	350	1400	3.0	250	.25
16ACC-PSII X50FT	3353-5017	7/8	1.23	350	1400	1.4	1	19.70
16ACC-PSIIXREEL	3353-5016	7/8	1.23	350	1400	1.4	100	.35

SEVEN EASY STEPS FOR SELECTING THE PROPER HOSE

An effective way to remember hose selection criteria is to remember the word...

STAMPED

- S** = Size
- T** = Temperature
- A** = Application
- M** = Material to be conveyed
- P** = Pressure
- E** = Ends or couplings
- D** = Delivery [volume and velocity]

1. Hose Size (Dash Numbers)

The inside diameter of the hose must be adequate to keep pressure loss to a minimum and avoid damage to the hose due to heat generation or excessive turbulence. See hose sizing Nomographic Chart.

To determine the replacement hose size, read the layline printed on the side of the original hose. If the original hose layline is painted over or worn off, the original hose must be cut and the inside diameter measured for size.

NOTE: Before cutting an original hose assembly, measure the overall assembly length and fitting orientation. These measurements will be required to build the replacement assembly.

The hydraulics industry has adopted a measuring system called Dash Numbers to indicate hose and coupling size. The number which precedes the hose or coupling description is the dash size [see table]. This industry standard number denotes hose I.D. in sixteenths of an inch. [The exception to this is the SAE100R5 hose C5CXH, C5C, C5D, C5E, C5M as well as, C14 and AC134a, where dash sizes denote hose I.D. equal to equivalent tube O.D.] See chart to the right. Hose O.D. can be a critical factor when hose routing clamps are used or hose are routed through bulkheads. Check individual hose specification tables for O.D.'s.

Dash No.	Hose I.D.			
	All Except C5 Series, C14 and AC134a		C5 Series, C14 and AC134a	
	Inches	Millimeters	Inches	Millimeters
-2	1/8	3.2	--	--
-3	3/16	4.8	--	--
-4	1/4	6.4	3/16	4.8
-5	5/16	7.9	1/4	6.4
-6	3/8	9.5	5/16	7.9
-8	1/2	12.7	13/32	10.3
-10	5/8	15.9	1/2	12.7
-12	3/4	19.0	5/8	15.9
-14	7/8	22.2	--	--
-16	1	25.4	7/8	22.2
-20	1-1/4	31.8	1-1/8	28.6
-24	1-1/2	38.1	1-3/8	34.9
-32	2	50.8	1-13/16	46.0
-36	2-1/4	57.6	--	--
-40	2-1/2	63.5	2-3/8	60.3
-48	3	76.2	--	--
-56	3-1/2	88.9	--	--
-64	4	101.6	--	--
-72	4-1/2	115.2	--	--

HOSE
HOSE/CPLG. SELECTION
G8K COUPLINGS
GLOBALSPIRAL COUPLINGS
PCM / PCS FERRULES
MEGACRIMP COUPLINGS
STAINLESS STEEL
POWER CRIMP COUPLINGS
LOC. GL AND GLP COUPLINGS
POLARSEAL COUPLINGS
POLARSEAL II COUPLINGS
C14 COUPLINGS
PCTS THERMOPLASTIC COUPLINGS
FIELD ATTACHABLE G1 & G2 COUPLINGS
FIELD ATTACHABLE C5 & C5E COUPLINGS
SURELOK AIR BRAKE COUPLINGS
ADAPTERS
QUICK DISCONNECT COUPLERS
LIVE SWIVEL
BALL VALVES
ACCESSORIES
EQUIPMENT AND PARTS

Selecting the Proper Hose

HOSE
HOSE/CPLG. SELECTION
G8K COUPLINGS
GLOBALSPIRAL COUPLINGS
PCM / PCS FERRULES
MEGACRIMP COUPLINGS
STAINLESS STEEL
POWER CRIMP COUPLINGS
LOC, GL AND GLP COUPLINGS
POLARSEAL COUPLINGS
POLARSEAL II COUPLINGS
C14 COUPLINGS
PCTS THERMOPLASTIC COUPLINGS
FIELD ATTACHABLE G1 & G2 COUPLINGS
FIELD ATTACHABLE C5 & C5E COUPLINGS
SURELOK AIR BRAKE COUPLINGS
ADAPTERS
QUICK DISCONNECT COUPLERS
LIVE SWIVEL
BALL VALVES
ACCESSORIES
EQUIPMENT AND PARTS

2. Temperature

When selecting a replacement assembly, two areas of temperature must be considered. These are fluid temperature and ambient temperature. The hose selected must be capable of withstanding the minimum and maximum temperature seen by the system. Care must be taken when routing near hot manifolds and in extreme cases a heat shield may be advisable.

See the Gates Hydraulic Hose Selection Guide; Hose Specification Pages; and/or the Additional Temperature Limits for Gates Hydraulic Hose Chart for temperature ranges and limits for water, water/oil emulsions and water/glycol solutions.

3. Application

Determine where or how the replacement hose or assembly is to be used. Most often only a duplicate of the original hose will have to be made. To fulfill the requirements of the application, additional questions may need to be answered, such as:

- > Where Will Hose be Used?
- > Fluid and/or Ambient Temperature?
- > Hose Construction?
- > Equipment Type?
- > Fluid Compatibility?
- > Thread End Connection Type?
- > Working and Surge Pressures?
- > Environmental Conditions?
- > Permanent or Field Attachable Couplings?
- > Suction Application?
- > Routing Requirements?
- > Thread Type?
- > Government and Industry Standards Being Met?
- > Unusual Mechanical Loads?
- > Minimum Bend Radius?
- > Non-Conductive Hose Required?
- > Excessive Abrasion?

4. Material to be Conveyed

Some applications require specialized oils or chemicals to be conveyed through the system. Hose selection must ensure compatibility of the hose tube, cover, couplings and O-rings with the fluid used. Additional caution must be exercised in hose selection for gaseous applications such as refrigerants and LPG.

NOTE: All block type couplings contain nitrile O-rings which must be compatible with the fluids being used.

5. Pressure

Most important in the hose selection process is knowing system pressure, including pressure spikes. Published working pressures must be equal to or greater than the system pressure. Pressure spikes greater than the published working pressure will shorten hose life and must be taken into consideration. Gates **DOES NOT** recommend using hose on applications having pressure spikes greater than published working pressures of the hose.

6. Ends of Couplings

Identify end connections using Gates coupling templates and measuring tools or Coupling Identification section. Once thread ends have been identified, consult the appropriate section of the catalog for specific part number selection.

7. Delivery (Volume and Velocity)

If the same I.D. of the original hose is used, assume the system is properly sized to efficiently transport fluid. If the system is new or altered, determine the hose I.D. needed to transport required fluid volume flow by using the Nomographic Chart.

Type Approval and Hose Selection Guide

Hose Types	DNV-GL		ABS		USCG		Type
	Couplings		Couplings		Couplings		
	Sizes From	Sizes To	Sizes From	Sizes To	Sizes From	Sizes To	
EFG6K	-6	-32	GS / GSH / GSM	GS (6-20) GSM (24-32)	GS (6-20) GSM (24,32) S-SS (6, 8, 10)	GS (6-20) GSM (24,32) S-SS (6, 8, 10)	HF (GS) H (GSM) H S-SS
EFG5K	-6	-32	GS / GSH / GSM	GS (6-20) GSM (24-32)	GS (6-20) GSM (24,32) S-SS (6, 8, 10)	GS (6-20) GSM (24,32) S-SS (6, 8, 10)	H GS (6,8) HF GS (10-20) HF GSM (24,32) H (S-SS)
EFG4K	-6	-20	GS	GS	GS	GS	HF (GS)
EFG3K	-20	-32	GS / GSP	GS	GS	GS	H (S-SS)
M6K	-4	-4	G				HF
M5K	-4	-8	G			B-SS	H
M4K	-4	-16	G & GS	G & GS	G & GS	G (4-12) GS (6-16) B-SS (4, 8)	HF (G,GS) H (B-SS)
M3K	-4	-16	G	G	G	G	HF (G)
M2T	Expected Spring 2015			B-SS & G	B-SS (10, 12)	G (4-16) B-SS (4-8, 12, 16)	F (B-SS)
G2XH						G	HF
G2	-4	-32	G (4 - 20) GSP (24 - 32)	G (4 - 20) GSP (24 - 32)	G (4 - 20) GSP (24, 32)	PC (3), B-SS (4) G (4-20) GSP (24,32)	H
G1H						G	H (4) HF (6,8,12,16)
G1	-4	-32	G (4 - 20) GSP (24 - 32)	G (4 - 20) GSP (24 - 32)	G (4 - 20) GSP (24 - 32)	PC (3) G (4 - 20) GSP (24,32)	H
C5CXH						C5 (6,10,16,20) C5X (5,8,12)	HF
C5M						C5/C5X	HF
GMV (w/ fire sleeve)	GMV Expected Spring 2015			GL (12-64) G (12-20)	GL (12-32), G (12) G4H (40-64)	GL (12-32), G (12) G4H (40-64)	H (G) HF (GL) HF (G4H)
G4H (w/ fire sleeve)						GL	

NOTE: This chart is subject to change. If the information you need is not shown contact Gates Product Application.

HOSE
HOSE/CPLG. SELECTION
G8K COUPLINGS
GLOBAL SPIRAL COUPLINGS
PCM / PCS FERRULES
MEGACRIMP COUPLINGS
STAINLESS STEEL
POWER CRIMP COUPLINGS
LOC, GL AND GLP COUPLINGS
POLARSEAL COUPLINGS
POLARSEAL II COUPLINGS
C14 COUPLINGS
PCTS THERMOPLASTIC COUPLINGS
FIELD ATTACHABLE G1 & G2 COUPLINGS
FIELD ATTACHABLE C5 & C5E COUPLINGS
SURELOK AIR BRAKE COUPLINGS
ADAPTERS
QUICK DISCONNECT COUPLERS
LIVE SWIVEL
BALL VALVES
ACCESSORIES
EQUIPMENT AND PARTS

Characteristics of Hose Stock Types

HOSE

HOSE/CPLG. SELECTION

The characteristics shown below are for the normal or usual range of these specific stocks. Stocks can be changed somewhat through different compounding to meet the requirements of specialized applications.

G8K COUPLINGS

Tube and cover stocks may occasionally be upgraded to take advantage of improved materials and technology.

GLOBAL SPIRAL COUPLINGS

For detailed information on a specific hose tube or cover stock, check the Chemical Resistance Table and also the specific hose page.

PCM / PCS FERRULES

MEGACRIMP COUPLINGS

STAINLESS STEEL

POWER CRIMP COUPLINGS

LOC, GL AND GLP COUPLINGS

POLARSEAL COUPLINGS

POLARSEAL II COUPLINGS

C14 COUPLINGS

PCTS THERMOPLASTIC COUPLINGS

FIELD ATTACHABLE G1 & G2 COUPLINGS

FIELD ATTACHABLE C5 & C5E COUPLINGS

SURELOK AIR BRAKE COUPLINGS

ADAPTERS

QUICK DISCONNECT COUPLERS

LIVE SWIVEL

BALL VALVES

ACCESSORIES

EQUIPMENT AND PARTS

	Polychloroprene Type A	Nitrile Type C	Nylon Type Z	CSM Type M	EPDM Type P	CPE Type J	PTFE Type T
Flame Resistance	Very Good	Poor	Good	Good	Poor	Good	Good
Petroleum Base Oils	Good	Excellent	Good to Excellent	Good	Poor	Very Good	Excellent
Diesel Fuel	Fair to Good	Good to Excellent	Good to Excellent	Good	Poor	Good	Excellent
Resistance to Gas Permeation	Good	Good	Good To Excellent	Good to Excellent	Fair to Good	Good	Good to Excellent
Weather	Good to Excellent	Poor	Excellent	Very Good	Excellent	Good	Excellent
Ozone	Good to Excellent	Poor for Tube; Good For Cover	Excellent	Very Good	Outstanding	Good	Excellent
Heat	Good	Good	Good	Very Good	Excellent	Excellent	Excellent
Low Temperature	Fair to Good	Poor to Fair	Excellent	Poor	Good to Excellent	Good	Excellent
Water-Oil Emulsions	Excellent	Excellent	Good to Excellent	Good	Poor	Excellent	Excellent
Water/Glycol Emulsions	Excellent	Excellent	Excellent	Excellent	Excellent	Excellent	Excellent
Diesters	Poor	Poor	Excellent	Fair	Excellent	Very Good	Excellent
Phosphate Esters	Fair (For Cover)	Poor	Excellent	Fair	Very Good	Very Good	Excellent
Phosphate Ester Base Emulsions	Fair (For Cover)	Poor	Excellent	Fair	Very Good	Very Good	Excellent

COVER ABRASION RESISTANCE

These comparisons are based on test results per ISO 6945 abrasion testing. The table shows the expected number of times of extended cover service life as compared to a standard cover.

	Modified Nitrile [Standard cover]	Nylon Sleeve	XtraTuff™	MegaTuff®
Relative Abrasion Resistance	1	15 X Standard Cover	25 X Standard Cover	300 X Standard Cover

Gates Hydraulic Hose Selection Guide

Standard Industry Specification	Gates Description	Construction (Reinforcement)	Use	Stock			
				Tube		Cover	
				Name	Type	Name	Type
Gates Proprietary Design	G8K	6-spiral, wire	Extremely High Pressure & Impulse Cycle Life, High Temperature, Petroleum Oils	Polychloroprene	A	Polychloroprene	A
ISO 3862 R15 SAE 100R15 EN 856 TYPE 4SP/4SH	EFG6K	4&6-spiral, wire	Extremely High Pressure & Impulse Cycle Life, High Temperature, Petroleum Oils, Environmental Fluids	Nitrile	C	Polychloroprene	A
	EFG6K-MTF	4&6-spiral, wire	Extremely High Abrasion Resistant, Pressure & Impulse Cycle Life, High Temperature, Petroleum Oils, Environmental Fluids	Nitrile	C	MegaTuff	L
ISO 3862 R13 SAE 100R13 EN 856 TYPE 4SP/4SH	EFG5K	4&6-spiral, wire	Extremely High Pressure & Impulse Cycle Life, High Temperature, Petroleum Oils, Environmental Fluids	Nitrile	C	Polychloroprene	A
	EFG5K-MTF	4&6-spiral, wire	Extremely High Abrasion Resistant, Pressure & Impulse Cycle Life, High Temperature, Petroleum Oils, Environmental Fluids	Nitrile	C	MegaTuff	L
ISO 3862 R12 SAE 100R12 EN 856 Type 4SP ++	EFG4K	4&6-spiral, wire	Extremely High Pressure & Impulse Cycle Life, High Temperature, Petroleum Oils, Environmental Fluids	Nitrile	C	Polychloroprene	A
	EFG4K-MTF	4&6-spiral, wire	Extremely High Abrasion Resistant, Pressure & Impulse Cycle Life, High Temperature, Petroleum Oils, Environmental Fluids	Nitrile	C	MegaTuff	L
ISO 3862 R12 SAE 100R12 EN 856 Type 4SP	EFG3K	4-spiral, wire	Extremely High Pressure & Impulse Cycle Life, High Temperature, Petroleum Oils, Environmental Fluids	Nitrile	C	Polychloroprene	A
	EFG3K-MTF	4-spiral, wire	Extremely High Abrasion Resistant, Pressure & Impulse Cycle Life, High Temperature, Petroleum Oils, Environmental Fluids	Nitrile	C	MegaTuff	L
Gates Proprietary Design	M-XP	2-braid, wire	Extremely High Pressure & Impulse Cycle Life, High Flexibility, Tight Bend Radius, Petroleum Oils, Environmental Fluids	Nitrile	C	Nitrile/PVC (4,6) Polychloroprene (8,10,12)	C2 A
Gates Proprietary Design	M6K	2-braid, wire	High Pressure, Impulse Cycle Life & Flexibility, Tight Bend Radius, Petroleum Oils, Environmental Fluids	Nitrile	C	Nitrile/PVC	C2
Gates Proprietary Design	M5K	2-braid, wire	High Pressure, Impulse Cycle Life & Flexibility, Tight Bend Radius, Petroleum Oils, Environmental Fluids	Nitrile	C	Nitrile/PVC (4,5,6) Polychloroprene (8)	C2 A
Gates Proprietary Design	M5K-XTF	2-braid, wire	High Abrasion Resistant, Pressure, Impulse Cycle Life & Flexibility, Tight Bend Radius, Petroleum Oils, Environmental Fluids	Nitrile	C	XtraTuff	C2
Gates Proprietary Design	M5K-MTF	2-braid, wire	Extremely High Abrasion Resistant, High Pressure, Impulse Cycle Life & Flexibility, Tight Bend Radius, Petroleum Oils, Environmental Fluids	Nitrile	C	MegaTuff	L
ISO 11237 R19 SAE 100R19	M4K	2-braid, wire	High Pressure, Impulse Cycle Life & Flexibility, Tight Bend Radius, Petroleum Oils, Environmental Fluids	Nitrile	C	Nitrile	C2
	M4K-XTF	2-braid, wire	High Abrasion Resistant, Pressure, Impulse Cycle Life & Flexibility, Tight Bend Radius, Petroleum Oils, Environmental Fluids	Nitrile	C	XtraTuff	C2
	M4K-MTF	2-braid, wire	Extremely High Abrasion Resistant, High Pressure, Impulse Cycle Life & Flexibility, Tight Bend Radius, Petroleum Oils, Environmental Fluids	Nitrile	C	MegaTuff	L
	M4KH	2-braid, wire	High Temperature, Pressure, Impulse Cycle Life & Flexibility, Tight Bend Radius, Petroleum Oils, Environmental Fluids	Nitrile	C	Polychloroprene	A
	M4KH-MTF	2-braid, wire	Extremely High Abrasion Resistant, High Temperature, Pressure, Impulse Cycle Life & Flexibility, Tight Bend Radius, Petroleum Oils, Environmental Fluids	Nitrile	C	MegaTuff	L
ISO 11237 R17 SAE 100R17	M3K	1 & 2-braid, wire	High Pressure, Impulse Cycle Life & Flexibility, Tight Bend Radius, Petroleum Oils, Environmental Fluids	Nitrile	C	Nitrile	C2
	M3K-XTF	1 & 2-braid, wire	High Abrasion Resistant, Pressure, Impulse Cycle Life & Flexibility, Tight Bend Radius, Petroleum Oils, Environmental Fluids	Nitrile	C	XtraTuff	C2
	M3K-MTF	1 & 2-braid, wire	Extremely High Abrasion Resistant, High Pressure, Impulse Cycle Life & Flexibility, Tight Bend Radius, Petroleum Oils, Environmental Fluids	Nitrile	C	MegaTuff	L
	M3KH	1 & 2-braid, wire	High Temperature, Pressure, Impulse Cycle Life & Flexibility, Tight Bend Radius, Petroleum Oils, Environmental Fluids	Nitrile	C	Polychloroprene	A
	M3KH-MTF	1 & 2-braid, wire	Extremely High Abrasion Resistant, High Temperature, Pressure, Impulse Cycle Life & Flexibility, Tight Bend Radius, Petroleum Oils, Environmental Fluids	Nitrile	C	MegaTuff	L
ISO 11237 2SC R16 EN 857 2SC SAE 100R16	M2T®	2-braid, wire	High Pressure, Impulse Cycle Life & Flexibility, Tight Bend Radius, Petroleum Oils, Environmental Fluids	Nitrile	C	Nitrile/PVC	C2
	M2T®-XTF	2-braid, wire	High Abrasion Resistant, Pressure, Impulse Cycle Life & Flexibility, Tight Bend Radius, Petroleum Oils, Environmental Fluids	Nitrile	C	XtraTuff	C2
	M2T®-MTF	2-braid, wire	Extremely High Abrasion Resistant, High Pressure, Impulse Cycle Life & Flexibility, Tight Bend Radius, Petroleum Oils, Environmental Fluids	Nitrile	C	MegaTuff	L
Exceeds ISO 1436 2SC R16 SAE 100R16, EN 857 2SC	CM2TDL-XTF	2-braid, wire	High Pressure, Impulse Cycle Life & Flexibility, Tight Bend Radius, Petroleum Oils, Environmental Fluids	Nitrile	C	XtraTuff	C2
ISO 1436 2SN R2 SAE 100R2 Type AT EN 853 Type 2SN	G2L	2-braid, wire	High Pressure, Petroleum Oils & Environmental Fluids	Nitrile	C	Nitrile/PVC	C2
	G2H	2-braid, wire	High Pressure, Low Temperature, Petroleum Oils & Environmental Fluids	Nitrile	C	Polychloroprene	A
	G2H	2-braid, wire	High Pressure, Temperature, Petroleum Oils & Environmental Fluids	Nitrile	C	CSM	M
	G2XH	2-braid, wire	Extremely High Heat, High Pressure, Petroleum Oils & Environmental Fluids	CPE	J	CSM	M
IJ100	J2AT	2-braid, wire	Industrial Jack Hose Applications	Nitrile	C	Nitrile/PVC	C2
IJ100	J2AT-MTF	2-braid, wire	Industrial Jack Hose Applications	Nitrile	C	MegaTuff	L
ISO 1436 1SN R1 SAE 100R1 Type AT EN 853 Type 1SN	G1	1-braid, wire	Medium Pressure, Petroleum Oils & Environmental Fluids	Nitrile	C	Nitrile/PVC	C2
	G1H	1-braid, wire	High Temperature, Medium Pressure, Petroleum Oils & Environmental Fluids	Nitrile	C	CSM	M
Gates Proprietary Design	RFS	1-braid, wire	Low Pressure, Powder Fire Suppressant Applications	Nitrile	C	Nitrile	C2

HOSE

HOSE/CPLG. SELECTION

G8K COUPLINGS

GLOBAL SPIRAL COUPLINGS

PCM / PCS FERRULES

MEGACRIMP COUPLINGS

STAINLESS STEEL

POWER CRIMP COUPLINGS

LOC, GL AND GLP COUPLINGS

POLARSEAL COUPLINGS

POLARSEAL II COUPLINGS

C14 COUPLINGS

PCTS THERMOPLASTIC COUPLINGS

FIELD ATTACHABLE G1 & G2 COUPLINGS

FIELD ATTACHABLE C5 & C5E COUPLINGS

SURELOK AIR BRAKE COUPLINGS

ADAPTERS

QUICK DISCONNECT COUPLERS

LIVE SWIVEL

BALL VALVES

ACCESSORIES

EQUIPMENT AND PARTS

Gates Hydraulic Hose Selection Guide

- Continued

HOSE
HOSE/CPLG. SELECTION
G8K COUPLINGS
GLOBALSPIRAL COUPLINGS
PCM / PCS FERRULES
MEGACRIMP COUPLINGS
STAINLESS STEEL
POWER CRIMP COUPLINGS
LOC, GL AND GLP COUPLINGS
POLARSEAL COUPLINGS
POLARSEAL II COUPLINGS
C14 COUPLINGS
PCTS THERMOPLASTIC COUPLINGS
FIELD ATTACHABLE G1 & G2 COUPLINGS
FIELD ATTACHABLE C5 & C5E COUPLINGS
SURELOK AIR BRAKE COUPLINGS
ADAPTERS
QUICK DISCONNECT COUPLERS
LIVE SWIVEL
BALL VALVES
ACCESSORIES
EQUIPMENT AND PARTS

Standard Industry Specification	Gates Description	Construction (Reinforcement)	Use	Stock			
				Tube		Cover	
				Name	Type	Name	Type
SAE J1405 SAE J1402/DOT*** SAE100R2****	MegaTech® G5TB	1 & 2-braid, wire, textile	Extremely High Heat, Hot Oil Pressure & Return Lines, High Temperature Rotary Oil/Air, Air Compressor, Petroleum Oils	CPE	J	Textile	—
	MegaTech® II	2-braid, wire, textile	Extremely High Heat, Hot Oil Pressure & Return Lines, High Temperature Rotary Oil/Air, Air Compressor, Petroleum Oils	CPE	J	Textile	—
	MegaTech® 1000	1-braid, wire, textile	Extremely High Heat, Hot Oil Pressure & Return Lines, High Temperature Rotary Oil/Air, Air Compressor, Petroleum Oils, Air Brake	CPE	J	Textile	—
	MegaTech® 500	1-braid, wire, textile	Extremely High Heat, Hot Oil Pressure & Return Lines, High Temperature Rotary Oil/Air, Air Compressor, Petroleum Oils	CPE	J	Textile	—
	MegaTech® 250	1-braid, wire, textile	Extremely High Heat, Hot Oil Pressure & Return Lines, High Temperature Rotary Oil/Air, Air Compressor, Petroleum Oils, Transmission Oil Cooler	CPE	J	Textile	—
	MegaTech® LOC	1-braid, textile	Extremely High Heat, Hot Oil Pressure & Return Lines, High Temperature Rotary Oil/Air, Air Compressor, Petroleum Oils, Transmission Oil Cooler	CPE	J	Textile	—
SAE 100R3 EN 854 TYPE R3	G3H	2-braid, textile	Petrol. Oils, Antifreeze, Water, High Temperature	Nitrile	C	Polychloroprene	A
SAE 100R6 EN 854 TYPE R6	GTH	1-braid, textile	Petrol. Oils, Antifreeze, Water, High Temperature	Nitrile	C	Polychloroprene	A
SAE 100R6 EN 854 TYPE R6	GTHX	1-spiral, textile	Petrol. Oils, Antifreeze, Water, High Temperature	Nitrile	C	Polychloroprene	A
SAE 100R4	G4H	2-spiral, textile, helical wire	Return & Suction High Temperature	Nitrile	C	Polychloroprene	A
SAE 100R4	GMV	2-spiral, textile, helical wire	Return & Suction High Temperature	Nitrile	C	Polychloroprene	A
SAE 30R2 Type 1 & 2, B20 Biodiesel	RLA	1-braid, textile	Return & Suction Low Pressure, Biodiesel up to 125°F	Nitrile	C	Nitrile/PVC	C2
Gates Proprietary Design	RLC	3-braid, textile	Return & Low Pressure	Nitrile	C	Nitrile/PVC	C2
SAE 30R2, SAE 30R6, SAE 30R7 and B20 Biodiesel	LOC	1-braid, textile	Petrol, Oils, Antifreeze, Water, Air & Biodiesel up to 125°F	Nitrile	C	Textile	—
Gates Proprietary Design	LOL	1-braid, textile	Petrol, Oils, Antifreeze, Water & Air	Nitrile	C	***	A/C2
SAE J1402, DOT FMVSS106-74	TR500	2-braid, wire, textile	Petrol & Syn. Fluids, Air Brakes	Nitrile	C	Textile	—
SAE 100R5, DOT FMVSS106-74, Type All	*C5C	3-braid, T-W-T	Petr. Oil, Air Brake, Power Steering	*Nitrile	C	Textile	—
SAE J1402, DOT FMVSS106-74, Type All	C5D	3-braid, T-W-T	Petrol & Syn. Fluids, Air Brakes	CPE	J	Textile	—
SAE J1527, SAE J1942, ISO 7840	C5M	1-braid, wire	Marine Fuel & Oil	Nitrile	C	Nitrile/PVC	C2
DOTFMVSS106-74, Type All	C5E	3-braid, T-W-T	Air Brake, Power Steering, Lube	Nitrile	C	Textile	—
PTFE							
SAE 100R14	C14	1-braid, stainless steel	High Temperature, Multi Fluid, Nonconductive	PTFE	T	Stainless Steel	—
SAE 100R14	C14CT	1-braid, stainless steel	High Temperature, Multi Fluid, Conductive	PTFE	T	Stainless Steel	—
Thermoplastic							
SAE 100R7	TH7	1-braid, polyester	Petroleum & Synthetic Fluids	Nylon	Z	Urethane	U
SAE 100R7	TH7NC/TH7NCDL	1-braid, polyester	Non-conductive	Nylon	Z	Urethane	U
SAE 100R7	TH7DL	1-braid, polyester	Petroleum & Synthetic Fluids, Dual Line	Nylon	Z	Urethane	U
SAE 100R7	TH7NCDL	1-braid, polyester	Non-conductive, Dual Line	Nylon	Z	Urethane	U
SAE 100R8	TH8	2-braid, Polyester	Petroleum & Synthetic Fluids	Nylon	Z	Urethane	U
SAE 100R8	TH8NC	2-braid, Polyester	Non-conductive	Nylon	Z	Urethane	U
SAE 100R18	TH18	1-braid, Synthetic Fiber	Petroleum & Synthetic Fluids	Polyester	—	Urethane	U
SAE 100R18	TH18NC	2-braid, Synthetic Fiber	Non-conductive	Polyester	—	Urethane	U
Refrigerant							
SAE J51 Type All Dimensions/ Type D Performance, J2064, Type C, Class II Performance	PolarSeal® AC134a	Nylon barrier, 2-spiral, Polyester	Air Conditioning (R12 and R134a)	Polychloroprene	A	EPDM	P
SAE J2064 Type C, Class I	PolarSeal® ACC-PSII		Reduced Barrier Construction, Air Conditioning (R12, R13A and R22)	Elastomeric/ Nylon	-	Elastomeric	-

* -4 and -5 sizes have a Neoprene tube, ***MegaTech1000 sizes -4, 6, -8, -10, ****MegaTech II, ++ -16 & -20 EFG4K

Gates Hydraulic Hose Selection Guide - Continued

Description	Temp. Range (°F)	Dash Size vs. Rated Working Pressure (psi)															
		-2	-3	-4	-5	-6	-8	-10	-12	-16	-20	-24	-32	-40	-48	-56	-64
G8K	-40 +250								8,000	8,000							
EFG6K	-40 +250					6,000	6,000	6,000	6,000	6,000	6,000	6,000	6,000				
EFG6KL	-70 +212								6,000	6,000							
EFG5K	-40 +250					5,000	5,000	5,000	5,000	5,000	5,000	5,000	5,000				
EFG5KL	-70 +212								5,000	5,000	5,000	5,000					
EFG4K	-40 +250					4,000	4,000	4,000	4,000	4,000	4,000						
EFG4KL	-70 +212								4,000	4,000	4,000						
EFG3K	-40 +250										3,000	3,000	3,000				
M-XP	-40 +212			4,000		4,000	4,000	4,000	4,000								
M2T®	-40 +212			6,000	5,500	5,000	4,300	3,800	3,500	2,500	2,300	2,000	1,500				
CM2TDL	-40 +212			4,800		4,000											
M6K	-40 +212			6,000													
M5K	-40 +212			5,000	5,000	5,000	5,000										
M4K	-40 +212			4,000	4,000	4,000	4,000	4,000	4,000	4,000							
M4KH	-40 +250			4,000	4,000	4,000	4,000	4,000	4,000								
M4KL	-70 +212			4,000	4,000	4,000	4,000	4,000	4,000	4,000							
M3K	-40 +212		3,250	3,250	3,250	3,250	3,250	3,250	3,250	3,250							
M3KH	-40 +250		3,000	3,000	3,000	3,000	3,000	3,000	3,000	3,000							
G2	-40 +212		6,000	5,800		4,800	4,000	3,625	3,100	2,400	1,825	1,300	1,175				
G2H	-40 +275											1,300	1,175				
G2XH	-40 +300			6,000		5,000	4,250	3,625	3,100	2,500	2,250	1,800	1,500				
G2L	-70 +212			5,800		4,800	4,000	3,625	3,100	2,400	1,825	1,300					
J2AT	-40 +120			10,000		10,000											
G1	-40 +212		3,625	3,275	3,125	2,600	2,325	1,900	1,525	1,275	925	725	600				
G1H	-40 +275			2,750		2,250	2,000	1,500	1,250	1,000	625	725	600				
G3H	-40 +275			1,250		1,125	1,000		750	565	375						
GTH	-40 +275		500	400	400	400	400	350	300								
GTHX	-40 +275					400											
G4H	-40 +275								300	250	200						
GMV	-40 +275								300	250	200	162	112	68	62	56	56
RLA	-40 +212		250	250	250	250	200	200	200	160							
RLC	-40 +275									200	200	200	200	150	150	150	
LOC	-40 +250			300		300	300	300	300								
LOL	-40 +212		300	300	300	300	300	300	300								
TR500	-40 +250			500		500	500	500	500	500							
MegaTech® II	-40 +300										2,250	1,500	1,300				
MegaTech® GSTB	-40 +300			3,000		3,000	3,000	1,000	1,000	1,000	1,000	500	500	500	500		
MegaTech® 3000	-40 +300			3,000		3,000	3,000										
MegaTech® 1000	-40 +300			1,000		1,000	1,000	1,000	1,000	1,000							
MegaTech® 500	-40 +300											500	500	500	500		
MegaTech® 250	-40 +300			250		250	250	250	250	250	250						
MegaTech® LOC	-40 +300			300		300	300	300	300	300							
C5C	-40 +212			3,000	3,000	2,250	2,000	1,750	1,500	800	625	500	350	350			
C5CXH	-40 +302				3,000	2,250	2,000	1,750	1,500	800	625						
C5D	-40 +300•			1,500	1,500	1,500	1,250	1,250	750	400							
C5M	-40 +212				500	500	500	500	500	500							
C5E	-40 +300•			1,500	1,500	1,500	1,250	1,250	750	400	300						
C14	***			1,500	1,500	1,500	1,000	800	800	800							
C14 (Static)	-62 +72			3,000	3,000	2,500	2,000	1,500	1,200	1,000							
C14CT	***					1,500	1,000										
C14CT (Static)	72					2,500	2,000										
Thermoplastic																	
TH7	-65 +200	2,500	3,000	2,750	2,500	2,250	2,000		1,250	1,000							
TH7NC	-65 +200	2,500	3,000	2,750	2,500	2,250	2,000		1,250	1,000							
TH7DL	-65 +200			2,750	2,500	2,250	2,000										
TH7NCDL	-65 +200			2,750	2,500	2,250	2,000										
TH8	-65 +200		5,000	5,000		4,000	3,500		2,250	2,000							
TH8NC	-65 +200			5,000		4,000	3,500										
TH18	-67 +212			3,000	3,000	3,000	3,000	3,000									
TH18NC	-67 +212			3,000	3,000	3,000	3,000	3,000									
Refrigerant																	
PolarSeal® AC134a	-22 +257					500	500	500	500								
PolarSeal® ACC-PSII	-22 +257					350	350	350	350	350							

*** Dynamic temperatures -65 +400; Static temperatures +73 +450 • All purpose fleet application service — 40°F to +300°F (-40°C to +149°C), air to +250°F

HOSE
HOSE/CPLG. SELECTION
G8K COUPLINGS
GLOBAL SPIRAL COUPLINGS
PCM / PCS FERRULES
MEGACRIMP COUPLINGS
STAINLESS STEEL
POWER CRIMP COUPLINGS
LOC, GL AND GLP COUPLINGS
POLARSEAL COUPLINGS
POLARSEAL II COUPLINGS
C14 COUPLINGS
PCTS THERMOPLASTIC COUPLINGS
FIELD ATTACHABLE G1 & G2 COUPLINGS
FIELD ATTACHABLE C5 & C5E COUPLINGS
SURELOK AIR BRAKE COUPLINGS
ADAPTERS
QUICK DISCONNECT COUPLERS
LIVE SWIVEL
BALL VALVES
ACCESSORIES
EQUIPMENT AND PARTS

Additional Temperature Limits For Gates Hydraulic Hose

HOSE

HOSE/CPLG.
SELECTION

Caution: Water, water/oil emulsions and water/glycol solutions must be kept below the temperatures listed in the table below, relative to line pressures.

G8K COUPLINGS

GLOBALSPIRAL
COUPLINGS

MAXIMUM TEMPERATURE LIMITS FOR WATER, WATER/OIL EMULSIONS AND WATER/GLYCOL SOLUTIONS

Hose	Pressure Lines	Return Lines
G8K, EFG6K, EFG5K, EFG4K, EFG3K, G2, G2L, M2T®, M6K, M5K, M4K, M3K, RFS, RLA, C5C, C5E, LOC, LOL	+200°F [+93°C]	+180°F [+82°C]
G2H, G1H, MegaTech® Line, G2XH, C5D, G3H, GTH, G4H, GMV, RLC, TR500, M3KH, M4KH	+225°F [+107°C]	+180°F [+82°C]

PCM / PCS
FERRULES

MEGACRIMP
COUPLINGS

STAINLESS
STEEL

POWER CRIMP
COUPLINGS

LOC, GL AND GLP
COUPLINGS

POLARSEAL
COUPLINGS

POLARSEAL II
COUPLINGS

C14 COUPLINGS

PCTS
THERMOPLASTIC
COUPLINGS

FIELD
ATTACHABLE G1
& G2 COUPLINGS

FIELD
ATTACHABLE C5
& C5E
COUPLINGS

SURELOK AIR
BRAKE
COUPLINGS

ADAPTERS

QUICK
DISCONNECT
COUPLERS

LIVE SWIVEL

BALL VALVES

ACCESSORIES

EQUIPMENT AND
PARTS

Caution: The fluid manufacturer's recommended maximum operating temperature for any given fluid must not be exceeded. If different than the above listed hose temperatures, the lower limit must take precedence. Actual service life at temperatures approaching the recommended limit will depend on the particular application and the fluid being used in the hose. Intermittent (up to 10 percent of operating time) refers to momentary temperature surges. Detrimental effects increase with increased exposure to elevated temperatures.

Do NOT expose hose to maximum temperature and maximum rated working pressure at the same time.

A SUMMARY OF SAE J1273 FEB 2009

SCOPE

This summary provides guidelines for safety, selection, routing, fabrication, installation, replacement, maintenance, and storage of hose and hose assemblies. These are the recommended practices for hydraulic hose, but are also appropriate for many other hose and systems.

SAFETY

Safety should be a paramount concern whenever working with a hydraulic system. The fluids conveyed are often at high temperatures and extremely high pressures which present unique dangers.

Hydraulic fluid injuries are generally very severe and may come in several forms. Fluid injections wounds may occur any time there is a leak in a hydraulic system. Never check for leaks or damage to a hydraulic system by feel, the best case scenario with a fluid injection wound is months of painful treatment to recover, addition risks include amputation and death. Due to the high temperatures any time a user is exposed to hydraulic fluids severe burns may result, this exposure may be a result of an assembly failure or even oil released during maintenance. Additionally there is a danger of fire or explosion if a hose fails around a hot engine or exhaust manifold, or if a static discharge takes place in a fluid spray.

Unconstrained hose may whip on pressurization or in the event of failure and are extremely dangerous. Additionally during the release of pressure on the hydraulic system improperly secured booms or other cylinder supported components may drop suddenly.

A sometimes less recognized risk is that of electrical shock. Any equipment used to work around live electrical lines [such as lifts, etc]. Should be equipped with hydraulic hose rated as non-conductive. This is because most hydraulic hose have wire reinforcement and are inherently conductive. Also even when non-conductive hose are used it is important to recognize that hydraulic fluids may also act as conductors.

HOSE SELECTION

The Gates STAMPED process is the industry accepted standard for hose selection, this process involves determining the following properties:

SIZE

> Internal diameter requirements will affect fluid velocity and outside diameter may also sometime be concern for routing purposes. When in doubt match existing specifications.

TEMPERATURE

> The maximum recommended hose temperature should never be exceeded, either in the fluid conveyed or on the exterior of the hose. Similarly special hose are available which will maintain flexibility at very low temperatures, always follow manufacturer guidelines.

APPLICATION

> Environmental conditions such as ultraviolet light, salt water, air pollutants, temperature, ozone, chemicals, electricity, abrasion and paint application will all negatively impact hose assembly life.

> Static Discharge can become an issue when non-polar liquids or mixtures including non-polar liquids are conveyed in non-conductive hose. A static charge will build and on discharge perforate the hose tube, to avoid this use conductive tube products when conveying non-polar, or mixtures of non-polar, liquids.

> Electrical Conductivity of hydraulic hose or conveyed fluids is an issue with equipment used to work around electrical lines. If hydraulic equipment is to be used around electrical lines, always use hydraulic hose rated as non-conductive.

> The cleanliness requirements of a final hose assembly will be determined by the system it is to be applied too. Always follow the equipment manufacturer's recommended cleanliness standard.

> Be sure to select products which will meet any regulatory standards required in the application. Examples of these standards would include: SAE, USCG, EN/DIN, ABS, etc.

> Never place hose in a position where they are pulled on. Hose are designed to hold pressure and convey fluids, exposing them to axial loads will cause premature failure.

> Any special or unusual applications should always be approved by the hose manufacturer, otherwise additional independent testing may be required.

MATERIALS

> Permeation, or effusion, is the movement of a substance through the hose tube walls which may degrade the hose tube, cause cover blistering, or other undesired effects, and must be considered especially when conveying compressed gasses.

> Be sure to select a hose which is compatible and approved by the manufacturer for the fluid conveyed. Concentration, pressure, temperature and other factors may impact the compatibility of the hose and fluid.

HOSE
HOSE/CPLG. SELECTION
G8K COUPLINGS
GLOBAL SPIRAL COUPLINGS
PCM / PCS FERRULES
MEGACRIMP COUPLINGS
STAINLESS STEEL
POWER CRIMP COUPLINGS
LOC, GL AND GLP COUPLINGS
POLARSEAL COUPLINGS
POLARSEAL II COUPLINGS
C14 COUPLINGS
PCTS THERMOPLASTIC COUPLINGS
FIELD ATTACHABLE G1 & G2 COUPLINGS
FIELD ATTACHABLE C5 & C5E COUPLINGS
SURELOK AIR BRAKE COUPLINGS
ADAPTERS
QUICK DISCONNECT COUPLERS
LIVE SWIVEL
BALL VALVES
ACCESSORIES
EQUIPMENT AND PARTS

SAE Recommended Practices for Hydraulic Hose Assemblies – Continued

HOSE
HOSE/CPLG. SELECTION
G8K COUPLINGS
GLOBAL SPIRAL COUPLINGS
PCM / PCS FERRULES
MEGACRIMP COUPLINGS
STAINLESS STEEL
POWER CRIMP COUPLINGS
LOC, GL AND GLP COUPLINGS
POLARSEAL COUPLINGS
POLARSEAL II COUPLINGS
C14 COUPLINGS
PCTS THERMOPLASTIC COUPLINGS
FIELD ATTACHABLE G1 & G2 COUPLINGS
FIELD ATTACHABLE C5 & C5E COUPLINGS
SURELOK AIR BRAKE COUPLINGS
ADAPTERS
QUICK DISCONNECT COUPLERS
LIVE SWIVEL
BALL VALVES
ACCESSORIES
EQUIPMENT AND PARTS

PRESSURE

- > The maximum working pressure of a hose assembly is the lowest working pressure of any component of the assembly.
- > Hose should be sized with a working pressure equal to or above the maximum pressure encountered in a system. High frequency electronic transducers will be necessary to determine the maximum surge, or impulse, pressure in a system.
- > If a hose assembly will be exposed to suction, be sure it is rated to hold the maximum suction and pressure in that portion of the system.
- > Any time a hose assembly is to be exposed to external pressures, which may exceed the internal hose pressures, be sure to consult the hose manufacturer for recommendations.

ENDS

- > Always use manufacturer approved couplings for hose assemblies. Be sure to select the appropriate end termination for a system working pressure and other requirements such as vibration resistance.

DELIVERY

- > Always follow manufacturer recommendations for maximum fluid velocity within a hose. Excessive fluid velocity may cause excessive pressure loss, heat generation, hose movement or whipping, system noise, and hammer effects.

HOSE ROUTING

Proper attention to good hose routing and application practices will ensure reliable function of hose assemblies. The following is a short list of factors to consider when routing hose.

- > Vibration: Consider vibration requirements when selecting hose and predicting service life. Clamps, dampers, and other mechanisms may be necessary to reduce vibration.
- > Cover protection: Protect the hose cover from abrasion, erosion, snagging, and cutting. Special abrasion-resistant hose and hose guards are available for additional protection. Route the hose to reduce abrasion from hose rubbing other hose or objects that may abrade it.
- > External Physical Abuse: Route hose to avoid tensile [pulling] loads, side loads, flattening, thread damage, kinking, damage to sealing surfaces, abrasion and twisting.
- > Swivel Adapters: Swivel-type fittings or adapters do not transfer torque to hose while being tightened. Use these as needed to prevent twisting during installation.
- > Live Swivels: If two components in the system are rotating in relation to each other, live swivels may be necessary. These connectors reduce the torque transmitted to the hose.

- > Slings and Clamps: Use slings and clamps to support heavy or long hose and to keep it away from moving parts. Use clamps that prevent hose movement that will cause abrasion. Care shall be taken to prevent the sling clamp from abraiding the hose. Avoid over tightening of slings or clamps.
- > MBR: Routing during assembly and use at less than minimum bend radius may reduce hose life. Sharp bending at the hose/fitting juncture may result in leaking, hose rupturing, or the hose assembly blowing apart. A minimum straight length of 1.5 times the hose's outside diameter shall be allowed between the hose fitting and the point at which the bend starts.
- > Elbows and Adapters: Use elbows or adapters to relieve hose strain due to routing.
- > Lengths: Unnecessarily long hose can increase pressure drop and affect system performance. When pressurized, hose that is too short may pull loose from its fittings, or stress the hose fitting connections, causing premature metallic or seal failures.
- > Motion Absorbtion: Provide adequate hose length to distribute movement and prevent bends smaller than the minimum bend radius.
- > Hose Movement and Bending [multi plane bending]: Hose allows relative motion between system components. Analyze this motion when designing hose systems. The number of cycles per day may significantly affect hose life. Also avoid multiple planes of motion and twisting motion.
- > Hose and machine tolerances: Design hose to allow for changes in length due to machine motion and tolerances.
- > Hose length change due to pressure: Design hose to accommodate length changes from changing pressures. Do not cross or clamp together high- and low-pressure hose. The difference in length changes could wear the hose covers.

HOSE ASSEMBLY FABRICATION

- > Component inspection: Before creating an assembly be sure to inspect all components to be sure they are the correct product, cut correctly, and do not have any visually identifiable defects.
- > Couplings [compatibility]: Hose fitting components from one manufacturer are not usually compatible with fitting components supplied by another manufacturer. Never mix and match hose and couplings from different manufacturers, unless approved by both parties.
- > Hose assembly equipment [crimpers]: Hose and fittings from one manufacturer should not generally be assembled with the equipment of another manufacturer.

SAE Recommended Practices for Hydraulic Hose Assemblies – Continued

- > Safety Equipment: During fabrication, use proper safety equipment, including eye protection, respiratory protection, and adequate ventilation.
- > Reuse of Hose and Fittings: Damaged hose and fittings shall not be used.
 - Never reuse: Field-attachable fittings that have blown or pulled off hose
 - Never reuse: Any part of hose fittings that were permanently crimped or swaged to hose
 - Never reuse: Hose that has been in service
- > Cleanliness: Hose assemblies may be contaminated during fabrication. Clean hose to specified cleanliness levels.
- > Temperature: The fabrication of hose assemblies should be performed at an ambient temperature over 0°C.
- > Assembly inspection: After assembly, hose assemblies shall be inspected for visible defects and interior obstructions.
- > Marking: Hose assemblies shall be marked in accordance with any relevant standards.

HOSE ASSEMBLY INSTALLATION AND REPLACEMENT

- > Before installation inspect the hose assembly for:
 - Hose length and routing for compliance with original design
 - Correct style, size, length, and visible nonconformities
 - Coupling sealing surfaces for burrs, nicks, or other damage
- > Handling during installation: Handle hose with care during installation. Kinking hose, or bending at less than minimum bend radius may reduce hose life. Avoid sharp bending at the hose/fitting juncture. Before and during installation, hose assemblies should be at a temperature above 0°C.
- > Twist angle and orientation: To avoid twisting, which shortens hose life, the hose layline can be used as a reference. Twisting can also be avoided through the use of two wrenches during the installation of swivel connectors.

Securement and protection: Install necessary restraints and protective devices. Determine that such devices do not create additional stress or wear points.

Assembly Torque: Always follow the manufacturer recommended coupling installation practices, and torque or flats values. Improper installation may result in a leaking connection.

System Checkouts: In hydraulic or other liquid systems, eliminate all air entrapment after completing the installation. Follow manufacturers' instructions to test the system for possible malfunctions and leaks.

MAINTENANCE INSPECTION

As part of regular equipment maintenance, hose assemblies should always be checked for deterioration.

Frequency: Evaluate factors such as the nature and severity of the application, past history, and manufacturers' information to establish the frequency of inspections.

Visual Inspection: Only visually inspect for leaks. NEVER attempt to feel a leak, which could cause a fluid injection wound. Look for leaks, weeping, hose cracking, deformation, hardening or softening, rust, noise, smells, and any other defect which indicates a hose assembly may require replacement.

HOSE STORAGE

Age control: Store hose in a manner that facilitates age control and first-in, first-out usage based on manufacturing date on hose or hose assembly. Any hose or assembly in storage for more than two years should be visually inspected and proof pressure tested.

Storage Conditions will greatly affect hose shelf life, always store hose in the manufacturers' original packaging. Avoid high temperatures, ozone, solvents and their vapors, corrosive [acid or basic] liquids and fumes, rodents, extremes in humidity, ultraviolet light, insects, radiation, strong, electro-magnetic fields, molds, and fungi.

Basic Testing for Usability: Flex the hose to the minimum bend radius and compare it with new hose. After flexing, examine the cover and tube for cracks. If any appear, no matter how small, reject the hose.

If the hose is wire reinforced, and the hose is unusually stiff, or a cracking sound is heard during flexing, check for corrosion by cutting away a section of the cover from a sample. Corrosion would be another reason for rejection.

If doubt still persists, contact hose assembler to conduct proof-pressure tests or any other tests needed to verify hose quality.

REFERENCES

All of the material presented here may be explored in more detail by obtaining the original standards from the appropriate regulatory agency.

SOCIETY OF AUTOMOTIVE ENGINEERS (SAE)

- SAE J343 Test and Test Procedures for SAE 100R Series Hydraulic Hose and Hose Assemblies
- SAE J514 Hydraulic Tube Fittings
- SAE J517 Hydraulic Hose

INTERNATIONAL STANDARDS ORGANIZATION (ISO)

- ISO 3457 Earth moving machinery—Guards and shields—Definitions and specifications
- ISO 2230 Rubber products—Guidelines for storage
- ISO 8331 Rubber and plastics hose and hose assemblies—Guide to selection, storage, use and maintenance

HOSE
HOSE/CPLG. SELECTION
G8K COUPLINGS
GLOBAL SPIRAL COUPLINGS
PCM / PCS FERRULES
MEGACRIMP COUPLINGS
STAINLESS STEEL
POWER CRIMP COUPLINGS
LOC, GL AND GLP COUPLINGS
POLARSEAL COUPLINGS
POLARSEAL II COUPLINGS
C14 COUPLINGS
PCTS THERMOPLASTIC COUPLINGS
FIELD ATTACHABLE G1 & G2 COUPLINGS
FIELD ATTACHABLE C5 & C5E COUPLINGS
SURELOK AIR BRAKE COUPLINGS
ADAPTERS
QUICK DISCONNECT COUPLERS
LIVE SWIVEL
BALL VALVES
ACCESSORIES
EQUIPMENT AND PARTS

Motor Vehicle Safety Standard For Brake Hose

HOSE

HOSE/CPLG.
SELECTION

G8K COUPLINGS

GLOBALSPIRAL
COUPLINGS

PCM / PCS
FERRULES

MEGACRIMP
COUPLINGS

STAINLESS
STEEL

POWER CRIMP
COUPLINGS

LOC, GL AND GLP
COUPLINGS

POLARSEAL
COUPLINGS

POLARSEAL II
COUPLINGS

C14 COUPLINGS

PCTS
THERMOPLASTIC
COUPLINGS

FIELD
ATTACHABLE G1
& G2 COUPLINGS

FIELD
ATTACHABLE C5
& C5E
COUPLINGS

SURELOK AIR
BRAKE
COUPLINGS

ADAPTERS

QUICK
DISCONNECT
COUPLERS

LIVE SWIVEL

BALL VALVES

ACCESSORIES

EQUIPMENT AND
PARTS

DOT FMVSS 106-74

MOTOR VEHICLE SAFETY STANDARD FOR BRAKE HOSE

Gates has received an increasing number of inquiries about the Department of Transportation (DOT) regulation FMVSS-106 regarding air brake hose. The requirements of the standard were issued by the National Highway Traffic Safety Administration and are published in the Federal Register, 49 Code of Federal Regulations, Part 571 MVSS 106 Brake Hose.

NOTE: Anyone making brake assemblies must be registered with the Department of Transportation.

WHAT IS FMVSS-106?

The standard is written with specifics on labeling, performance tests, tests procedures, and registration. It is not a standard for design specifications for motor vehicle brake hose, brake hose assemblies, or brake hose end fittings. The Standard No. 106 will ensure that each user of brake hose will be supplied only the highest quality of hose. DOT will conduct random performance testing in accordance with the test procedures to ensure that the hose, couplings, and assemblies meet FMVSS 106.

“The purpose of the standard is to reduce deaths and injuries occurring as a result of brake system failure from pressure or vacuum loss due to hose or hose assembly rupture.”

The regulations will apply to all over-the-road vehicles including trailers and motorcycles. Off-the-road vehicles will not be regulated if they are designed to operate on those other than public roads.

BASIC PROVISIONS OF FMVSS-106.

1. Three types of brake hose are covered [hydraulic, air, and vacuum brake] together with couplings and hose assemblies. At this point, we will only focus on air brake hose and assemblies.
2. Performance level for brake hose is established instead of design specifications.
3. Permanent as well as reusable fittings are permissible with air brake hose. Inside and outside diameters standards for air brake hose intended for use with field attachable couplings have been established. These hose are identified as Type I and Type II.

GATES CUSTOMER/ASSEMBLER WITH REGARD TO FMVSS-106.

1. Test [dimensional and pressure] each assembly or per customer's requirements before it is packaged and delivered to the customer.
2. Two of every 100 air brake hose assemblies produced or per customer's requirements are subjected to hydrostatic pressure testing and tensile strength [destructive] testing.

LABELING OF AIR BRAKE HOSE.

Any customer crimping air brake assemblies must be registered with the National Traffic Safety Administration [NHTSA].

THE NATIONAL HIGHWAY TRAFFIC SAFETY ADMINISTRATION (NHTSA) REQUIRES:

1. Product DOT CERTIFICATION. [Gates Corporation responsibility. The Gates logo is our DOT registration.]
2. Registration of the assembler. [Customer/Distributor responsibility.]*
3. Permanent assembly identification. [Customer/Distributor responsibility.] Refer to Gates frosted air brake hose labels below.

* To begin the registration process, please complete the BRAKE HOSE REGISTRATION application form on the following page. You can mail or fax the completed form to the address and number listed on the form.

FROSTED AIR BRAKE HOSE LABELS

Product Number: 7484-0023

Part Number: 78214

To assist you in complying with the NHTSA requirement for identifying brake hose assemblies, Gates now offers mylar hose labels.

- > Self-adhesive
- > 1" wide by 3-3/4" long, with a 1-1/2" by 1" white area on one end for printed information
- > Format suitable for typewriters, computer printers or hand writing
- > Accepts 9-10 typed characters per row, 4 or 5 on a row
- > Wrap-around label resists damage from elements

LABEL APPLICATION PROCEDURE:

1. Print appropriate information on label.
2. Wrap tag around hose assembly, printed end first.
3. Cover printed end with clear mylar tail of label.

Comes in 500 labels per pack.



Brake Hose Registration Application

Brake Hose Assembler/Manufacturer's Plant Information

Plant Contact Name:			
_____	_____	_____	
<i>Last</i>	<i>First</i>	<i>Position</i>	
Plant Name: _____			
Business Address: _____			
_____ <i>Street, Suite No., P.O. Box No.</i>			
_____	_____	_____	_____
<i>City</i>	<i>State/Province</i>	<i>Country</i>	<i>Postal Code</i>
Plant Contact Info.:			
_____	_____	_____	
<i>Telephone</i>	<i>Facsimile</i>	<i>E-mail</i>	

Brake Hose Assembler/Manufacturer's Designation Symbol Information (The symbol you will use on your brake hose)

Brake Hose Assembler/Manufacturer's U.S. Resident as Agent as identified in the separate 49 CFR Part 551 submission (Complete agent information only if this application is for a foreign manufacturer)

Agent Name:			
_____	_____	_____	
<i>Last</i>	<i>First</i>		
Business Address:			

<i>Street, Suite No., P.O. Box No.</i>		<i>City</i>	<i>State</i>
			<i>Zip Code</i>
Agent Contact Info.:			
_____	_____		_____
<i>Telephone</i>			<i>E-mail</i>

Application Completed By

_____	_____	_____	_____
<i>Last</i>	<i>First</i>	<i>Date</i>	<i>E-mail</i>

Instructions For Application Submission

This suggested form will assist a manufacturer to comply with applying for Brake Hose Manufacturer's Identification. Please complete the form by typing or clearly printing. Each manufacturer who has submitted this information must keep its entry current, accurate, and complete by submitting revised information not later than 30 days after the relevant changes in its business occur.

Mail, Fax or E-mail the completed form to:
Attention: Vehicle Equipment and Component Coordinator
 National Highway Traffic Safety Administration
 1200 New Jersey Avenue, SE
 West Building, Room W45-207
 Washington, DC 20590
 Fax: 202-366-3081

HOSE
HOSE/CPLG. SELECTION
G8K COUPLINGS
GLOBAL SPIRAL COUPLINGS
PCM / PCS FERRULES
MEGACRIMP COUPLINGS
STAINLESS STEEL
POWER CRIMP COUPLINGS
LOC. GL AND GLP COUPLINGS
POLAR SEAL COUPLINGS
POLAR SEAL II COUPLINGS
C14 COUPLINGS
PCTS THERMOPLASTIC COUPLINGS
FIELD ATTACHABLE G1 & G2 COUPLINGS
FIELD ATTACHABLE C5 & C5E COUPLINGS
SURELOK AIR BRAKE COUPLINGS
ADAPTERS
QUICK DISCONNECT COUPLERS
LIVE SWIVEL
BALL VALVES
ACCESSORIES
EQUIPMENT AND PARTS

Manufacturer and Product Identification

(Suggested form to comply with 49 CFR Part 566)

HOSE
HOSE/CPLG. SELECTION
G8K COUPLINGS
GLOBALSPIRAL COUPLINGS
PCM / PCS FERRULES
MEGACRIMP COUPLINGS
STAINLESS STEEL
POWER CRIMP COUPLINGS
LOC, GL AND GLP COUPLINGS
POLARSEAL COUPLINGS
POLARSEAL II COUPLINGS
C14 COUPLINGS
PCTS THERMOPLASTIC COUPLINGS
FIELD ATTACHABLE G1 & G2 COUPLINGS
FIELD ATTACHABLE C5 & C5E COUPLINGS
SURELOK AIR BRAKE COUPLINGS
ADAPTERS
QUICK DISCONNECT COUPLERS
LIVE SWIVEL
BALL VALVES
ACCESSORIES
EQUIPMENT AND PARTS

Manufacturer's Information		Submission Type: <input type="checkbox"/> Initial <input type="checkbox"/> Revision
Full Name of Company: _____		
All Company DBA's: _____		
Company Principal Officer: _____		
Last	First	Position
Company Address: _____		
Street, Suite, No., P.O. Box No.		
City	State/Province	Country
Postal Code		
Company Contact Info.: _____		
Telephone	Facsimile	E-mail
Website		
Submitted by Company Official: _____		
Printed Name	Company Position	Date
Signature		

Your Company Manufactures What Regulated Equipment Items? (Check all that apply)

(Regulated equipment items are only the 13 equipment listed below that are subject to a Federal motor vehicle safety standard)

- Tires
 Rims
 Brake hoses
 Brake fluid
 Seat belts
 Lamps, Reflectors, and Assoc. Equip.
 Motorcycle Helmets
 Glazing
 Child Restraint Systems
 Platform Lifts
 Rear Impact Guards
 Triangular Warning Devices
 CNG Containers

Your Company Manufactures What Types of Vehicles? (Check all that apply)

(Please identify the approximate GVWR (in pounds) in the space provided below)

- | | | | |
|---|---|--|--|
| <input type="checkbox"/> Passenger Cars
GVWR _____ to _____ | <input type="checkbox"/> Multipurpose Vehicles
GVWR _____ to _____ | <input type="checkbox"/> Trucks
GVWR _____ to _____ | <input type="checkbox"/> Low-Speed Vehicles
GVWR _____ to _____ |
| <input type="checkbox"/> Pole Trailers
GVWR _____ to _____ | <input type="checkbox"/> Buses (other than School Buses)
GVWR _____ to _____ | <input type="checkbox"/> School Buses
GVWR _____ to _____ | <input type="checkbox"/> Motorcycles
GVWR _____ to _____ |
| <input type="checkbox"/> Trailers
GVWR _____ to _____ | | | |
| <input type="checkbox"/> Incomplete vehicles - means an assemblage consisting, at a minimum, of chassis (including the frame) structure, power train, steering system, suspension system, and braking system, in the state that those systems are to be part of the completed vehicle, but requires further manufacturing operations to become a completed vehicle. Also means an incomplete trailer. GVWR _____ to _____ | | | |

What Type of Vehicle Manufacturer or Alterer is Your Company? (Check all that apply)

Note: If you are a completed vehicle or incomplete vehicle manufacturer, you must also submit VIN deciphering info under 49 CFR Part 565

- Completed Vehicle Manufacturer - a manufacturer of vehicles that require no further manufacturing operations to perform their intended function
 Incomplete Vehicle Manufacturer - a manufacturer of incomplete vehicles, as defined above
 Intermediate Manufacturer - a manufacturer (other than the incomplete vehicle manufacturer or the final-stage manufacturer) who performs manufacturing operations on a vehicle manufactured in two or more stages
 Final-Stage Manufacturer - a manufacturer who performs such manufacturing operations on an incomplete vehicle that it becomes a completed vehicle
 Alterer - a person who alters by addition, substitution, or removal of components (other than readily attachable components), a certified vehicle before the first purchase of the vehicle other than for resale

Instructions for Completing, Revising, and Submitting Your Information

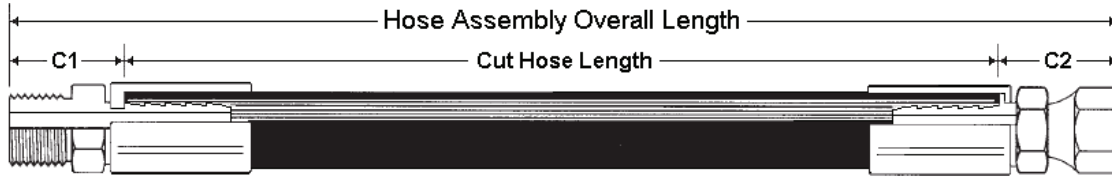
49 CFR Part 566 requires that a manufacturer of motor vehicles and regulated motor vehicles equipment items submit to NHTSA not later than 30 days after manufacturing begins, information about the company and the products it manufactures. This suggested form will assist a manufacturer to comply with Part 566. Please complete the form by typing or clearly printing. Each manufacturer who has submitted this information must keep its entry current, accurate, and complete by submitting revised information not later than 30 days after the relevant changes in its business occur.

Mail the completed form to:
Attention: VIN Coordinator
National Highway Traffic Safety Administration
1200 New Jersey Avenue, SE
West Building, Room W45-205
Washington, DC 20590
Fax: 202-366-3081

How to Make Hose Assemblies of Specific Lengths

Overall Assembly Length – C1 – C2 = Hose Cut Length


The "C" length for each coupling is listed in the catalog, as shown below.



For the Gates Assembly 6M3K-8FJX-8MP-12.5

$$12.5'' - 1.38'' - 1.42'' = 9.7'' \text{ [Cut Hose Length]}$$

Descr.	Prod. No.	3	C		
			mm	in	mm
6G-8MP	7100-10095	3	36.1	1.42	36.1
Descr.	Prod. No.	3	C		
6GE-8FJX	7100-10965	3	35.1	1.38	35.1



To meet SAE quality requirements: the final assembly must meet the dimensional requirements shown in the table on the right; the hose cut must be within 5° of perpendicular, on 1" hose this is less than 3/32"; and coupling orientation must be within 2° of specification, orientation which is off as little as one percent can half the life of a hose assembly.

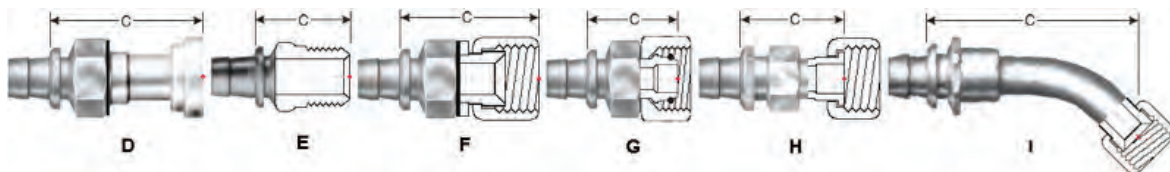
Best practice to achieve these requirements is to begin by dry fitting all components of the assembly, then measure from one end of a coupling to the opposite end of the cut hose, crimp the coupling and measure the change in length. This will give a good estimate of change in hose length due to the crimping process, and allow for compensation. The use of witness marks to verify orientation and coupling insertion depth is also encouraged.

Assembly DAL [in]	Tolerance [in]
≤ 12	±0.125
12 < L ≤ 18	±0.1875
18 < L ≤ 36	±0.25
> 36	+ 1%*

*to the nearest 0.125 inches

Assembly length tolerance [SAE J517]

When measuring a hose assembly, the point at which the ends of the assembly are measured will depend on the style and construction of the couplings. A summary of measurement points is shown below. More detailed information is available in the tech note "Overall Length of Hose Assemblies."



Coupling termination measurement points, from left to right: D) flange, E) straight male, F) US spec [SAE, JIC, NPSM], G International spec [DIN, BSP, GAZ], H FFOR and I bent [elbow] couplings

HOSE

HOSE/CPLG. SELECTION

G8K COUPLINGS

GLOBALSPIRAL COUPLINGS

PCM / PCS FERRULES

MEGACRIMP COUPLINGS

STAINLESS STEEL

POWER CRIMP COUPLINGS

LOC. GL AND GLP COUPLINGS

POLARSEAL COUPLINGS

POLARSEAL II COUPLINGS

C14 COUPLINGS

PCTS THERMOPLASTIC COUPLINGS

FIELD ATTACHABLE G1 & G2 COUPLINGS

FIELD ATTACHABLE C5 & C5E COUPLINGS

SURELOK AIR BRAKE COUPLINGS

ADAPTERS

QUICK DISCONNECT COUPLERS

LIVE SWIVEL

BALL VALVES

ACCESSORIES

EQUIPMENT AND PARTS

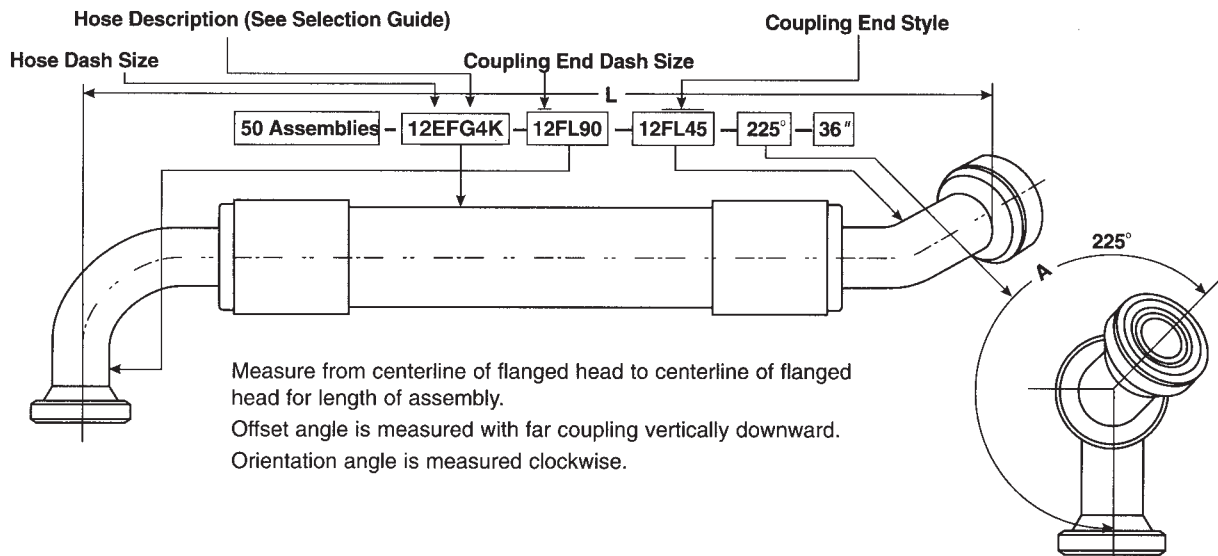
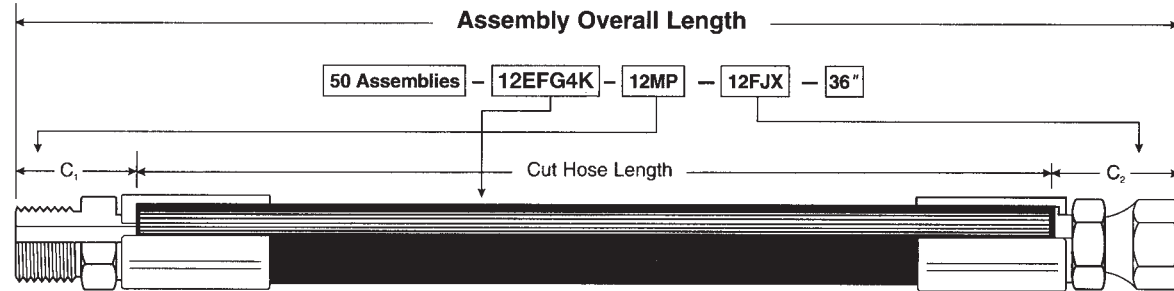
How to Describe Gates Hydraulic Hose Assemblies

HOSE
HOSE/CPLG. SELECTION
G8K COUPLINGS
GLOBALSPIRAL COUPLINGS
PCM / PCS FERRULES
MEGACRIMP COUPLINGS
STAINLESS STEEL
POWER CRIMP COUPLINGS
LOC, GL AND GLP COUPLINGS
POLARSEAL COUPLINGS
POLARSEAL II COUPLINGS
C14 COUPLINGS
PCTS THERMOPLASTIC COUPLINGS
FIELD ATTACHABLE G1 & G2 COUPLINGS
FIELD ATTACHABLE C5 & C5E COUPLINGS
SURELOK AIR BRAKE COUPLINGS
ADAPTERS
QUICK DISCONNECT COUPLERS
LIVE SWIVEL
BALL VALVES
ACCESSORIES
EQUIPMENT AND PARTS

When you order hydraulic assemblies, be sure the following information is included as shown in the illustrations below:

1. Quantity of assemblies required.
2. Hose catalog description [dash size and type].
3. First coupling dash size and end style.
4. Second coupling dash size and end style.
5. Offset angle or orientation of couplings must be specified if both couplings contain bent tube ends.
6. Assembly overall length.

Example:



CAUTION:

Rated working pressure of the application should always determine selection of hose. Used up to the recommended **rated working pressure**, the hose will provide normal service life before replacement is required.

When new, the hose described in this catalog will meet or exceed the **minimum burst pressure** listed in the hose specification tables. However—as with any hose in the industry—after the hose has been impulsed for a length of time, **minimum burst pressure** will decrease from the figure shown in the specification tables.

Temperature ranges specified for specific hose refer to recommended temperature limits of fluids being conveyed or ambient temperatures. Exceeding these limits will cause degradation of material compounds and reduce hose service life.

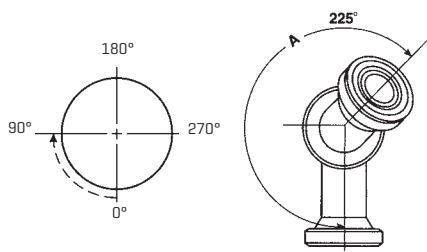
How to Describe Gates Hydraulic Hose Assemblies



Coupling A Information	Hose Type	Coupling B Information
<input type="checkbox"/> Male <input type="checkbox"/> Female Angle ____° Drop: <input type="checkbox"/> S <input type="checkbox"/> M <input type="checkbox"/> L <input type="checkbox"/> XL or Drop Length ____ [mm]	Gates _____ I.D. _____ or SAE 100R _____ Dash Size: <input type="checkbox"/> 2 <input type="checkbox"/> 3 <input type="checkbox"/> 4 <input type="checkbox"/> 5 <input type="checkbox"/> 6 <input type="checkbox"/> 8 <input type="checkbox"/> 10 <input type="checkbox"/> 12 <input type="checkbox"/> 16 <input type="checkbox"/> 20 <input type="checkbox"/> 24 <input type="checkbox"/> 32 <input type="checkbox"/> 40 <input type="checkbox"/> 48 <input type="checkbox"/> 56 <input type="checkbox"/> 64 Temperature _____° Working Pressure (psi): <input type="checkbox"/> 100 <input type="checkbox"/> 101-250 <input type="checkbox"/> 250-499 <input type="checkbox"/> 500-1000 <input type="checkbox"/> 1001-2999 <input type="checkbox"/> 3000-3999 <input type="checkbox"/> 4000-5999 <input type="checkbox"/> 6000 Application <input type="checkbox"/> Return Line <input type="checkbox"/> Pressure Line <input type="checkbox"/> Intake Line <input type="checkbox"/> High Pressure Line <input type="checkbox"/> Special Fluid _____	<input type="checkbox"/> Male <input type="checkbox"/> Female Angle ____° Drop: <input type="checkbox"/> S <input type="checkbox"/> M <input type="checkbox"/> L <input type="checkbox"/> XL or Drop Length ____ [mm]
Thread <input type="checkbox"/> JIC [37° Flare] _____ <input type="checkbox"/> NPTF _____ <input type="checkbox"/> O-Ring Boss _____ <input type="checkbox"/> Flat-Face O-Ring [ORFS] _____ <input type="checkbox"/> Code 61 _____ <input type="checkbox"/> Code 62 _____ <input type="checkbox"/> BSPP _____ <input type="checkbox"/> DIN [Light/Heavy] _____ <input type="checkbox"/> Other _____		Thread <input type="checkbox"/> JIC [37° Flare] _____ <input type="checkbox"/> NPTF _____ <input type="checkbox"/> O-Ring Boss _____ <input type="checkbox"/> Flat-Face O-Ring [ORFS] _____ <input type="checkbox"/> Code 61 _____ <input type="checkbox"/> Code 62 _____ <input type="checkbox"/> BSPP _____ <input type="checkbox"/> DIN [Light/Heavy] _____ <input type="checkbox"/> Other _____

Overall Length _____ In. mm

Coupling Orientation: _____°



Measure from centerline of flanged head to centerline of flanged head for length of assembly.

Offset angle is measured with far coupling vertically downward.

Orientation angle is measured clockwise.

HOSE GUARDS

	Full Length	Partial Length	From End of Coupling
LifeGuard® Sleeve 	<input type="checkbox"/>	_____	_____
Wire Spring 	<input type="checkbox"/>	_____	_____
Flat Armor Spring 	<input type="checkbox"/>	_____	_____
Nylon Sleeve 	<input type="checkbox"/>	_____	_____
Plastic Coil Sleeve 	<input type="checkbox"/>	_____	_____

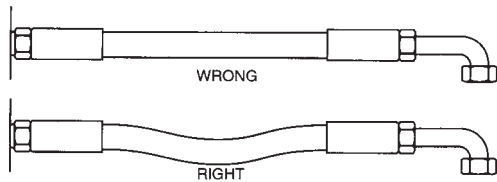
HOSE
HOSE/CPLG. SELECTION
G8K COUPLINGS
GLOBAL SPIRAL COUPLINGS
PCM/PCS FERRULES
MEGACRIMP COUPLINGS
STAINLESS STEEL
POWER CRIMP COUPLINGS
LOC, GL AND GLP COUPLINGS
POLARSEAL COUPLINGS
POLARSEAL II COUPLINGS
C14 COUPLINGS
PCTS THERMOPLASTIC COUPLINGS
FIELD ATTACHABLE G1 & G2 COUPLINGS
FIELD ATTACHABLE C5 & C5E COUPLINGS
SURELOK AIR BRAKE COUPLINGS
ADAPTERS
QUICK DISCONNECT COUPLERS
LIVE SWIVEL
BALL VALVES
ACCESSORIES
EQUIPMENT AND PARTS

Hose Assembly Routing Tips

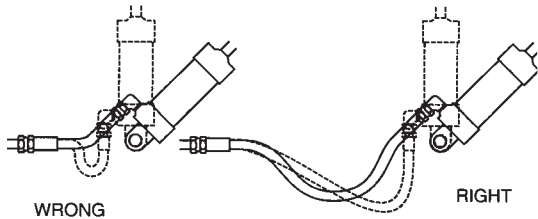
HOSE
HOSE/CPLG. SELECTION
G8K COUPLINGS
GLOBALSPIRAL COUPLINGS
PCM / PCS FERRULES
MEGACRIMP COUPLINGS
STAINLESS STEEL
POWER CRIMP COUPLINGS
LOC, GL AND GLP COUPLINGS
POLARSEAL COUPLINGS
POLARSEAL II COUPLINGS
C14 COUPLINGS
PCTS THERMOPLASTIC COUPLINGS
FIELD ATTACHABLE G1 & G2 COUPLINGS
FIELD ATTACHABLE C5 & C5E COUPLINGS
SURELOK AIR BRAKE COUPLINGS
ADAPTERS
QUICK DISCONNECT COUPLERS
LIVE SWIVEL
BALL VALVES
ACCESSORIES
EQUIPMENT AND PARTS

Proper hose installation is essential for satisfactory performance. If hose length is excessive, the appearance of the installation will be unsatisfactory and unnecessary cost of equipment will be involved. If hose assemblies are too short to permit adequate flexing and changes in length due to expansion or contraction, hose service life will be reduced.

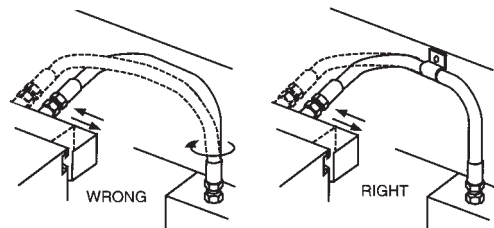
The following diagrams show proper hose installations which provide maximum performance and cost savings. Consider these examples in determining length of a specific assembly.



When hose installation is straight, allow enough slack in hose line to provide for length changes which will occur when pressure is applied.



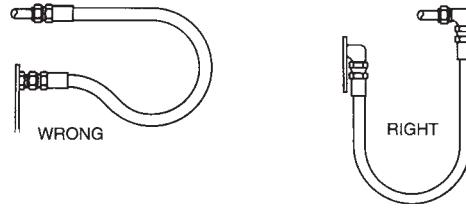
Adequate hose length is necessary to distribute movement on flexing applications and to avoid abrasion.



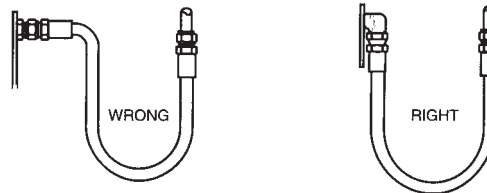
Avoid twisting of hose lines bent in two planes by clamping hose at change of plane.



Reduce number of pipe thread joints by using hydraulic adapters instead of pipe fittings.



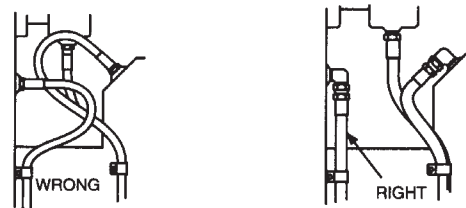
When radius is below the required minimum, use an angle adapter to avoid sharp bends.



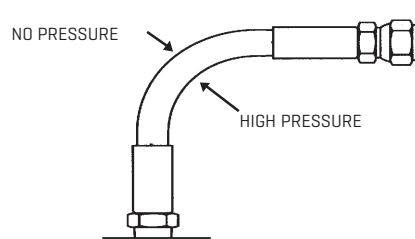
Use proper angle adapters to avoid tight bend in hose.



Prevent twisting and distortion by bending hose in same plane as the motion of the port to which hose is connected.

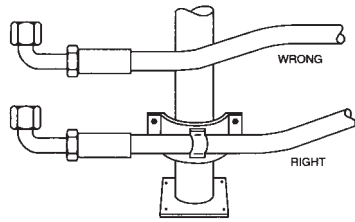


Route hose directly by using 45° and/or 90° adapter and fittings. Avoid excessive hose length to improve appearance.

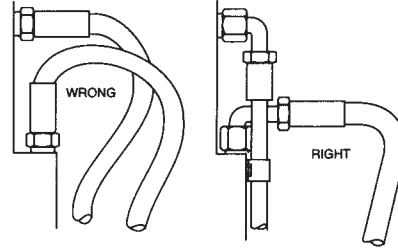


Note: To allow for length changes when hose is pressurized, do not clamp at bends so that curves will absorb changes. Do not clamp high and low pressure lines together.

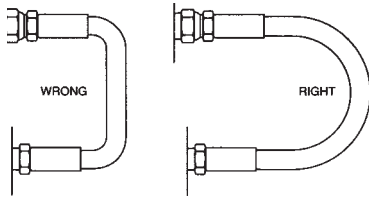
Hose Assembly Routing Tips – Continued



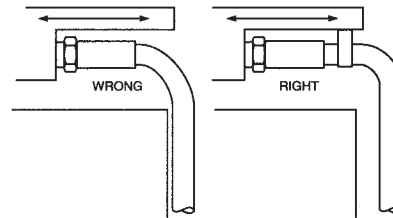
High ambient temperatures shorten hose life, so make sure hose is kept away from hot parts. If this is not possible, insulate hose.



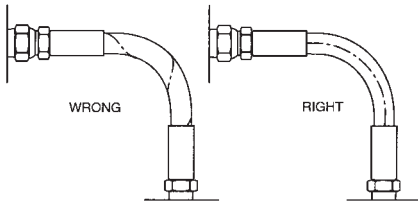
Elbows and adapters should be used to relieve strain on the assembly, and to provide neater installations which will be more accessible for inspection and maintenance.



To avoid hose collapse and flow restriction, keep hose bend radius as large as possible. Refer to hose specification tables for minimum bend radius.



Run hose in the installation so that it avoids rubbing and abrasion. Often, clamps are required to support long hose runs or to keep hose away from moving parts. Use clamps of the correct size. A clamp too large allows hose to move inside the clamp and causes abrasion.



When installing hose, make sure it is not twisted. Pressure applied to a twisted hose can result in hose failure or loosening of connections.

Hydraulic Flareless Assembly Procedure (per SAE J514 6.1.3 and 6.1.4)

1. Bottom the tube in the coupling, and tighten the nut until the ferrule just grips the tube. With a little experience, the technician can determine this point by feel. If the couplings are bench assembled, the gripping action can be determined by rotating the tube by hand as the nut is drawn down. When the tube can no longer be turned by hand, the ferrule has started to grip the tube.
2. After the ferrule grips the tube, tighten the nut one full turn. This may vary slightly with different tubing materials, but for general practice, it is a good rule for the technician to follow.

GATES FIELD ATTACHABLE COUPLING INSTALLATION

1. Cut the hose end square with fine-tooth hacksaw or cut-off saw, the cut must be within 5° of perpendicular.

2. At a minimum be sure to blow out the hose to remove any rubber or metal dust, if higher levels of cleanliness are required utilize the MegaClean system or see the "Hose Assembly Cleanliness" tech note.

3. Be sure to thoroughly oil the stem and the inside of the hose. This is critical to ensure that



the ferrule and stem are easily placed onto the hose, without removing tube or cover material.

4. Secure the ferrule in a vise or adjustable wrench, then using a counter-clockwise motion, thread the hose into the socket until it bottoms out on the inside shoulder of the socket. Once fully inserted, using a clockwise motion, turn the hose back one half turn.



5. With the hose and ferrule secured, thread the stem into the hose and socket in a clockwise motion until the stem hex contacts the ferrule. For production environments, a Gates field attachable coupling machine will speed up this installation.



6. Finally clean the assembly to ensure that the desired cleanliness levels are achieved. Follow the same procedure as in step 2.

HOSE
HOSE/CPLG. SELECTION
G8K COUPLINGS
GLOBALSPIRAL COUPLINGS
PCM / PCS FERRULES
MEGACRIMP COUPLINGS
STAINLESS STEEL
POWER CRIMP COUPLINGS
LOC, GL AND GLP COUPLINGS
POLARSEAL COUPLINGS
POLARSEAL II COUPLINGS
C14 COUPLINGS
PCTS THERMOPLASTIC COUPLINGS
FIELD ATTACHABLE G1 & G2 COUPLINGS
FIELD ATTACHABLE C5 & C5E COUPLINGS
SURELOK AIR BRAKE COUPLINGS
ADAPTERS
QUICK DISCONNECT COUPLERS
LIVE SWIVEL
BALL VALVES
ACCESSORIES
EQUIPMENT AND PARTS

Installation of LifeGuard® Line-of-Sight Sleeving

HOSE
HOSE/CPLG. SELECTION
G8K COUPLINGS
GLOBALSPIRAL COUPLINGS
PCM / PCS FERRULES
MEGACRIMP COUPLINGS
STAINLESS STEEL
POWER CRIMP COUPLINGS
LOC, GL AND GLP COUPLINGS
POLARSEAL COUPLINGS
POLARSEAL II COUPLINGS
C14 COUPLINGS
PCTS THERMOPLASTIC COUPLINGS
FIELD ATTACHABLE G1 & G2 COUPLINGS
FIELD ATTACHABLE C5 & C5E COUPLINGS
SURELOK AIR BRAKE COUPLINGS
ADAPTERS
QUICK DISCONNECT COUPLERS
LIVE SWIVEL
BALL VALVES
ACCESSORIES
EQUIPMENT AND PARTS

1. Determine LifeGuard sleeve length using the following guidelines:

Sleeve length should exceed the length of free hose (distance between clamps that hold sleeve on) by the following amount:

$$\text{LifeGuard Sleeve Length} = \text{Free Hose Length (in)} \times 1.05$$

All the decimals are rounded **up** to a full inch

For example: 11 3/4" free hose length x 1.05 = 12.34" ~ 13" LifeGuard sleeve length

Note: A minimum of 3/4" of sleeve must extend beyond the clamps to properly clamp the sleeve. Sleeve cannot extend over the hex part of the fitting.

2. A hot knife is recommended to cut the sleeve as it will seal the ends as it cuts and keep the sleeving from unraveling. Gates also sells a guide table which keeps the sleeving in the correct, slightly open position to help simplify this process. Failure to use the guide table with the hot knife could result in both edges of the sleeve being melted together, which in turn makes hose insertion impossible.

If a hot knife is not available, cut sleeve with sharp scissors, and seal the edges of the sleeve to prevent unraveling and to strengthen it. Use flame torch to seal the inside white lining to the black outer sheath. Make sure sleeve end is spread apart before sealing ends with flame.

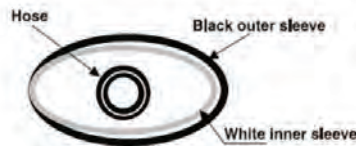


3. Before inserting the stems and crimping, verify whether the LifeGuard sleeve and collars can be installed after the couplings are crimped or must be installed prior to crimping the couplings.

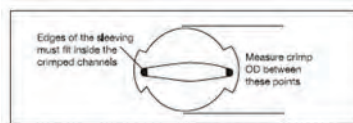
a. If the collars will fit over at least one of the couplings and also clear the backup hex nut, then the sleeve and collars can be assembled after the hose assembly is completely crimped.

b. If the collars will not freely clear the termination and backup hex of at least one of the stems, then the sleeve and collars must be slid over the hose before crimping. In certain cases it may be desirable to do this anyway, even if the collars will fit. [An example would be when an assembly that uses long drop 90° couplings at both ends.]

4. The LifeGuard line-of-sight sleeve consists of two sleeves woven one inside the other. When inserting the hose, it is critical that the hose is positioned inside the white inner sleeve. Be careful not to snag the inside lining of the sleeve while inserting hose. If hose does not glide in easily, use hose insertion tool.



5. The aluminum collars must be free of burrs, sharp edges, gash marks and surface cracks/indentations. Embossing of these collars is permissible. The crimp O.D. for the aluminum collars depends on the hose type and ferrule used. Look up the proper crimp O.D. in eCrimp (<http://www.gates.com/ecrimp>). The collars are listed numerically by product number. Match the collar product number to the hose type and ferrule product number being used. The collar crimp O.D. is listed in the table, directly to the right of the ferrule product number for each combination.



Note: Use PC707 LifeGuard die plate when making assemblies.

Note: The crimp O.D. tolerance for all aluminum collars used to hold LifeGuard line-of-sight nylon sleeving on hose assemblies is ±.005".

WARNING: Extra care must be taken when aligning the back-up hex of the coupling with the crimp dies during crimping of the LifeGuard assembly. Improperly positioned back-up hex can damage the die face.

6. Install proper die sets by first positioning the die plate in such manner as to let the notches rest against the back locator pins on the PC707 crimper. Then install the recommended die set taking extra care that the two die pins fit inside the two holes in the die plate.

7. Dial in crimp setting and crimp sleeve onto one end of the hose assembly.

8. To take the slack out of the sleeve, roll or twist the hose. This will take-up the excess in the sleeve, and help with crimping the other end of the assembly.

9. Pull back any remaining excess of the sleeve. Hold it in place and crimp the other end of the assembly.

10. LifeGuard crimp collars require specialized dies for their installation, since the final form of the collar is very different from a standard crimp. When crimping LifeGuard with the GC32-TSi crimper, use eCrimp to determine the appropriate die and setting based on the hose and coupling to which it is to be attached. Once the die has been selected, care must be taken to ensure the die fingers are installed correctly. When using the LifeGuard die set, the fingers are properly aligned when the colored stripe forms a straight line across the die.



GC32-TSi

11. Your LifeGuard assembly is now ready to go.



Coupling Selection

END CONFIGURATION SELECTION

It is important to keep in mind that the hose assembly (coupling and hose) is only one component of the system. In choosing the correct end terminations for the couplings attached to the hose, formal design standards and sound engineering judgement should be used. In the absence of formal design standards, consider the following factors in choosing the proper end termination:


- > Pressure
- > Impulse frequency, amplitude and wave form
- > Vibration
- > Corrosion
- > Dissimilar metals (galvanic corrosion)
- > Maintenance procedures and frequency
- > Installation reliability
- > Connection's risk in the system
- > Exposure to the elements
- > Operator's and/or bystander's exposure to the connection
- > Installation, operation and service activities and practices that affect safety

If there are any questions as to what end fittings should be used, Gates recommends that you consult your field sales representative or the Gates Hose and Connector Product Application Group for assistance.

Stem and Ferrule Selection

Choosing the proper stem and ferrule termination to be used in the assembly. Check the Gates Crimp Data Manual to ensure proper hose assembly components and crimp specifications.

Gates also offers eCrimp™, an online crimp database that can be accessed at www.gates.com/ecrimp.

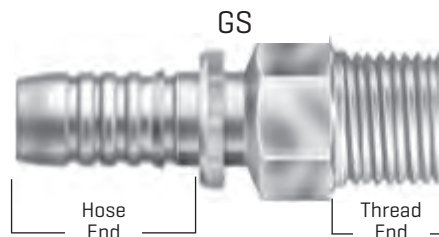


After determining the proper coupling components, refer to the Table of Contents in this catalog to find the proper coupling section. The ferrules are at the end of each coupling section.

Stem Selection

Different hose may require different coupling styles. To make your selection, determine the correct stem to be used. There are two functional ends of the stem to consider:

1. the hose end for hose attachment;
2. the thread end for port attachment.



References to the coupling type(s) recommended for a specific hose are listed on the individual hose data pages; for example, EFG5K hose specifies GS couplings.

The thread end of a coupling (or adapter) can be identified by comparing the coupling being replaced or by measuring the port or thread end to which it is to be attached. See thread end identification nomenclature.

HOSE

HOSE/CPLG. SELECTION

G8K COUPLINGS

GLOBAL SPIRAL COUPLINGS

PCM / PCS FERRULES

MEGACRIMP COUPLINGS

STAINLESS STEEL

POWER CRIMP COUPLINGS

LOC, GL AND GLP COUPLINGS

POLARSEAL COUPLINGS

POLARSEAL II COUPLINGS

C14 COUPLINGS

PCTS THERMOPLASTIC COUPLINGS

FIELD ATTACHABLE G1 & G2 COUPLINGS

FIELD ATTACHABLE C5 & C5E COUPLINGS

SURELOK AIR BRAKE COUPLINGS

ADAPTERS

QUICK DISCONNECT COUPLERS

LIVE SWIVEL

BALL VALVES

ACCESSORIES

EQUIPMENT AND PARTS

Coupling Selection - Continued

HOSE

HOSE/CPLG.
SELECTION

G8K COUPLINGS

GLOBALSPIRAL
COUPLINGS

PCM / PCS
FERRULES

MEGACRIMP
COUPLINGS

STAINLESS
STEEL

POWER CRIMP
COUPLINGS

LOC, GL AND GLP
COUPLINGS

POLARSEAL
COUPLINGS

POLARSEAL II
COUPLINGS

C14 COUPLINGS

PCTS
THERMOPLASTIC
COUPLINGS

FIELD
ATTACHABLE G1
& G2 COUPLINGS

FIELD
ATTACHABLE C5
& C5E
COUPLINGS

SURELOK AIR
BRAKE
COUPLINGS

ADAPTERS

QUICK
DISCONNECT
COUPLERS

LIVE SWIVEL

BALL VALVES

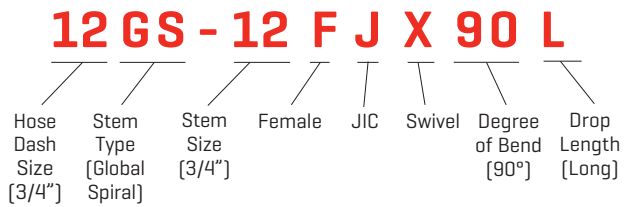
ACCESSORIES

EQUIPMENT AND
PARTS

COUPLING AND ADAPTER END STYLE NOMENCLATURE

Gates couplings feature a meaningful description by combining end-style codes shown below that make thread end identification fast and easy. Always refer to Gates Crimp Data Manual when selecting hose and coupling combinations.

In the following example, the Gates description 12GS-12FJX90L identifies a GlobalSpiral™ Female JIC Swivel 90° Bend Long Drop coupling for -12 [3/4"] hose size and -12 [3/4"] stem size.



Code	Description
A	Adapterless
AB	Air Brake
API	API Unions
B	Brass
BBDS	British Bonded Seal
BJ	Banjo
BKHD	Bulkhead
BL	Block
BS	Bite Sleeve
BSPP	British Standard Pipe Parallel
BSPT	British Standard Pipe Tapered
C	Caterpillar Flang
CC	Clamping Collar
DH	DIN Heavy
DL	DIN Light
F	Female
FABX	Female Air Brake Swivel
FBFFOR	Female British Flat-Face O-Ring
FBO	Female Braze-on Stem
FF	Flat-Face
FFGX	Female French GAZ Swivel [Female Kobelco]
FFN	Female Flareless Nut
FOR	Flat-Face O-Ring
FFS	Female Flareless Sleeve
FG	Female Grease Thread
FKX	Female Komatsu Style Swivel
FL	Code 61 O-Ring Flange
FLC	Caterpillar Style O-Ring Flange
FLH	Code 62 O-Ring Flange Heavy
FLOS	Flange O-Ring Special
FT	Female SAE Tube
HLE	Hose Length Extender
HLEC	Hose Length Extender [Caterpillar]
HM	Hose Mender
HU	Hammer Union
I	Inverted Flare
J	JIC [37° Flare]
JIS	Japanese Industrial Standard
K	Komatsu Style [Japanese 30° Seat]

Code	Description
LH	Long Hex
LN	Lock Nut
M	Male
MB	Male Boss
MBAX	Male Boss Adapterless Swivel
MBDS	Metric Bonded Seal
MFA	Male Flareless Assembly [Ermeto]
MFG	Male French GAZ
MKB	Metric Kobelco
MM	Metric Male
MN	Metric Nut
MPG	Male Special Grease Fitting
MPLN	Male Pipe Long Nose
MLSP	Metric Light Stand Pipe
MSP	Metric Stand Pipe
NASP	North American Stand Pipe
OR	O-Ring
P	Pipe Thread [NPTF or NPSM]
PL	Press Lok®
PT	Port
PWX	Pressure Washer Swivel
QLD	Quick-Lok® Direct
QHD	Quick-Lok® High
R	Field Attachable
S	SAE [45° Flare]
SP	Special
SS	Stainless Steel
TS	Tube Sleeve
TSN	Tube Sleeve Nut
X	Swivel
Z	Parker Triple Thread
22	22-1/2° Bent Tube Angle
30	30° Bent Tube Angle
45	45° Bent Tube Angle
60	60° Bent Tube Angle
67	67-1/2° Bent Tube Angle
90	90° Bent Tube Angle
110	110° Bent Tube Angle
135	135° Bent Tube Angle

THREAD END DASH SIZES, DESCRIPTIONS AND DIMENSIONS

Coupling Dash Size and End Style

Coupling dash size is a shorthand method of denoting the size of a particular end fitting [see Thread Chart].

EXAMPLE: 12MP denotes a 3/4" male pipe thread end fitting. The corresponding thread description for a 3/4" pipe thread is 3/4 -14 NPTF solid male.

EXAMPLE: 12FJX denotes a 3/4" female JIC swivel [37° seat] end fitting. The corresponding thread description for a 3/4" JIC thread is 1-1/16 - 12 JIC 37° flare swivel female.

EXAMPLE: 12FL denotes a 3/4" SAE standard pressure [Code 61] flange fitting. This is the standard fitting description for a 3/4" SAE standard pressure flange.

Termination Drop Lengths

Bent tube couplings carry a suffix designation that specifies the degree of bend and the length of the drop.

For example, a 12FJX90S is a female JIC swivel with a 90 degree bend. The "S" designates an SAE J516 short drop length. The short and long drops are specified in SAE J516. Flat-face and metric couplings meet ISO-12151-1 drop length specifications. Medium drops are not specified and can vary from manufacturer to manufacturer.

- S** – Short Drop
- M** – Medium Drop
- L** – Long Drop
- XL** – Extra Long Drop

Special, non-industry standard drop lengths are designated with a numerical suffix instead of the S, M, L code. For example, a **12FJX90-075** designates a 75mm drop.

SAE J516 Drop Length Specifications

JIC 37°, Code 61, Code 62

Hose Size	Short Drop [mm]	Long Drop [mm]
-4	17.3	45.7
-6	21.6	55.4
-8	27.7	61.7
-10	31.2	65.3
-12	46.2	94.7
-16	54.4	110.0

ISO Drop Length Specifications

ISO 12151-S JIC and ISO 12151-3 Code 61 & Code 62

Hose Size	Short Drop [mm]	Medium Drop [mm]	Long Drop [mm]
-4	21	32	46
-6	23	38	54
-8	29	41	64
-10	32	47	80
-12	48	58	86
-16	56	71	114
-20	64	78	129
-24	69	76	129

Thread End Catalog Descriptions

Gates coupling ends shown on the following pages are accepted as industry standards. See detailed catalog listings for availability of specific hose/coupling combinations, detailed descriptions, thread end configurations such as swivels, bent tubes and special ends.

HOSE

HOSE/CPLG. SELECTION

G8K COUPLINGS

GLOBAL SPIRAL COUPLINGS

PCM / PCS FERRULES

MEGACRIMP COUPLINGS

STAINLESS STEEL

POWER CRIMP COUPLINGS

LOC, GL AND GLP COUPLINGS

POLARSEAL COUPLINGS

POLARSEAL II COUPLINGS

C14 COUPLINGS

PCTS THERMOPLASTIC COUPLINGS

FIELD ATTACHABLE G1 & G2 COUPLINGS

FIELD ATTACHABLE C5 & C5E COUPLINGS

SURELOK AIR BRAKE COUPLINGS

ADAPTERS

QUICK DISCONNECT COUPLERS

LIVE SWIVEL

BALL VALVES

ACCESSORIES

EQUIPMENT AND PARTS

Sealing Types for Hydraulic Couplings

HOSE
HOSE/CPLG. SELECTION
G8K COUPLINGS
GLOBALSPIRAL COUPLINGS
PCM / PCS FERRULES
MEGACRIMP COUPLINGS
STAINLESS STEEL
POWER CRIMP COUPLINGS
LOC, GL AND GLP COUPLINGS
POLARSEAL COUPLINGS
POLARSEAL II COUPLINGS
C14 COUPLINGS
PCTS THERMOPLASTIC COUPLINGS
FIELD ATTACHABLE G1 & G2 COUPLINGS
FIELD ATTACHABLE C5 & C5E COUPLINGS
SURELOK AIR BRAKE COUPLINGS
ADAPTERS
QUICK DISCONNECT COUPLERS
LIVE SWIVEL
BALL VALVES
ACCESSORIES
EQUIPMENT AND PARTS

When identifying hydraulic couplings, it is important to identify the type of seal made. There are three major types of coupling interfaces used in hydraulics today: Thread Interface, O-Rings and Mated Angle or Mechanical Joint. These three interfaces have developed differently in different parts of the world. In the following pages, country of origin and the coupling styles found in each country are identified. Brief descriptions and dimensional data help identify your particular coupling style.

Identifying couplings is as easy as 1-2-3!

1. Determine Seal Type.

- > Thread Interference
- > O-Ring
- > Mated Angle or Mechanical Joint
- > Mated Angle with O-Ring

Thread Interference. A characteristic of this thread is that the male is thinner at the front than it is at the back. As the male is threaded into the female, the edges of the thread distort by flattening out. This distortion creates the seal.

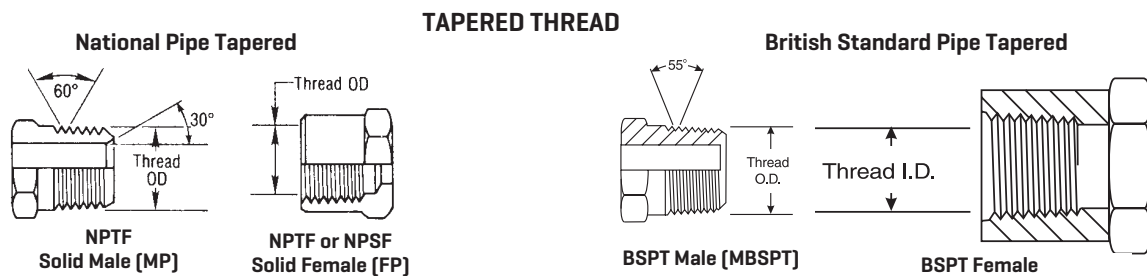
O-Ring. The O-ring on the male being compressed against the corresponding female makes this seal. This type of seal is excellent for high-pressure applications. The threads pull the fitting against the port, trap the O-ring and flatten it to form a tight seal.

Mated Angle or Mechanical Joint. Different angles are used to create the seal. The seal takes place where the two angles meet and are wedged into one another. These can be cut with the angle either being inverted or standard. Standard seat couplings have the nose angle of the male on the outer surface of the coupling. Inverted seat couplings contain the nose angle of the male on the inside bore of the coupling.

Mated Angle with O-Ring. These couplings are a hybrid, which use both the mated angle and the O-ring to make the seal.

2. Visual Identification.

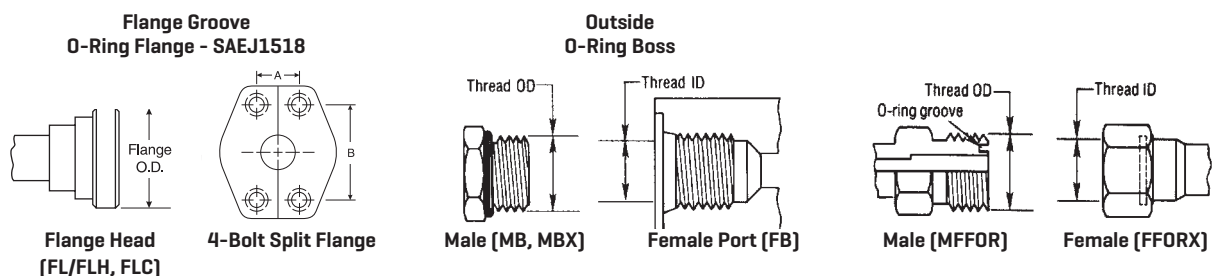
Thread Interference. These are the easiest because the only factor here is whether the termination is male or female. Couplings that use this seal are:



O-Ring. Two determinations are needed:

- A. O-Ring Location – Flange Groove, Outside, or on the Nose Seat
- B. Coupling Termination – Male or Female

O-Ring Location



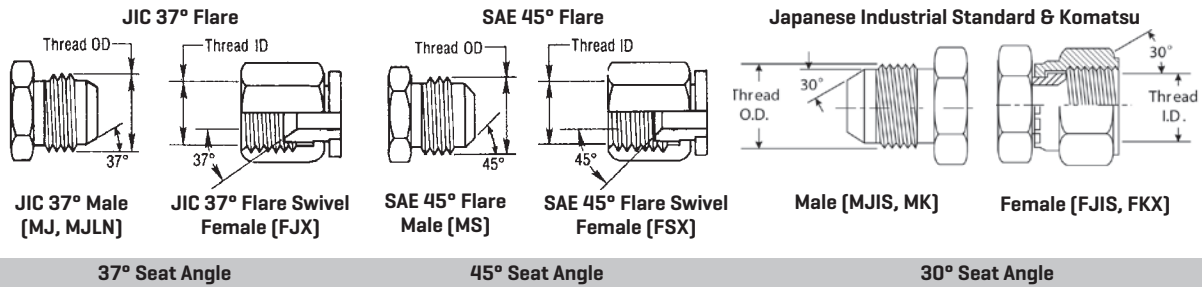
Sealing Types for Hydraulic Couplings – Continued

2. Visual Identification - Continued

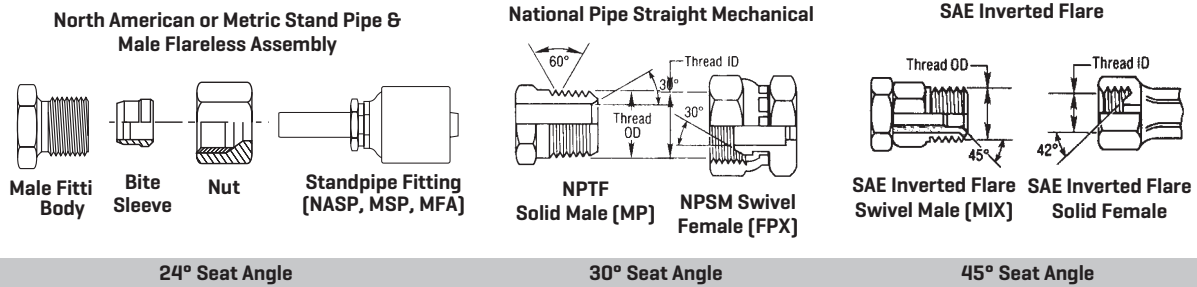
Mated Angle or Mechanical Joint. Determine:

- A. Nose Seat – Standard or Inverted
- B. Seat Angle [See Measuring Seat Angles]
- C. Coupling Termination

Standard Nose Seat



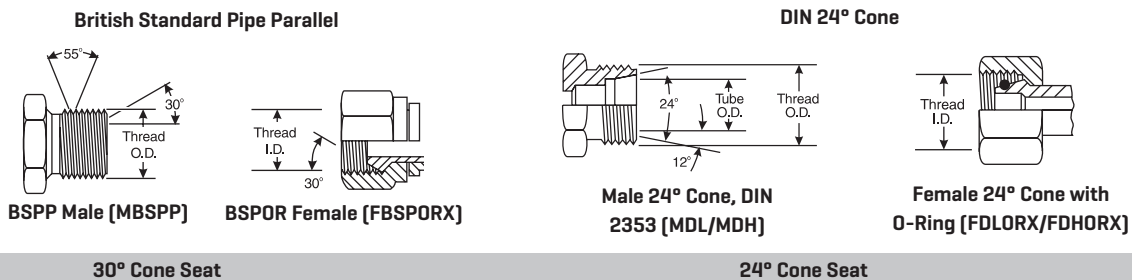
Inverted Nose Seats



Mated Angle with O-Ring. Determine:

- A. O-Ring Location
- B. Nose Seat
- C. Seat Angle [See Measuring Seat Angles]
- D. Coupling Termination

Inside O-Ring Location with Inverted Nose Seat



For a wall poster representation of this information, order literature form number 428-7125.

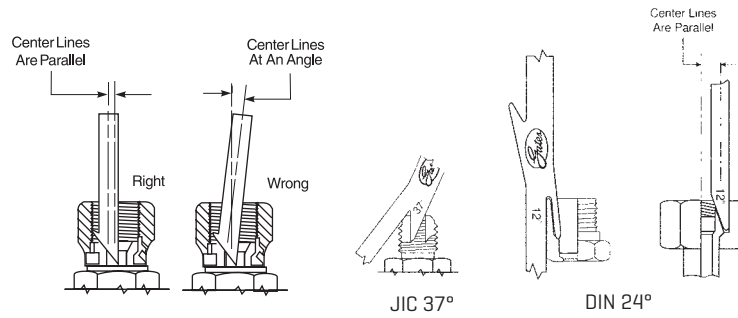
HOSE
HOSE/CPLG. SELECTION
G8K COUPLINGS
GLOBAL SPIRAL COUPLINGS
PCM / PCS FERRULES
MEGACRIMP COUPLINGS
STAINLESS STEEL
POWER CRIMP COUPLINGS
LOC. GL AND GLP COUPLINGS
POLARSEAL COUPLINGS
POLARSEAL II COUPLINGS
C14 COUPLINGS
PCTS THERMOPLASTIC COUPLINGS
FIELD ATTACHABLE G1 & G2 COUPLINGS
FIELD ATTACHABLE C5 & C5E COUPLINGS
SURELOK AIR BRAKE COUPLINGS
ADAPTERS
QUICK DISCONNECT COUPLERS
LIVE SWIVEL
BALL VALVES
ACCESSORIES
EQUIPMENT AND PARTS

Sealing Types for Hydraulic Couplings – Continued

HOSE
HOSE/CPLG. SELECTION
G8K COUPLINGS
GLOBALSPIRAL COUPLINGS
PCM / PCS FERRULES
MEGACRIMP COUPLINGS
STAINLESS STEEL
POWER CRIMP COUPLINGS
LOC, GL AND GLP COUPLINGS
POLARSEAL COUPLINGS
POLARSEAL II COUPLINGS
C14 COUPLINGS
PCTS THERMOPLASTIC COUPLINGS
FIELD ATTACHABLE G1 & G2 COUPLINGS
FIELD ATTACHABLE C5 & C5E COUPLINGS
SURELOK AIR BRAKE COUPLINGS
ADAPTERS
QUICK DISCONNECT COUPLERS
LIVE SWIVEL
BALL VALVES
ACCESSORIES
EQUIPMENT AND PARTS

Measuring Seat Angles

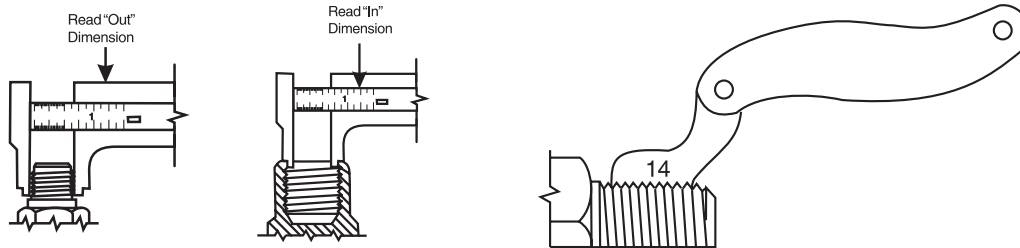
Using the seat gauge, determine the angle of the seat, as illustrated. When the centerline of the seat gauge extends parallel with the projected longitudinal axis of the coupling, then the angles of the gauge and seat match.



NOTE: Thread binding will occur when different thread configurations are used. DO NOT mix thread configurations.

3. Measure Threads.

Because some couplings have very similar characteristics, the only way to determine the correct identification is by measuring the thread. Follow the procedure below when measuring coupling threads:



With the caliper measure the thread diameter of the largest point. [Outside Diameter (O.D.) of male threads—Inside Diameter (I.D.) of female threads.]

Using the thread gauge, determine the number of threads per inch. Comparison of gauge and coupling threads against a lighted background will ensure an accurate reading.

Match the measurements taken above against those in the following tables that appear to be similar to the coupling under consideration.

Gates provides many useful tools to assist you in identifying the right coupling!

Coupling/Thread Identification Tools

HYDRAULIC COUPLING TEMPLATES

Industrial Advertising Number: 39549



These templates provide a fast and easy way to measure North American threads, International threads, flange ends, seat angles [37° and 45°] and hose I.D.

STAINLESS STEEL DIGITAL CALIPER

Part Number: 78241 Product Number: 7369-0322



Caliper features an easy-to-read LCD screen clearly displaying the crimp diameter digitally. Capable of four-way measurement: inside, outside, depth and step. Constructed of hardened stainless steel and comes in a handy, protective carrying case.

INTERNATIONAL THREAD IDENTIFICATION KIT

Part Number: 86580 Product Number: 7369-0319



A sturdy, attractive carrying case suitable for counter display and field sales calls. Contains male metric and BSP plugs for identifying thread size, pocket thread I.D. kit, and flow chart with step-by-step instructions. For female thread identification, simply couple with the mating male.

POCKET THREAD IDENTIFICATION KIT

Part Number: 86583 Product Number: 7369-4318



To properly identify the correct replacement couplings, the measuring tools shown here should be used.

- Contents:**
- Calipers
 - Seat Gauges [English]
 - Seat Gauges [Metric]
 - Thread Gauges
 - Thread I.D. Guide

HOSE
HOSE/CPLG. SELECTION
G8K COUPLINGS
GLOBAL SPIRAL COUPLINGS
PCM / PCS FERRULES
MEGACRIMP COUPLINGS
STAINLESS STEEL
POWER CRIMP COUPLINGS
LOC. GL AND GLP COUPLINGS
POLARSEAL COUPLINGS
POLARSEAL II COUPLINGS
C14 COUPLINGS
PCTS THERMOPLASTIC COUPLINGS
FIELD ATTACHABLE G1 & G2 COUPLINGS
FIELD ATTACHABLE C5 & C5E COUPLINGS
SURELOK AIR BRAKE COUPLINGS
ADAPTERS
QUICK DISCONNECT COUPLERS
LIVE SWIVEL
BALL VALVES
ACCESSORIES
EQUIPMENT AND PARTS

Thread Chart

THREAD CHART

For All Hose I.D.'s Except C5 Series, C14 and AC134a.

EQUIPMENT AND PARTS		ACCESSORIES	BALL VALVES	LIVE SWIVEL	QUICK DISCONNECT COUPLERS	ADAPTERS	SURELOK AIR BRAKE COUPLINGS	FIELD ATTACHABLE C5 & C5E COUPLINGS	FIELD ATTACHABLE G1 & G2 COUPLINGS	PCTS THERMOPLASTIC COUPLINGS	C14 COUPLINGS	POLARSEAL II COUPLINGS	POLARSEAL COUPLINGS	LOC, GL AND GLP COUPLINGS	POWER CRIMP COUPLINGS	STAINLESS STEEL	MEGACRIMP COUPLINGS	PCM / PCS FERRULES	GLOBALSPIRAL COUPLINGS	G8K COUPLINGS	HOSE/CPLG. SELECTION	HOSE
DASH SIZE	2	3	4	5	6	7	8	10	12	14	16	20	24	32	40	48						
NPT Pipe Thread	1/8-27	1/8-24	1/8-20	1/8-18	1/8-16	1/8-14	1/8-12	1/8-10	1/8-8	1/8-6	1/8-4	1/8-3	1/8-2	1/8-1 1/2	1/8-1 1/4	1/8-1 1/8	1/8-1 1/2	1/8-1 1/4	1/8-1 1/8	1/8-1 1/2	1/8-1 1/4	1/8-1 1/8
NPSM Swivel Thread	1/8-27	1/8-24	1/8-20	1/8-18	1/8-16	1/8-14	1/8-12	1/8-10	1/8-8	1/8-6	1/8-4	1/8-3	1/8-2	1/8-1 1/2	1/8-1 1/4	1/8-1 1/8	1/8-1 1/2	1/8-1 1/4	1/8-1 1/8	1/8-1 1/2	1/8-1 1/4	1/8-1 1/8
JIC 37° Flare Thread	5/16-24	3/8-24	1/2-20	5/8-18	3/4-16	7/8-14	1-12	1 1/8-10	1 1/4-8	1 1/2-6	1 3/4-4	2-3	2 1/8-2	2 1/2-1 1/2	2 3/4-1 1/4	3-1 1/8	3 1/2-1 1/4	4-1 1/8	4 1/2-1 1/4	5-1 1/8	5 1/2-1 1/4	6-1 1/8
SAE 45° Flare Thread	5/16-24	3/8-24	1/2-20	5/8-18	3/4-16	7/8-14	1-12	1 1/8-10	1 1/4-8	1 1/2-6	1 3/4-4	2-3	2 1/8-2	2 1/2-1 1/2	2 3/4-1 1/4	3-1 1/8	3 1/2-1 1/4	4-1 1/8	4 1/2-1 1/4	5-1 1/8	5 1/2-1 1/4	6-1 1/8
SAE O-Ring Thread	5/16-24	3/8-24	1/2-20	5/8-18	3/4-16	7/8-14	1-12	1 1/8-10	1 1/4-8	1 1/2-6	1 3/4-4	2-3	2 1/8-2	2 1/2-1 1/2	2 3/4-1 1/4	3-1 1/8	3 1/2-1 1/4	4-1 1/8	4 1/2-1 1/4	5-1 1/8	5 1/2-1 1/4	6-1 1/8
Flat-Face Thread	5/16-24	3/8-24	1/2-20	5/8-18	3/4-16	7/8-14	1-12	1 1/8-10	1 1/4-8	1 1/2-6	1 3/4-4	2-3	2 1/8-2	2 1/2-1 1/2	2 3/4-1 1/4	3-1 1/8	3 1/2-1 1/4	4-1 1/8	4 1/2-1 1/4	5-1 1/8	5 1/2-1 1/4	6-1 1/8
Inverted Flare Thread	5/16-28	3/8-24	1/2-20	5/8-18	3/4-16	7/8-14	1-12	1 1/8-10	1 1/4-8	1 1/2-6	1 3/4-4	2-3	2 1/8-2	2 1/2-1 1/2	2 3/4-1 1/4	3-1 1/8	3 1/2-1 1/4	4-1 1/8	4 1/2-1 1/4	5-1 1/8	5 1/2-1 1/4	6-1 1/8
Compression Thread	5/16-24	3/8-24	1/2-20	5/8-18	3/4-16	7/8-14	1-12	1 1/8-10	1 1/4-8	1 1/2-6	1 3/4-4	2-3	2 1/8-2	2 1/2-1 1/2	2 3/4-1 1/4	3-1 1/8	3 1/2-1 1/4	4-1 1/8	4 1/2-1 1/4	5-1 1/8	5 1/2-1 1/4	6-1 1/8
Code 61 Flange Head O.D.								1.19	1.335	1.50	1.75	2.00	2.38	2.81	3.31	4.00						
Code 62 Flange Head O.D.								1.25	1.62	1.88	2.12	2.50	3.12									
BSPP Thread	1/8-28	1/8-19	1/8-14	1/8-11	1/8-8	1/8-6	1/8-4	1/8-3	1/8-2	1/8-1 1/2	1/8-1 1/4	1/8-1 1/8	1/8-1 1/2	1/8-1 1/4	1/8-1 1/8	1/8-1 1/2	1/8-1 1/4	1/8-1 1/8	1/8-1 1/2	1/8-1 1/4	1/8-1 1/8	1/8-1 1/2
BSPT Thread	1/8-28	1/8-19	1/8-14	1/8-11	1/8-8	1/8-6	1/8-4	1/8-3	1/8-2	1/8-1 1/2	1/8-1 1/4	1/8-1 1/8	1/8-1 1/2	1/8-1 1/4	1/8-1 1/8	1/8-1 1/2	1/8-1 1/4	1/8-1 1/8	1/8-1 1/2	1/8-1 1/4	1/8-1 1/8	1/8-1 1/2
Japanese Pipe Tapered Thread	1/8-28	1/8-19	1/8-14	1/8-11	1/8-8	1/8-6	1/8-4	1/8-3	1/8-2	1/8-1 1/2	1/8-1 1/4	1/8-1 1/8	1/8-1 1/2	1/8-1 1/4	1/8-1 1/8	1/8-1 1/2	1/8-1 1/4	1/8-1 1/8	1/8-1 1/2	1/8-1 1/4	1/8-1 1/8	1/8-1 1/2
Japanese Flare Thread	1/8-28	1/8-19	1/8-14	1/8-11	1/8-8	1/8-6	1/8-4	1/8-3	1/8-2	1/8-1 1/2	1/8-1 1/4	1/8-1 1/8	1/8-1 1/2	1/8-1 1/4	1/8-1 1/8	1/8-1 1/2	1/8-1 1/4	1/8-1 1/8	1/8-1 1/2	1/8-1 1/4	1/8-1 1/8	1/8-1 1/2
Copper/Nylon Air Brake Thread	7/16-24	1/2-20	5/8-18	3/4-16	7/8-14	1-12	1 1/8-10	1 1/4-8	1 1/2-6	1 3/4-4	2-3	2 1/8-2	2 1/2-1 1/2	2 3/4-1 1/4	3-1 1/8	3 1/2-1 1/4	4-1 1/8	4 1/2-1 1/4	5-1 1/8	5 1/2-1 1/4	6-1 1/8	6 1/2-1 1/4
METRIC (mm)	8	10	12	14	16	18	20	22	24	26	30	33	36	42	45	52						
MDL	M12X1.5	M14X1.5	M16X1.5	M18X1.5	M20X1.5	M22X1.5	M24X1.5	M26X1.5	M28X1.5	M30X2.0	M32X2.0	M36X2.0	M40X2.0	M45X2.0	M52X2.0							
MDH	M12X1.5	M14X1.5	M16X1.5	M18X1.5	M20X1.5	M22X1.5	M24X1.5	M26X1.5	M28X1.5	M30X2.0	M32X2.0	M36X2.0	M40X2.0	M45X2.0	M52X2.0							
Komatsu	M12X1.5	M14X1.5	M16X1.5	M18X1.5	M20X1.5	M22X1.5	M24X1.5	M26X1.5	M28X1.5	M30X1.5	M32X1.5	M36X1.5	M40X1.5	M45X1.5	M52X1.5							
GAZ*	M12X1.5	M14X1.5	M16X1.5	M18X1.5	M20X1.5	M22X1.5	M24X1.5	M26X1.5	M28X1.5	M30X1.5	M32X1.5	M36X1.5	M40X1.5	M45X1.5	M52X1.5							

*GAZ sizes are for catalog reference purposes, actual tube sizes are 13.25, 16.75, 21.25, 26.75, 33.5, 42.25

Coupling Identification

This section lists the origin and coupling style found in each country. Brief descriptions and dimensional data follows each coupling style.

There are five coupling systems generally used for hydraulic connections today.

They are identified geographically or by country as:

- North American**
- British**
- French**
- German**
- Japanese**

NORTH AMERICAN THREAD TYPES

Iron Pipe Thread Abbreviations

- N** National
- S** Straight Thread
- F** Fuels
- P** Pipe
- T** Tapered Thread
- M** Mechanical Joint

NPTF

National Pipe Tapered thread for Fuel is a dryseal thread. It is used for both male and female ends.

The NPTF male will mate with the NPTF, NPSF, or NPSM female.

The NPTF male has tapered threads and a 30° inverted seat. The NPTF female has tapered threads and no seat. The seal takes place by deformation of the threads. The NPSM female has straight threads and a 30° inverted seat. The seal takes place on the 30° seat.

The NPTF connector is similar to, but not interchangeable with, the BSPT connector. The thread pitch is different in most sizes. Also, the thread angle is 60° instead of the 55° angle found on BSPT threads.

NPSF

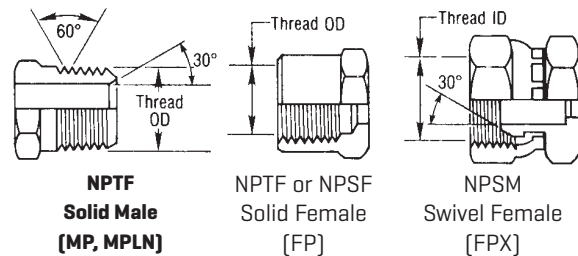
National Pipe Straight thread for Fuels is sometimes used for female ends and properly mates with the NPTF male end. However, SAE recommends the NPTF thread in preference to the NPSF for female ends.

NPSM

National Pipe Straight thread for Mechanical Joint is used on the female swivel nut of iron pipe swivel adapters. The leak-resistant joint is not made by the sealing fit of threads, but by a tapered seat in the coupling end.

Dash Size	Nominal Size [In.]	No. Threads per Inch	Female Thread	Male Thread	Max. Torque Recommendation for Dry NPTF* [Ft. Lbs.]
			I.D. [In.]	O.D. [In.]	
-2	1/8	27	23/64	13/32	20
-4	1/4	18	15/32	35/64	25
-6	3/8	18	19/32	43/64	35
-8	1/2	14	3/4	27/32	45
-12	3/4	14	61/64	1-1/16	55
-16	1	11-1/2	1-13/64	1-5/16	65
-20	1-1/4	11-1/2	1-17/32	1-43/64	80
-24	1-1/2	11-1/2	1-25/32	1-29/32	95
-32	2	11-1/2	2-1/4	2-3/8	120

NPT Pipe Thread



*NOTES:

- Torque values can vary considerably depending on thread condition. Use only enough torque to achieve adequate sealing.
- With female straight or parallel pipe threads [NPSM], maximum values are 50 percent of those listed in the table.
- If thread sealant is used, maximum values shown should be decreased by 25 percent.

HOSE

HOSE/CPLG. SELECTION

G8K COUPLINGS

GLOBAL SPIRAL COUPLINGS

PCM / PCS FERRULES

MEGACRIMP COUPLINGS

STAINLESS STEEL

POWER CRIMP COUPLINGS

LOC. GL AND GLP COUPLINGS

POLARSEAL COUPLINGS

POLARSEAL II COUPLINGS

C14 COUPLINGS

PCTS THERMOPLASTIC COUPLINGS

FIELD ATTACHABLE G1 & G2 COUPLINGS

FIELD ATTACHABLE C5 & C5E COUPLINGS

SURELOK AIR BRAKE COUPLINGS

ADAPTERS

QUICK DISCONNECT COUPLERS

LIVE SWIVEL

BALL VALVES

ACCESSORIES

EQUIPMENT AND PARTS

Coupling Identification - Continued

NORTH AMERICAN THREAD TYPES - Continued

HOSE

HOSE/CPLG.
SELECTION

G8K COUPLINGS

GLOBAL SPIRAL
COUPLINGS

PCM / PCS
FERRULES

MEGACRIMP
COUPLINGS

STAINLESS
STEEL

POWER CRIMP
COUPLINGS

LOC, GL AND GLP
COUPLINGS

POLAR SEAL
COUPLINGS

POLAR SEAL II
COUPLINGS

C14 COUPLINGS

PCTS
THERMOPLASTIC
COUPLINGS

FIELD
ATTACHABLE G1
& G2 COUPLINGS

FIELD
ATTACHABLE C5
& C5E
COUPLINGS

SURELOK AIR
BRAKE
COUPLINGS

ADAPTERS

QUICK
DISCONNECT
COUPLERS

LIVE SWIVEL

BALL VALVES

ACCESSORIES

EQUIPMENT AND
PARTS

*JIC (37° Flare)

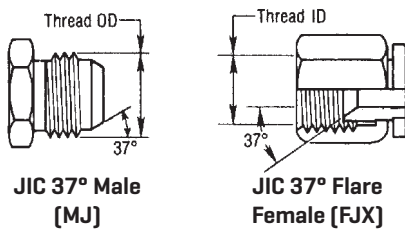
The Society of Automotive Engineers (SAE) specifies a 37° angle flare or seat be used with high pressure hydraulic tubing. These are commonly called JIC couplings.

The JIC 37° flare male will mate with a JIC female only.* The JIC male has straight threads and a 37° flare seat. The JIC female has straight threads and a 37° flare seat. The seal is made on the 37° flare seat.

Some sizes have the same threads as the SAE 45° flare. Carefully measure the seat angle to differentiate.

*Note: Some C5, C5E and Lock-On couplings may have dual machined seats (both 37° and 45° seats).

JIC 37° Flare



Dash Size	Nominal Size [In.]	Thread Size	Female Thread	Male Thread	Steel Torque Recommendation [Ft. Lbs.]	
			I.D. [In.]	O.D. [In.]	Min.	Max.
-2	1/8	5/16 - 24	17/64	5/16	-	-
-3	3/16	3/8 - 24	21/64	3/8	-	-
-4	1/4	7/16 - 20	25/64	7/16	10	11
-5	5/16	1/2 - 20	29/64	1/2	13	15
-6	3/8	9/16 - 18	1/2	9/16	17	19
-8	1/2	3/4 - 16	11/16	3/4	34	38
-10	5/8	7/8 - 14	13/16	7/8	50	56
-12	3/4	1-1/16 - 12	31/32	1-1/16	70	78
-14	7/8	1-3/16 - 12	1-7/64	1-3/16	-	-
-16	1	1-5/16 - 12	1-15/64	1-5/16	94	104
-20	1-1/4	1-5/8 - 12	1-35/64	1-5/8	124	138
-24	1-1/2	1-7/8 - 12	1-51/64	1-7/8	156	173
-32	2	2-1/2 - 12	2-27/64	2-1/2	219	243

*SAE (45° Flare)

A term usually applied to fittings having a 45° angle flare or seat. Soft copper tubing is generally used in such applications as it is easily flared to the 45° angle. These are for low-pressure applications—such as for fuel lines and refrigerant lines.

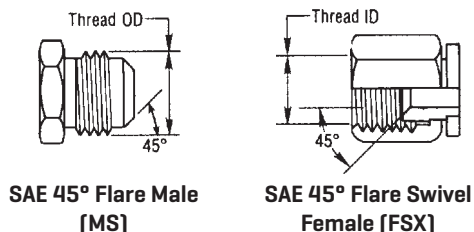
The SAE 45° flare male will mate with an SAE 45° flare female only or a dual seat JIC/SAE 45°.*

The SAE male has straight threads and a 45° flare seat. The SAE female has straight threads and a 45° flare seat. The seal is made on the 45° flare seat.

Some sizes have the same threads as the SAE 37° flare. Carefully measure the seat angle to differentiate.

*Note: Some C5, C5E and Lock-On couplings may have dual machined seats (both 37° and 45° seats).

SAE 45° Flare



Dash Size	Nominal Size [In.]	Thread Size	Female Thread	Male Thread	Steel Torque Recommendation [Ft. Lbs.]	
			I.D. [In.]	O.D. [In.]	Min.	Max.
-2	1/8	5/16 - 24	17/64	5/16	-	-
-3	3/16	3/8 - 24	21/64	3/8	-	-
-4	1/4	7/16 - 20	25/64	7/16	10	11
-5	5/16	1/2 - 20	29/64	1/2	13	15
-6	3/8	5/8 - 18	9/16	5/8	17	19
-7	7/16	11/16 - 16	5/8	11/16	-	-
-8	1/2	3/4 - 16	11/16	3/4	34	38
-10	5/8	7/8 - 14	13/16	7/8	50	56
-12	3/4	1-1/16 - 14	63/64	1-1/16	70	78

Special Power Steering Thread End

Dash Size	Nominal Size [In.]	Thread Size	Female Thread	Male Thread
			I.D. [In.]	O.D. [In.]
-6	3/8	11/16 - 18	5/8	11/16

NORTH AMERICAN THREAD TYPES – Continued

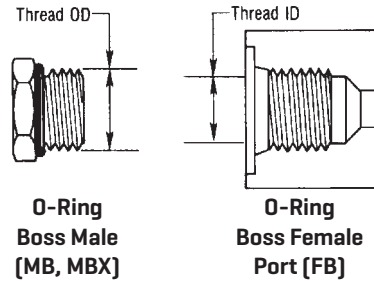
O-Ring Boss

The O-ring boss male will mate with an O-ring boss female only. The female is generally found on ports.

The male has straight threads, a sealing face and an O-ring. The female has straight threads and a sealing face.

The seal is made at the O-ring on the male and the sealing face on the female.

SAE Straight Thread O-Ring Boss




Dash Size	Nominal Size [In.]	Thread Size	Female Thread	Male Thread	O-Ring		Steel Torque Recommendations [Ft. Lbs]					
							Below 4,000 psi Working Pressure		Above 4,000 psi Working Pressure			
							I.D. [In.]	O.D. [In.]	I.D. [In.]	DESCR	Min.	Max.
-2	1/8	5/16 - 24	17/64	5/16	0.239	-	-	-	-	-	-	-
-3	3/16	3/8 - 24	21/64	3/8	0.301	30R	-	-	8	10	-	-
-4	1/4	7/16 - 20	25/64	7/16	0.351	40R	14	16	14	16	-	-
-5	5/16	1/2 - 20	29/64	1/2	0.414	50R	-	-	18	20	-	-
-6	3/8	9/16 - 18	1/2	9/16	0.468	60R	24	26	24	26	-	-
-8	1/2	3/4 - 16	11/16	3/4	0.644	80R	37	44	50	60	-	-
-10	5/8	7/8 - 14	13/16	7/8	0.755	100R	50	60	72	80	-	-
-12	3/4	1-1/16 - 12	31/32	1-1/16	0.924	120R	75	83	125	135	-	-
-14	7/8	1-3/16 - 12	1-7/64	1-3/16	1.048	140R	-	-	160	180	-	-
-16	1	1-5/16 - 12	1-15/64	1-5/16	1.171	160R	111	125	200	220	-	-
-20	1-1/4	1-5/8 - 12	1-35/64	1-5/8	1.475	200R	133	152	210	280	-	-
-24	1-1/2	1-7/8 - 12	1-51/64	1-7/8	1.720	-	156	184	270	360	-	-
-32	2	2-1/2 - 12	2-27/64	2-1/2	2.337	-	-	-	-	-	-	-

Gates Adapterless—MBAX

The Gates Adapterless coupling is designed for use in OEM assembly line applications. It eliminates the need for an adapter by directly connecting into the port, which reduces the number of possible leak points and reduces installation labor. It allows easy installation and eliminates the troubles of alignment on bent tube assemblies. It eliminates the performance limitations of the traditional male swivel. A jam nut locks the coupling into place.

Assemblies using the Gates Adapterless coupling can be serviced by replacing the assembly with an MB adapter in the port and a standard end termination [for example, an MB-MJ adapter and FJX couplings].



WARNING: The tightening of the jam nut is absolutely critical to performance so that the Adapterless coupling does not become a “live swivel”. A live swiveling condition can cause wearing of the internal seals and result in leaks.

The Gates Adapterless coupling uses SAE O-Ring Boss threads. See the table above. The installation torque values are the same as SAE O-Ring Boss.

HOSE

HOSE/CPLG. SELECTION

G8K COUPLINGS

GLOBALSPIRAL COUPLINGS

PCM / PCS FERRULES

MEGACRIMP COUPLINGS

STAINLESS STEEL

POWER CRIMP COUPLINGS

LOC, GL AND GLP COUPLINGS

POLARSEAL COUPLINGS

POLARSEAL II COUPLINGS

C14 COUPLINGS

PCTS THERMOPLASTIC COUPLINGS

FIELD ATTACHABLE G1 & G2 COUPLINGS

FIELD ATTACHABLE C5 & C5E COUPLINGS

SURELOK AIR BRAKE COUPLINGS

ADAPTERS

QUICK DISCONNECT COUPLERS

LIVE SWIVEL

BALL VALVES

ACCESSORIES

EQUIPMENT AND PARTS

Coupling Identification – Continued

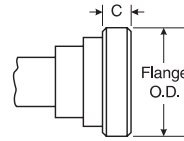
NORTH AMERICAN THREAD TYPES – Continued

O-Ring Flange—SAE J518

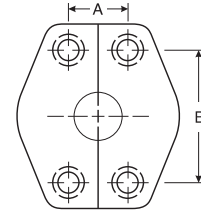
The SAE Code 61 and Code 62 4-bolt split flange is used worldwide, usually as a connection on pumps and motors. There are three exceptions.

1. The -10 size, which is common outside of North America, is not an SAE standard size (generally found on Komatsu equipment). All Komatsu flanges are the same as SAE code 61 except for the -10 size.
2. Caterpillar flanges, which are the same flange O.D. as SAE Code 62, have a thicker flange head ["C" dimension in Table].
3. Poclain flanges, which are completely different from SAE flanges.

SAE Code 61 and Code 62



Flange Head [FL/FLH, FLC]



4-Bolt Split Flange Bolt Hose Dimensions

Dash Size	Nominal Flange Size [In.]	Code 61 [FL]				Code 62 [FLH]				Caterpillar Code 62 [FLC]			
		Flange O.D. [In.]	A [In.]	B [In.]	C [In.]	Flange O.D. [In.]	A [In.]	B [In.]	C [In.]	Flange O.D. [In.]	A [In.]	B [In.]	C [In.]
-8	1/2	1.188	.688	1.500	.265	1.250	.718	1.594	.305	-	-	-	-
-10	5/8	1.345	-	-	.265	-	-	-	-	-	-	-	-
-12	3/4	1.500	.875	1.875	.265	1.625	.937	2.000	.345	1.625	.938	2.000	.560
-16	1	1.750	1.031	2.062	.315	1.875	1.093	2.250	.375	1.875	1.094	2.250	.560
-20	1-1/4	2.000	1.188	2.312	.315	2.125	1.250	2.625	.405	2.125	1.250	2.625	.560
-24	1-1/2	2.375	1.406	2.750	.315	2.500	1.437	3.125	.495	2.500	1.438	3.125	.560
-32	2	2.812	1.688	3.062	.375	3.125	1.750	3.812	.495	3.125	1.750	3.812	.560
-40	2-1/2	3.312	2.000	3.500	.375	-	-	-	-	-	-	-	-
-48	3	4.000	2.438	4.188	.375	-	-	-	-	-	-	-	-
-56	3-1/2	4.500	2.750	4.750	.422	-	-	-	-	-	-	-	-
-64	4	5.000	3.062	5.125	.442	-	-	-	-	-	-	-	-
-80	5	6.000	3.625	6.000	.442	-	-	-	-	-	-	-	-

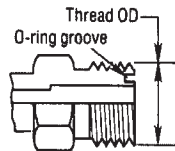
O-Ring Face Seal (ORFS)—SAE J1453

A seal is made when the O-ring in the male contacts the flat face on the female. Couplings are intended for hydraulic systems where elastomeric seals are acceptable to overcome leakage and leak resistance is crucial.

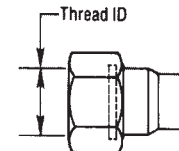
The solid male O-ring face seal fitting will mate with a swivel female O-ring face seal SAE J1453 fitting only.

An O-ring rests in the O-ring groove in the male.

O-Ring Face Seal



Male Flat-Face O-Ring [MFFOR]



Female Flat-Face O-Ring Swivel [FFORX]

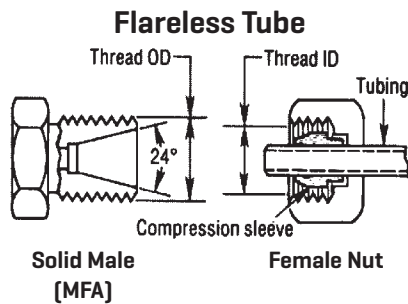
Dash Size	Nominal Size [In.]	Thread Size	Female Thread	Male Thread	O-Ring Size
			I.D. [In.]	O.D. [In.]	
-4	1/4	9/16 - 18	1/2	9/16	-011
-6	3/8	11/16 - 16	5/8	11/16	-012
-8	1/2	13/16 - 16	3/4	13/16	-014
-10	5/8	1 - 14	15/16	1	-016
-12	3/4	1-3/16 - 12	1-1/8	1-3/16	-018
-16	1	1-7/16 - 12	1-11/32	1-7/16	-021
-20	1-1/4	1-11/16 - 12	1-19/32	1-11/16	-025
-24	1-1/2	2 - 12	1-29/32	2	-029

NORTH AMERICAN THREAD TYPES – Continued

Flareless Tube

The flareless solid male will mate with a female flareless nut and compression sleeve only.

The male has straight threads and a 24° seat. The female has straight threads and has a compression sleeve for a sealing surface. The seal is made between the compression sleeve and the 24° seat on the male, and between the compression sleeve and the tubing on the female.

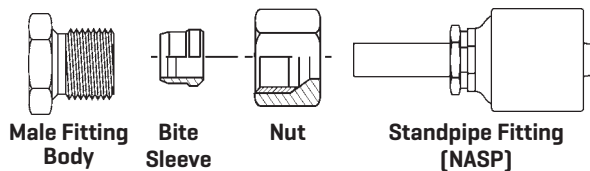


Dash Size	Tube Size [In.]	Nominal Size [In.]	Thread Size	Female Thread		Male Thread	
				I.D. [In.]	O.D. [In.]	I.D. [In.]	O.D. [In.]
-2	1/8	5/16	5/16 - 24	17/64	5/16		
-3	3/16	3/8	3/8 - 24	21/64	3/8		
-4	1/4	7/16	7/16 - 20	25/64	7/16		
-5	5/16	1/2	1/2 - 20	29/64	1/2		
-6	3/8	9/16	9/16 - 18	1/2	9/16		
-8	1/2	3/4	3/4 - 16	11/16	3/4		
-10	5/8	7/8	7/8 - 14	13/16	7/8		
-12	3/4	1-1/16	1-1/16 - 12	31/32	1-1/16		
-14	7/8	1-3/16	1-3/16 - 12	1-7/64	1-3/16		
-16	1	1-5/16	1-5/16 - 12	1-15/64	1-5/16		
-20	1-1/4	1-5/8	1-5/8 - 12	1-35/64	1-5/8		
-24	1-1/2	1-7/8	1-7/8 - 12	1-51/64	1-7/8		
-32	2	2-1/2	2-1/2 - 12	2-27/64	2-1/2		

North American Stand Pipe (NASP)

A stand pipe assembly is comprised of three components attached to a male fitting. The components are a Stand Pipe Tube, Bite Sleeve and Nut. The Nut is placed over the Stand Pipe, followed by the Bite Sleeve [see illustration below]. The Bite Sleeve and Stand Pipe are selected on the basis of tube O.D. required.

North American Stand Pipe



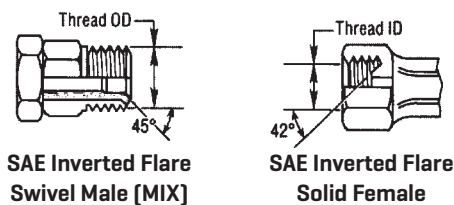
Dash Size	Tube O.D. [In.]	Tube Length [In.]
-4	0.25	0.88
-6	0.38	0.88
-8	0.50	1.00
-12	0.75	1.16
-16	1.00	1.12

SAE Inverted Flare

The SAE 45° inverted flare male will mate with an SAE 42° inverted flare female only.

The male has straight threads and a 45° inverted flare. The female has straight threads and a 42° inverted flare. The seal is made on the 45° flare seat on the male and the 42° flare seat on the female.

SAE Inverted Flare



Dash Size	Nominal Size [In.]	Thread Size	Female Thread		Male Thread	
			I.D. [In.]	O.D. [In.]	I.D. [In.]	O.D. [In.]
-2	1/8	5/16 - 28	9/32	5/16		
-3	3/16	3/8 - 24	21/64	3/8		
-4	1/4	7/16 - 24	25/64	7/16		
-5	5/16	1/2 - 20	29/64	1/2		
-6	3/8	5/8 - 18	37/64	5/8		
-7	7/16	11/16 - 18	5/8	11/16		
-8	1/2	3/4 - 18	45/64	3/4		
-10	5/8	7/8 - 18	13/16	7/8		
-12	3/4	1-1/16 - 16	1	1-1/16		

HOSE

HOSE/CPLG. SELECTION

G8K COUPLINGS

GLOBAL SPIRAL COUPLINGS

PCM / PCS FERRULES

MEGACRIMP COUPLINGS

STAINLESS STEEL

POWER CRIMP COUPLINGS

LOC. GL AND GLP COUPLINGS

POLARSEAL COUPLINGS

POLARSEAL II COUPLINGS

C14 COUPLINGS

PCTS THERMOPLASTIC COUPLINGS

FIELD ATTACHABLE G1 & G2 COUPLINGS

FIELD ATTACHABLE C5 & C5E COUPLINGS

SURELOK AIR BRAKE COUPLINGS

ADAPTERS

QUICK DISCONNECT COUPLERS

LIVE SWIVEL

BALL VALVES

ACCESSORIES

EQUIPMENT AND PARTS

Coupling Identification - Continued

HOSE

HOSE/CPLG. SELECTION

G8K COUPLINGS

GLOBALSPIRAL COUPLINGS

PCM / PCS FERRULES

MEGACRIMP COUPLINGS

STAINLESS STEEL

POWER CRIMP COUPLINGS

LOC, GL AND GLP COUPLINGS

POLARSEAL COUPLINGS

POLARSEAL II COUPLINGS

C14 COUPLINGS

PCTS THERMOPLASTIC COUPLINGS

FIELD ATTACHABLE G1 & G2 COUPLINGS

FIELD ATTACHABLE C5 & C5E COUPLINGS

SURELOK AIR BRAKE COUPLINGS

ADAPTERS

QUICK DISCONNECT COUPLERS

LIVE SWIVEL

BALL VALVES

ACCESSORIES

EQUIPMENT AND PARTS

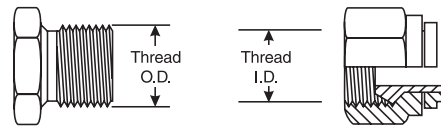
NORTH AMERICAN THREAD TYPES - Continued

Air Brake Fittings

Female air brake swivels are designed to work exclusively with a male air brake adapter. Federal law requires only this combination to be used on air brake lines from the valve to the air brake diaphragm chamber.

The male has straight threads and an inverted seat. The female has straight threads and a corresponding inverted flare. The seal is made on the flare seats of both the male and female.

Dash Size	Thread Size	Female Thread I.D. (In.)	Male Thread O.D. (In.)
-6	3/4 - 20	23/32	3/4
-8	7/8 - 20	27/32	7/8

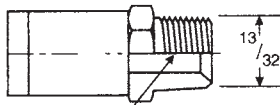


Male Air Brake

Female Air Brake Swivel

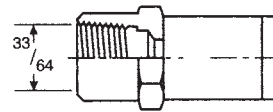
Grease Fittings

Special Male Grease Fitting



1/8-27 Pipe Thread

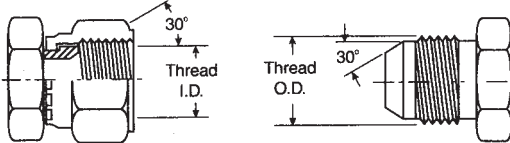
Special Female Grease Fitting



1/2-27 Tapered Thread

Parker Triple Thread Flare Fittings

Parker Triple Thread Flare Fittings



Swivel Female [FZX]

Solid Male [MZ]

Dash Size	Nominal Size (In.)	Thread Size	Female Thread	Male Thread
			I.D. (In.)	O.D. (In.)
-16	1-5/16	1-5/16 - 14	1-1/4	1-5/16

Foreign Thread Types

Identifying Foreign Couplings

If you can identify the country of origin of the equipment you are working with, it is easy to identify the coupling style. Simply find the appropriate country in the following pages and locate the particular coupling in the table that follows.

Foreign Thread Types – British

It is a common misconception that all foreign threads are metric. This is not always the case. There are two common thread forms: Metric and Whitworth (BSP). The country of origin and the proper nomenclature for each is listed below.

British Standard Pipe Parallel

Popular couplings have British Standard Pipe (BSP) threads, also known as Whitworth threads. These can be parallel threads (BSPP) with a 30° inverted flare or tapered threads (BSPT), with a 30° inverted flare. Port connections are usually made with BSPP threads and a soft metal cutting ring for sealing.

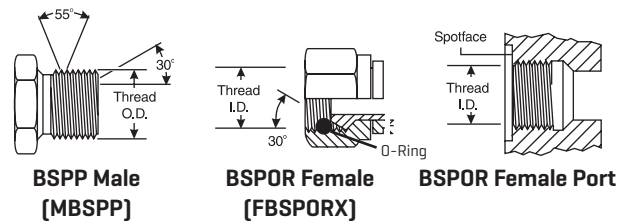
The BSPP (parallel) male will mate with a BSPOR (parallel) female or a female port.

The BSPP male has straight threads and a 30° seat. The BSPOR female has straight threads, a 30° seat, and O-ring. The female port has straight threads and a spotface. The seal on the port is made with an O-ring or soft metal washer on the male.

The BSPP (parallel) connector is similar to, but not interchangeable with, the NPSM connector. The thread pitch is different in most sizes, and the thread angle is 55° instead of the 60° angle found on NPSM threads.

Dash Size	Nominal Size [In.]	Thread Size	Female Parallel Thread	Male Parallel Thread	Torque Recommendation [Ft. Lbs.]	
			I.D. [In.]	O.D. [In.]	Min.	Max.
-2	1/8	1/8 - 28	11/32	3/8	7	9
-4	1/4	1/4 - 19	15/32	17/32	11	18
-6	3/8	3/8 - 19	19/32	21/32	19	28
-8	1/2	1/2 - 14	3/4	13/16	30	36
-10	5/8	5/8 - 14	13/16	29/32	37	44
-12	3/4	3/4 - 14	31/32	1-1/32	50	60
-16	1	1 - 11	1-7/32	1-11/32	79	95
-20	1-1/4	1-1/4 - 11	1-17/32	1-21/32	127	152
-24	1-1/2	1-1/2 - 11	1-25/32	1-7/8	167	190
-32	2	2 - 11	2-7/32	2-11/32	262	314

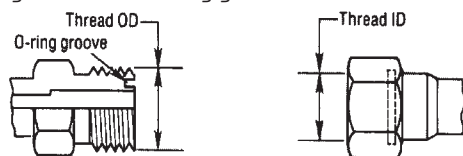
British Standard Pipe Parallel (BSPOR)



British Flat-Face Seal

A seal is made when the O-ring in the male contacts the flat face on the female. These couplings are intended for hydraulic systems where elastomeric seals are acceptable to overcome leakage and leak resistance is crucial.

The solid male British O-ring face seal fitting will mate with a swivel female British O-ring face seal fitting only. An O-ring rests in the O-ring groove in the male.



Male British Flat-Face (MBFF) Female British Flat-Face (FBFF)

Dash Size	Nominal Size [In.]	Thread Size	Female Parallel Thread	Male Parallel Thread	Torque Recommendation [Ft. Lbs.]	
			I.D. [In.]	O.D. [In.]	Min.	Max.
-6	3/8	3/8-19	19/32	21/32	18	20
-8	1/2	1/2-14	3/4	13/16	32	40
-12	3/4	3/4-14	31/32	1 1/32	65	80

HOSE

HOSE/CPLG. SELECTION

G8K COUPLINGS

GLOBAL SPIRAL COUPLINGS

PCM / PCS FERRULES

MEGACRIMP COUPLINGS

STAINLESS STEEL

POWER CRIMP COUPLINGS

LOC. GL AND GLP COUPLINGS

POLARSEAL COUPLINGS

POLARSEAL II COUPLINGS

C14 COUPLINGS

PCTS THERMOPLASTIC COUPLINGS

FIELD ATTACHABLE G1 & G2 COUPLINGS

FIELD ATTACHABLE C5 & C5E COUPLINGS

SURELOK AIR BRAKE COUPLINGS

ADAPTERS

QUICK DISCONNECT COUPLERS

LIVE SWIVEL

BALL VALVES

ACCESSORIES

EQUIPMENT AND PARTS

Foreign Thread Types – British – Continued

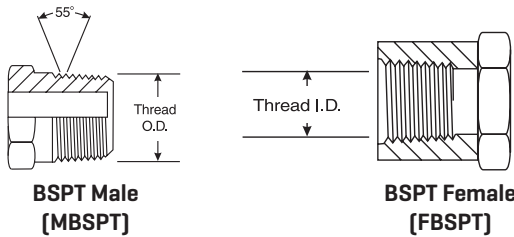
British Standard Pipe Tapered

The BSPT (tapered) male will mate with a BSPT (tapered) female, or a BSPOR (parallel) female.

The BSPT male has tapered threads. When mating with either the BSPT (tapered) female or the BSPOR (parallel) female port, the seal is made on the threads.

The BSPT connector is similar to, but not interchangeable with, the NPTF connector. The thread pitch is different in most cases, and the thread angle is 55° instead of the 60° angle found on NPTF threads.

British Standard Pipe Tapered (BSPT)



Dash Size	Nominal Size [In.]	Thread Size	Female Parallel Thread	Male Parallel Thread	Torque Recommendation [Ft. Lbs.]	
			I.D. [In.]	O.D. [In.]	Min.	Max.
-2	1/8	1/8 - 28	11/32	3/8	7	9
-4	1/4	1/4 - 19	15/32	17/32	11	18
-6	3/8	3/8 - 19	19/32	21/32	19	28
-8	1/2	1/2 - 14	3/4	13/16	30	36
-10	5/8	5/8 - 14	13/16	29/32	37	44
-12	3/4	3/4 - 14	31/32	1-1/32	50	60
-16	1	1 - 11	1-7/32	1-11/32	79	95
-20	1-1/4	1-1/4 - 11	1-17/32	1-21/32	127	152
-24	1-1/2	1-1/2 - 11	1-25/32	1-7/8	167	190
-32	2	2 - 11	2-7/32	2-11/32	262	314

Foreign Thread Types – French

Popular couplings are French GAZ. These have a 24° seat and metric threads. These are similar to German DIN couplings, but the threads are different in some sizes. Although both are metric threads, the French use fine threads in all sizes and German DIN couplings use coarse threads in larger sizes. Most port connections are flange connections. French flanges are different than SAE—they have a lip that protrudes from the flange face. These are called Poclairn-style flanges.

GAZ 24°

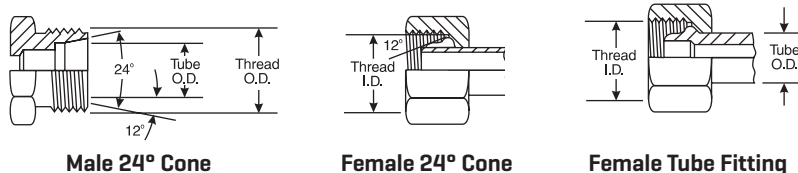
The French Metric (GAZ) male will mate with the female 24° cone or the female tube fitting.

The male has a 24° seat and straight metric threads. The female has a 24° seat or a tubing sleeve and straight metric threads and is interchangeable with female Kobelco.

When measuring the flare angle with the seat angle gauge, use the 12° gauge. The seat angle gauge measures the angle from the connector centerline.

Metric Thread Size	Female Thread I.D. [mm]	Male Thread O.D. [mm]	Tube O.D. [mm]
M20x1.5	18.5	20.0	13.25
M24x1.5	22.5	24.0	16.75
M30x1.5	28.5	30.0	21.25
M36x1.5	34.5	36.0	26.75
M45x1.5	43.5	45.0	33.50
M52x1.5	50.5	52.0	42.25

French Metric (GAZ)



Foreign Thread Types – French – Continued

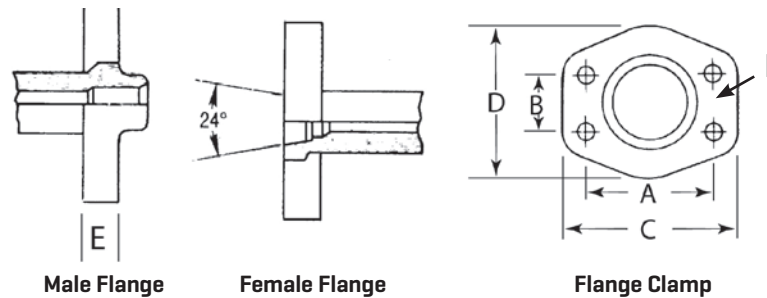
GAZ Poclairn 24° Flange

The Poclairn (French GAZ) 24° high pressure flange is usually found on Poclairn equipment.

The male flange will mate with a female flange or port. The seal is made on the 24° seat.

Nominal Size [In.]	A [In.]	B [In.]	C [In.]	D [In.]	E [In.]	F [In.]
1/2	1.57	.72	2.20	1.89	.55	.35
5/8	1.57	.72	2.20	1.89	.55	.35
3/4	2.00	.94	2.75	2.38	.71	.43

Poclairn (French GAZ)



Foreign Thread Types – German DIN (Deutsche Industrial Norme)

Popular couplings are German DIN (Deutsche Industrial Norme). A coupling referred to as “metric” usually means a DIN coupling.

DIN 24° Cone

The DIN 24° cone male will mate with any of the females shown.

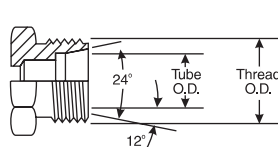
The male has a 24° seat, straight metric threads, and a recessed counterbore which matches the tube O.D. of the coupling used with it. The mating female is a 24° cone with O-ring, a metric tube fitting or a universal 24° and 60° cone.

There is a light and heavy series DIN coupling. Proper identification is made by measuring both the thread size and the tube O.D. [The heavy series has a smaller tube O.D. but a thicker wall section than the light.]

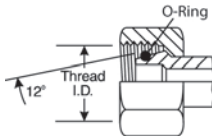
When measuring the flare angle with the seat angle gauge, use the 12° gauge. The seat angle gauge measures the angle from the connector centerline.

Metric Thread Size	Thread		Tube O.D.		Torque Recommendation [Ft. Lbs.]	
	Female I.D. [mm]	Male O.D. [mm]	Light Series [mm]	Heavy Series [mm]	Min.	Max.
M12x1.5	10.5	12.0	6	—	7	15
M14x1.5	12.5	14.0	8	—	15	26
M16x1.5	14.5	16.0	10	8	18	30
M18x1.5	16.5	18.0	12	10	22	33
M20x1.5	18.5	20.0	14	12	26	37
M22x1.5	20.5	22.0	15	14	30	52
M24x1.5	22.5	24.0	—	16	30	52
M26x1.5	24.5	26.0	18	—	44	74
M30x2.0	28.0	30.0	22	20	59	89
M36x2.0	34.0	36.0	28	25	74	111
M42x2.0	40.0	42.0	—	30	74	162
M45x2.0	43.0	45.0	35	—	133	184
M52x2.0	50.0	52.0	42	38	148	221

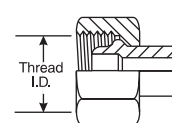
DIN 24° Male and Mating Females



Male 24° Cone, DIN 2353 (MDL/MDH)



Female 24° Cone with O-Ring (FDLORX/FDHORX)



Female Universal 24° and 60° Cone (FDLX/FDHX)

Coupling Identification – Continued

Foreign Thread Types – German DIN – Continued

DIN 60° Cone

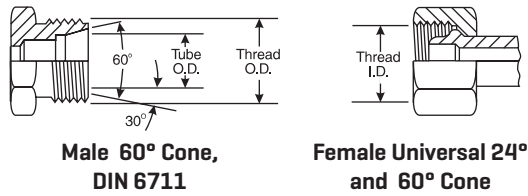
The DIN 60° cone male will mate with the female universal 24° or 60° cone connector only.

The male has a 60° seat and straight metric threads. The female has a 24° and 60° universal seat and straight metric threads.

When measuring the flare angle with the seat angle gauge, use the 30° gauge. The seat angle gauge measures the angle from the connector centerline.

Metric Thread Size	Female Thread	Male Thread	Tube O.D. [mm]	Torque Recommendation [Ft. Lbs.]	
	I.D. [mm]	O.D. [mm]		Min.	Max.
M14x1.5	12.5	14.0	8	15	26
M16x1.5	14.5	16.0	10	18	30
M18x1.5	16.5	18.0	12	22	33
M22x1.5	20.5	22.0	15	30	52
M26x1.5	24.5	26.0	18	44	74
M30x1.5	28.5	30.0	22	59	59
M38x1.5	36.5	38.0	28	74	111
M45x1.5	43.5	45.0	35	133	184
M52x2.0	50.5	52.0	42	148	221

DIN 60° Male and Mating Female



HOSE

HOSE/CPLG. SELECTION

G8K COUPLINGS

GLOBALSPIRAL COUPLINGS

PCM / PCS FERRULES

MEGACRIMP COUPLINGS

STAINLESS STEEL

POWER CRIMP COUPLINGS

LOC, GL AND GLP COUPLINGS

POLARSEAL COUPLINGS

POLARSEAL II COUPLINGS

C14 COUPLINGS

PCTS THERMOPLASTIC COUPLINGS

FIELD ATTACHABLE G1 & G2 COUPLINGS

FIELD ATTACHABLE C5 & C5E COUPLINGS

SURELOK AIR BRAKE COUPLINGS

ADAPTERS

QUICK DISCONNECT COUPLERS

LIVE SWIVEL

BALL VALVES

ACCESSORIES

EQUIPMENT AND PARTS

Foreign Thread Types - German DIN - Continued

DIN 3852 Couplings Type A & B (Parallel Threads)

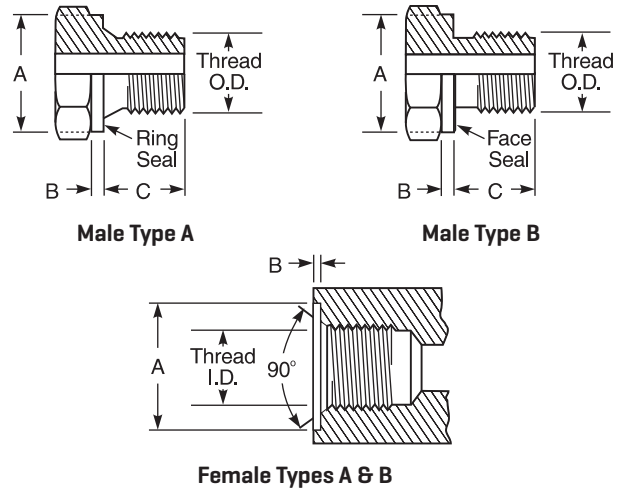
The male DIN 3852 Type A & B couplings will mate with the female DIN coupling shown below. Gates offers this thread as an adapter.

The male and female type A & B couplings have straight threads. The seal occurs when the ring seal [Type A] or the face seal [Type B] mates with the face of the female port.

There are two series of DIN 3852 Type A & B couplings, the light [L] and the heavy [S] series.

Note: Commonly used threads on male metric adapters.

DIN 3852 Couplings Type A & B (Parallel Threads)



Series	Tube O.D. [mm]	Metric Thread Parallel								Whitworth Thread Parallel							
		Thread Size	Female			Male				Thread Size	Female [BSPDR]			Male [BSPP]			
			Thread I.D. [mm]	A [mm]	B [mm]	Thread O.D. [mm]	A [mm]	B [mm]	C [mm]		Thread I.D. [in.]	A [mm]	B [mm]	Thread O.D. [in.]	A [mm]	B [mm]	C [mm]
L Light	6	10x1.0	8.5	15	1.0	10	14	1.5	8	1/8-28	11/32	15	1.0	3/8	14	1.5	8
	8	12x1.5	10.5	18	1.5	12	17	2.0	12	1/4-19	15/32	19	1.5	1/2	17	2.0	12
	10	14x1.5	12.5	20	1.5	14	19	2.0	12	1/4-19	15/32	19	1.5	1/2	19	2.0	12
	12	16x1.5	14.5	22	1.5	16	21	2.5	12	3/8-19	19/32	23	2.0	21/32	21	2.5	12
	15	18x1.5	16.5	24	2.0	18	23	2.5	12	1/2-14	3/4	27	2.5	13/16	23	2.5	12
	18	22x1.5	20.5	28	2.5	22	27	3.0	14	1/2-14	3/4	27	2.5	13/16	27	3.0	14
	22	26x1.5	24.5	32	2.5	26	31	3.0	16	3/4-14	31/32	33	2.5	1-1/32	31	3.0	16
	28	33x2.0	31.5	40	2.5	33	39	3.0	18	1-11	1-7/32	40	2.5	1-5/16	39	3.0	18
	35	42x2.0	40.5	50	2.5	42	49	3.0	20	1-1/4-11	1-17/32	50	2.5	1-21/32	49	3.0	20
42	48x2.0	46.5	56	2.5	48	55	3.0	22	1-1/2-11	1-25/32	56	2.5	1-7/8	55	3.0	22	
S Heavy	6	12x1.5	10.5	18	1.5	12	17	2.0	12	1/4-19	15/32	19	1.5	1/2	17	2.0	12
	8	14x1.5	12.5	20	1.5	14	19	2.0	12	1/4-19	15/32	19	1.5	1/2	19	2.0	12
	10	16x1.5	14.5	22	1.5	16	21	2.5	12	3/8-19	19/32	23	2.0	21/32	21	2.5	12
	12	18x1.5	16.5	24	2.0	18	23	2.5	12	3/8-19	19/32	23	2.0	21/32	23	2.5	12
	14	20x1.5	18.5	26	2.0	20	25	3.0	14	1/2-14	3/4	27	2.5	13/16	25	3.0	14
	16	22x1.5	20.5	28	2.5	22	27	3.0	14	1/2-14	3/4	27	2.5	13/16	27	3.0	14
	20	27x2.0	25.5	33	2.5	27	32	3.0	16	3/4-14	31/32	33	2.5	1-1/32	32	3.0	16
	25	33x2.0	31.5	40	2.5	33	39	3.0	18	1-11	1-7/32	40	2.5	1-5/16	39	3.0	18
	30	42x2.0	40.5	50	2.5	42	49	3.0	20	1-1/4-11	1-17/32	50	2.5	1-21/32	49	3.0	20
38	48x2.0	46.5	56	2.5	48	55	3.0	22	1-1/2-11	1-25/32	56	2.5	1-7/8	55	3.0	22	

HOSE

HOSE/CPLG. SELECTION

G8K COUPLINGS

GLOBAL SPIRAL COUPLINGS

PCM / PCS FERRULES

MEGACRIMP COUPLINGS

STAINLESS STEEL

POWER CRIMP COUPLINGS

LOC. GL AND GLP COUPLINGS

POLARSEAL COUPLINGS

POLARSEAL II COUPLINGS

C14 COUPLINGS

PCTS THERMOPLASTIC COUPLINGS

FIELD ATTACHABLE G1 & G2 COUPLINGS

FIELD ATTACHABLE C5 & C5E COUPLINGS

SURELOK AIR BRAKE COUPLINGS

ADAPTERS

QUICK DISCONNECT COUPLERS

LIVE SWIVEL

BALL VALVES

ACCESSORIES

EQUIPMENT AND PARTS

Coupling Identification - Continued

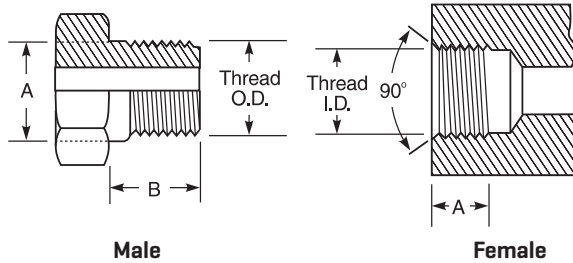
Foreign Thread Types - German DIN - Continued

DIN 3852 Type C Metric and Whitworth Tapered (BSPT) Thread Connectors

The DIN 3852 Type C couplings are available with either metric or Whitworth British thread. The male will mate only with the female as shown.

The male and female couplings have tapered threads. The seal takes place on the threads. There are three series of DIN 3852 Type C Couplings: extra light [LL], light [L] and heavy [S].

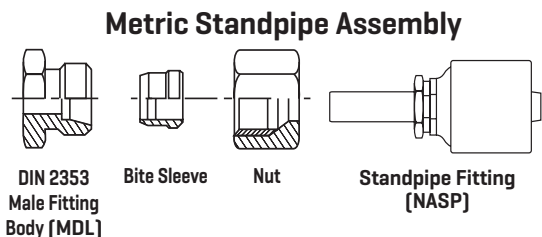
DIN 3852 Type C Metric and Whitworth Tapered Thread Connectors



Series	Tube O.D. [mm]	Metric Tapered Threads						Whitworth Tapered Threads					
		Thread Size	Female		Male		Thread Size	Female		Male			
			Thread I.D. [mm]	A [mm]	Thread O.D. [mm]	A [mm]		B [mm]	Thread I.D. [In.]	A [mm]	Thread O.D. [In.]	A [mm]	B [mm]
LL Extra Light	4	8x1.0	6.5	5.5	8	8.40	8	1/8-28	11/32	5.5	1/8	.392	8
	5	8x1.0	6.5	5.5	8	8.40	8	1/8-28	11/32	5.5	1/8	.392	8
	6	10x1.0	8.5	5.5	10	10.40	8	1/8-28	11/32	5.5	1/8	.392	8
	8	10x1.0	8.5	5.5	10	10.40	8	1/8-28	11/32	5.5	1/8	.392	8
L Light	6	10x1.0	8.5	5.5	10	10.40	8	1/8-28	11/32	5.5	1/8	.392	8
	8	12x1.5	10.5	8.5	12	12.53	12	1/4-19	15/32	8.5	1/4	.532	12
	10	14x1.5	12.5	8.5	14	14.53	12	1/4-19	15/32	8.5	1/4	.532	12
	12	16x1.5	14.5	8.5	16	16.53	12	3/8-19	19/32	8.5	3/8	.670	12
S Heavy	15	18x1.5	16.5	8.5	18	18.53	12	1/2-14	3/4	8.5	1/2	.839	14
	18	22x1.5	20.5	10.5	22	22.65	14	1/2-14	3/4	10.5	1/2	.839	14
	6	12x1.5	10.5	8.5	12	12.53	12	1/4-19	15/32	8.5	1/4	.532	12
	8	14x1.5	12.5	8.5	14	14.53	12	1/4-19	15/32	8.5	1/4	.532	12
S Heavy	10	16x1.5	14.5	8.5	16	16.53	12	3/8-19	19/32	8.5	3/8	.670	12
	12	18x1.5	16.5	8.5	18	18.53	12	3/8-19	19/32	8.5	3/8	.670	12
	14	20x1.5	18.5	10.5	20	20.65	14	1/2-14	3/4	10.5	1/2	.839	14
	16	22x1.5	20.5	10.5	22	22.65	14	1/2-14	3/4	10.5	1/2	.839	14

Metric Stand Pipe Assembly

A metric stand pipe assembly is comprised of three components attached to a male fitting. The components are: a Stand Pipe Tube, Bite Sleeve and Metric Nut. The nut is placed over the Stand Pipe, followed by the Bite Sleeve [see illustration below]. For DIN light assemblies, a DIN light metric nut is used. For DIN heavy assemblies, a DIN heavy metric nut is used. The Bite Sleeve and Stand Pipe are selected on the basis of tube O.D.



Metric Stand Pipe DIN Tube O.D. [mm]	Bite Sleeve DIN Tube O.D. [mm]	Metric Nut Thread	
		Light	Heavy
6	6	M12x1.5	—
8	8	M14x1.5	M16x1.5
10	10	M16x1.5	M18x1.5
12	12	M18x1.5	M20x1.5
15	15	M22x1.5	—
16	16	—	M24x1.5
18	18	M26x1.5	—
20	20	—	M30x2.0
22	22	M30x2.0	—
25	25	—	M36x2.0
28	28	M36x2.0	—
30	30	—	M42x2.0
35	35	M45x2.0	—
38	38	—	M52x2.0
42	42	M52x2.0	—

Foreign Thread Types – Japanese

There are two popular types of coupling styles in Japan, Japanese Industrial Standard and Komatsu. These couplings look similar to Male JIC and Female JIC Swivel couplings. However there are two major differences: The threads are BSP and the seat angle is only 30° instead of 37° for JIC.

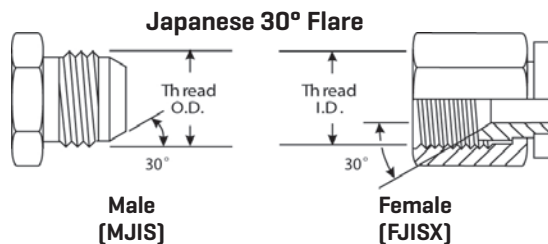
- 1. Japanese Industrial Standard.** Most Japanese equipment uses this type of coupling with a 30° seat and British Standard Pipe Parallel threads. They are not interchangeable with British couplings, since the flare is not inverted.
- 2. Komatsu.** All Komatsu equipment uses couplings with a 30° seat and metric fine threads. All flanges are Code 61 or Code 62, except -10 which utilizes a special Komatsu-style flange that does not conform to SAE standard sizing.

Japanese 30° Flare Parallel Threads

The Japanese 30° flare male connector will mate with a Japanese 30° flare female only.

The male and female have straight threads and a 30° seat. The seal is made on the 30° seat.

The threads on the Japanese 30° flare connector conform to JIS B 0202, which are the same as the BSPOR threads. Both the British and Japanese connectors have a 30° seat, but they are not interchangeable because the British seat is inverted.



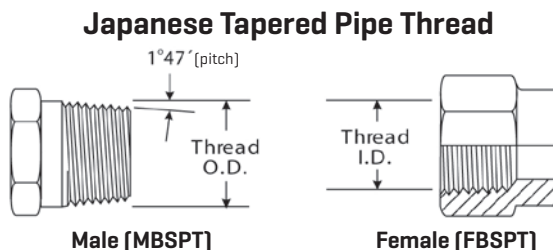
Dash Size	Nominal Size [In.]	Thread Size	Female Thread I.D. [In.]	Male Thread O.D. [In.]
-2	1/8	1/8 - 28	11/32	3/8
-4	1/4	1/4 - 19	7/16	17/32
-6	3/8	3/8 - 19	19/32	21/32
-8	1/2	1/2 - 14	3/4	13/16
-10	5/8	5/8 - 14	13/16	29/32
-12	3/4	3/4 - 14	15/16	1-1/32
-16	1	1 - 11	1-13/16	1-15/16
-20	1-1/4	1-1/4 - 11	1-17/32	1-21/32
-24	1-1/2	1-1/2 - 11	1-25/32	1-7/8
-32	2	2 - 11	2-7/32	2-11/32

Japanese Tapered Pipe Thread

The Japanese tapered pipe thread connector is identical to and fully interchangeable with the BSPT (tapered) connector. The Japanese connector does not have a 30° flare and will not mate with the BSPOR female.

The threads conform to JIS B 0203, which are the same as BSPT threads.

The seal on the Japanese tapered pipe thread connector is made on the threads.



Dash Size	Nominal Size [In.]	Thread Size	Female Parallel Thread I.D. [In.]	Male Parallel Thread O.D. [In.]
-2	1/8	1/8 - 28	11/32	3/8
-4	1/4	1/4 - 19	7/16	17/32
-6	3/8	3/8 - 19	19/32	21/32
-8	1/2	1/2 - 14	3/4	13/16
-12	3/4	3/4 - 14	15/16	1-1/32
-16	1	1 - 11	1-13/16	1-15/16
-20	1-1/4	1-1/4 - 11	1-17/32	1-21/32
-24	1-1/2	1-1/2 - 11	1-25/32	1-7/8
-32	2	2 - 11	2-7/32	1-11/32
-32	2	2 - 11	2-7/32	2-11/32

HOSE

HOSE/CPLG. SELECTION

G8K COUPLINGS

GLOBALSPIRAL COUPLINGS

PCM / PCS FERRULES

MEGACRIMP COUPLINGS

STAINLESS STEEL

POWER CRIMP COUPLINGS

LOC. GL AND GLP COUPLINGS

POLARSEAL COUPLINGS

POLARSEAL II COUPLINGS

C14 COUPLINGS

PCTS THERMOPLASTIC COUPLINGS

FIELD ATTACHABLE G1 & G2 COUPLINGS

FIELD ATTACHABLE C5 & C5E COUPLINGS

SURELOK AIR BRAKE COUPLINGS

ADAPTERS

QUICK DISCONNECT COUPLERS

LIVE SWIVEL

BALL VALVES

ACCESSORIES

EQUIPMENT AND PARTS

Coupling Identification - Continued

Foreign Thread Types - Japanese - Continued

HOSE

HOSE/CPLG. SELECTION

G8K COUPLINGS

GLOBALSPIRAL COUPLINGS

PCM / PCS FERRULES

MEGACRIMP COUPLINGS

STAINLESS STEEL

POWER CRIMP COUPLINGS

LOC, GL AND GLP COUPLINGS

POLARSEAL COUPLINGS

POLARSEAL II COUPLINGS

C14 COUPLINGS

PCTS THERMOPLASTIC COUPLINGS

FIELD ATTACHABLE G1 & G2 COUPLINGS

FIELD ATTACHABLE C5 & C5E COUPLINGS

SURELOK AIR BRAKE COUPLINGS

ADAPTERS

QUICK DISCONNECT COUPLERS

LIVE SWIVEL

BALL VALVES

ACCESSORIES

EQUIPMENT AND PARTS

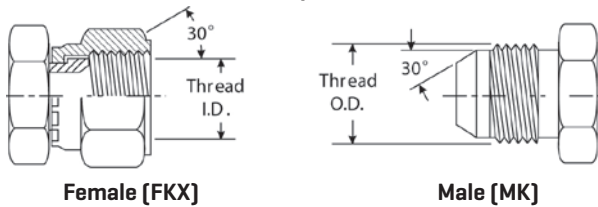
Komatsu Style 30° Flare Parallel Threads

The Komatsu style 30° flare parallel thread connector is identical to the Japanese 30° flare parallel thread connector except for the threads. The Komatsu style connector uses metric fine threads which conform to JIS B 0207. Gates identifies these as Komatsu-style by marking the hex nuts with two small notches.

The Komatsu style connector seals on the 30° flare.

Dash Size	Nominal Size		Thread Size	Female Thread I.D. [mm]	Male Thread [O.D.] [mm]
	[In.]	[mm]			
-4	1/4	6.5	M14x1.5	12.5	14
-6	3/8	9.5	M18x1.5	16.5	18
-8	1/2	13	M22x1.5	20.5	22
-10	5/8	16	M24x1.5	22.5	24
-12	3/4	19	M30x1.5	28.5	30
-16	1	25	M33x1.5	31.5	33
-20	1-1/4	32	M36x1.5	34.5	36
-24	1-1/2	38	M42x1.5	40.5	42

Komatsu Style 30° Flare



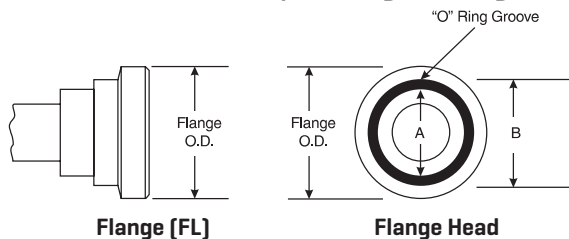
Komatsu Style Flange Fitting

The Komatsu style flange fitting is nearly identical to and fully interchangeable with the SAE Code 61 flange fitting. In all sizes the O-ring dimensions are different. When replacing a Komatsu style flange with an SAE style flange, an SAE style O-ring must always be used.

Dash Size	Nominal Size		Flange O.D. [In.]	A [In.]	B [In.]
	[In.]	[mm]			
-8	1/2	12.7	1.188	.728	.984
-10*	5/8	15.9	1.345	.728	1.102
-12	3/4	19.1	1.500	.846	1.220
-16	1	25.4	1.750	1.122	1.496
-20	1-1/4	31.8	2.000	1.358	1.732
-24	1-1/2	38.1	2.375	1.750	2.125
-32	2	50.8	2.812	2.225	2.559

*[-10 is a non-SAE size flange]

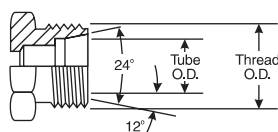
Komatsu Style Flange Fitting



Metric Kobelco Metric Bite Sleeve

These are similar to the German DIN 24° cone, but the DIN style uses coarser threads. Therefore, the Kobelco and German DIN are not interchangeable for female Kobelco [see French GAZ 24° swivel].

Dash Size	Metric Thread Size	Female Thread I.D. [mm]	Male Thread O.D. [mm]
-22	M30X1.5	28	30
-28	M36X1.5	34	36
-35	M45X1.5	43	45



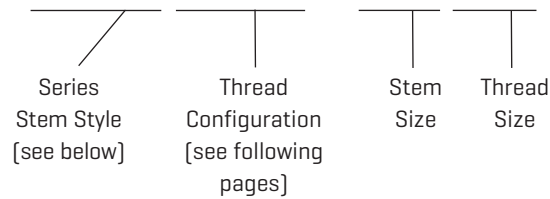
Male 24° Cone (MKB)

Gates Global Part Numbering System

Gates couplings feature a meaningful part number that makes coupling identification fast and easy. Always refer to Gates Crimp Data Manual when selecting hose and coupling combinations.

In the following example, the Global Part Number G25100-0808 identifies a MegaCrimp® Male Pipe [MP] coupling with -8 [1/2"] stem size and -8 [1/2"] thread size.

G25100-0808



Series Stem Styles:

- G17** - Stainless Steel Braid Couplings
- G18** - Stainless Steel Spiral Couplings
- G19** - G8K Couplings

- G20** - GlobalSpiral™ Couplings
- G21** - GlobalSpiral™ One Piece Couplings For MC4-20 Crimper
- G22** - GlobalSpiral™ Plus [GSP]
- G23** - GlobalSpiral™ Max [-32] [GSM] Pressure Couplings
- G24** - GlobalSpiral™ Max [GSM] Pressure Couplings
- G25** - MegaCrimp® Couplings
- G27** - Field Attachable Type T for G1 Hose [1 Wire]
- G28** - Field Attachable Type T for G2 Hose [2 Wire]

- G34** - Field Attachable for C5CXH, C5C, C5D & C5M Hose
- G35** - Field Attachable for C5E Hose
- G36** - Brass Lock-On Field Attachable Couplings for LOC & LOL Hose

- G40** - C14 Couplings
- G43** - GL Couplings
- G44** - GLX® Couplings
- G45** - PolarSeal® Couplings
- G46** - PolarSeal® II Couplings

- G50** - Power Steering Couplings
- G51** - PCTS Thermoplastic Couplings

Other Non-Stem Series Styles:

- G30** - Air Brake Copper Tubing
- G31** - SureLok™ Air Brake Couplings
- G32** - Compression Air Brake
- G33** - Air Brake Couplings For Rubber Hose
- G37** - Single Bead
- G38** - Barbed Stem

- G49** - Automotive Adapters

- G52** - Gates OE-Style Clamp Collars
- G55** - Copper Tubing Industrial
- G56** - Industrial SureLok™
- G57** - Mini-Barbed Tube
- G58** - Compression PVC

- G60** - SAE to SAE Adapters
- G62** - British to SAE Adapters
- G63** - Metric Conversion Adapters
- G64** - International to International Adapters
- G65** - Japanese Conversion Adapters

- G80** - Hose Bend Restrictors
- G81** - Hose Guards
- G82** - G82 & G83 Spring Guards
- G83** - G82 & G83 Spring Guards
- G89** - C14 Assembly

- G93** - Live Swivel
- G94** - Quick Disconnect Couplers
- G95** - Quick Disconnect Couplers
- G96** - Ball Valves

HOSE
HOSE/CPLG. SELECTION
G8K COUPLINGS
GLOBALSPIRAL COUPLINGS
PCM / PCS FERRULES
MEGACRIMP COUPLINGS
STAINLESS STEEL
POWER CRIMP COUPLINGS
LOC, GL AND GLP COUPLINGS
POLARSEAL COUPLINGS
POLARSEAL II COUPLINGS
C14 COUPLINGS
PCTS THERMOPLASTIC COUPLINGS
FIELD ATTACHABLE G1 & G2 COUPLINGS
FIELD ATTACHABLE C5 & C5E COUPLINGS
SURELOK AIR BRAKE COUPLINGS
ADAPTERS
QUICK DISCONNECT COUPLERS
LIVE SWIVEL
BALL VALVES
ACCESSORIES
EQUIPMENT AND PARTS

Gates Global Part Numbering System – Continued

Thread Configurations for Stem Styles

These three-digit numbers identify the various coupling thread configurations

HOSE
HOSE/CPLG. SELECTION
G8K COUPLINGS
GLOBALSPIRAL COUPLINGS
PCM / PCS FERRULES
MEGACRIMP COUPLINGS
STAINLESS STEEL
POWER CRIMP COUPLINGS
LOC, GL AND GLP COUPLINGS
POLARSEAL COUPLINGS
POLARSEAL II COUPLINGS
C14 COUPLINGS
PCTS THERMOPLASTIC COUPLINGS
FIELD ATTACHABLE G1 & G2 COUPLINGS
FIELD ATTACHABLE C5 & C5E COUPLINGS
SURELOK AIR BRAKE COUPLINGS
ADAPTERS
QUICK DISCONNECT COUPLERS
LIVE SWIVEL
BALL VALVES
ACCESSORIES
EQUIPMENT AND PARTS

100 - MP	Male Pipe (NPTF - 30° Cone Seat)	306 - FL45S	Code 61 O-Ring Flange - 45° Bent Tube - Short
101 - MPLN	Male Pipe Long Nose	307 - FL45	Code 61 O-Ring Flange - 45° Bent Tube
102 - MPAPI	API Line Pipe Connection	308 - FL60S	Code 61 O-Ring Flange - 60° Bent Tube - Short
103 - MPLH	Male Pipe (NPTF - 30° Cone Seat) - Long Hex	309 - FL60M	Code 61 O-Ring Flange - 60° Bent Tube - Medium
105 - MPX	Male Pipe Swivel (NPTF - Without 30° Cone Seat)	311 - FL67	Code 61 O-Ring Flange - 67 1/2° Bent Tube
106 - MPX90	Male Pipe Swivel - 90° Block (NPTF - Without 30° Cone Seat)	313 - FL90XS	Code 61 O-Ring Flange - 90° Bent Tube - Extra Short
107 - MPX90L	Male Pipe Swivel - 90° Long Block (NPTF - Without 30° Cone Seat)	314 - FL90S	Code 61 O-Ring Flange - 90° Bent Tube - Short
110 - FP	Female Pipe (NPTF - Without 30° Cone Seat)	315 - FL90M	Code 61 O-Ring Flange - 90° Bent Tube - Medium
111 - FPX	Female Pipe Swivel (NPSM - 30° Cone Seat)	316 - FL90L	Code 61 O-Ring Flange - 90° Bent Tube - Long
120 - MB	Male O-Ring Boss	317 - FL90XL	Code 61 O-Ring Flange - 90° Bent Tube - Extra Long
121 - MBX	Male O-Ring Boss Swivel	318 - FL90XXL	Code 61 O-Ring Flange - 90° Bent Tube - Extra Extra Long
122 - MBX45BL	Male O-Ring Boss Swivel - 45° Block	319 - FL90Non-ISO	Code 61 O-Ring Flange - 90° Bent Tube - Non-ISO
123 - MBX90BL	Male O-Ring Boss Swivel - 90° Block	323 - FL100	Code 61 O-Ring Flange - 100° Bent Tube
124 - MBX90BL	Male O-Ring Boss Swivel - 90° Block Long	325 - FL110	Code 61 O-Ring Flange - 110° Bent Tube
126 - MBX45	Male O-Ring Boss Swivel - 45° Bent Tube	327 - FL120	Code 61 O-Ring Flange - 120° Bent Tube
128 - MBX90	Male O-Ring Boss Swivel - 90° Bent Tube	329 - FL125	Code 61 O-Ring Flange - 125° Bent Tube
134 - MBAX90M	Male O-Ring Boss Adapterless Swivel - 90° Bent Tube - Medium	331 - FL135	Code 61 O-Ring Flange - 135° Bent Tube
140 - FMX	Female MegaSeal Swivel	342 - RFL90S	Special Flange - 90°
145 - FMX45	Female MegaSeal Swivel - 45° Bent Tube	345 - BSPP-LX	Male BSPP to Male BSPP
149 - FMX90S	Female MegaSeal Swivel - 90° Bent Tube - Short	350 - FLH	Code 62 O-Ring Flange Heavy
150 - FMX90	Female MegaSeal Swivel - 90° Bent Tube	352 - FLH22	Code 62 O-Ring Flange Heavy - 22 1/2° Bent Tube
151 - FMX90L	Female MegaSeal Swivel - 90° Bent Tube - Long	353 - FLH20	Code 62 O-Ring Flange Heavy - 22° Bent Tube
165 - MJ	Male JIC 37° Flare	354 - FLH30	Code 62 O-Ring Flange Heavy - 30° Bent Tube
170 - FJX	Female JIC 37° Flare Swivel	357 - FLH45	Code 62 O-Ring Flange Heavy - 45° Bent Tube
171 - FJXL	Female JIC 37° Flare Swivel - Long	359 - FLH60	Code 62 O-Ring Flange Heavy - 60° Bent Tube
172 - FJX30	Female JIC 37° Flare Swivel - 30° Bent Tube	360 - FLH67	Code 62 O-Ring Flange Heavy - 67 1/2° Bent Tube
174 - FJX45S	Female JIC 37° Flare Swivel - 45° Bent Tube - Short	364 - FLH90S	Code 62 O-Ring Flange Heavy - 90° Bent Tube - Short
175 - FJX45	Female JIC 37° Flare Swivel - 45° Bent Tube	365 - FLH90M	Code 62 O-Ring Flange Heavy - 90° Bent Tube - Medium
176 - FJX45L	Female JIC 37° Flare Swivel - 45° Bent Tube - Long	366 - FLH90L	Code 62 O-Ring Flange Heavy - 90° Bent Tube - Long
177 - FJX60	Female JIC 37° Flare Swivel - 60° Bent Tube	367 - FLH90XL	Code 62 O-Ring Flange Heavy - 90° Bent Tube - Extra Long - Non ISO
179 - FJX90S	Female JIC 37° Flare Swivel - 90° Bent Tube - Short	369 - GS-FLH110	Code 62 O-Ring Flange Heavy - 110° Bent Tube
180 - FJX90M	Female JIC 37° Flare Swivel - 90° Bent Tube - Medium	370 - FLFF	Code 61 Flange Without O-Ring Groove
181 - FJX90L	Female JIC 37° Flare Swivel - 90° Bent Tube - Long	400 - FLC	Caterpillar Style O-Ring Flange
182 - FJX90XL	Female JIC 37° Flare Swivel - 90° Bent Tube - Extra Long	401 - FLCCL	Caterpillar Style O-Ring Flange - Long
183 - FJX90	Female JIC 37° Flare Swivel - 90° Bent Tube	402 - FLC22	Caterpillar Style O-Ring Flange - 22 1/2° Bent Tube
187 - FJX90BLK	Female JIC 37° Flare Swivel - 90° Block	404 - FLC30	Caterpillar Style O-Ring Flange - 30° Bent Tube
195 - MS	Male SAE 45° Flare	407 - FLC45	Caterpillar Style O-Ring Flange - 45° Bent Tube
196 - MS45	Male SAE 45° Flare - 45° Bent Tube	408 - FLC45	Caterpillar Style O-Ring Flange - 45° Bent Tube
197 - MS90	Male SAE 45° Flare - 90° Bent Tube	409 - FLC60	Caterpillar Style O-Ring Flange - 60° Bent Tube
200 - FSX	Female SAE 45° Flare Swivel	410 - FLC67	Caterpillar Style O-Ring Flange - 67 1/2° Bent Tube
202 - FSX45	Female SAE 45° Flare Swivel - 45° Bent Tube	415 - FLC90	Caterpillar Style O-Ring Flange - 90° Bent Tube
204 - FSX90S	Female SAE 45° Flare Swivel - 90° Bent Tube - Short	416 - FLC90L	Caterpillar Style O-Ring Flange - 90° Bent Tube - Long
205 - FSX90	Female SAE 45° Flare Swivel - 90° Bent Tube	420 - FPFL	Female French GAZ (Poclairn) 24° High Pressure Flange
206 - FSX90L	Female SAE 45° Flare Swivel - 90° Bent Tube - Long	450 - FJ/FB-LX	Male JIC to Female Boss
210 - FJSX	Dual Seat Female JIC 37°/SAE 45° Flare Swivel	460 - ABC	Air Brake Compression
211 - FJSX45	Dual Seat Female JIC 37°/SAE 45° Flare Swivel - 45° Bent Tube	461 - STA	Straight Tube Assembly
212 - FJSX90	Dual Seat Female JIC 37°/SAE 45° Flare Swivel - 90° Bent Tube	462 - STA-ABC	Straight Tube Assembly (STA) and One Air Brake Compression (ABC)
213 - RFJSX90L	Dual Seat Female JIC 37°/SAE 45° Flare Swivel - 90° Bent Tube - Long	480 - MPFL	Male French GAZ (Poclairn) 24° High Pressure Flange
225 - MFFOR	Male Flat-Face O-Ring	482 - MPFL90	Male French GAZ (Poclairn) 24° High Pressure Flange - 90° Bent Tube
226 - MFFORBKHDLN	Male Flat-Face O-Ring Bulk Head Long Nose	500 - MIX	SAE Male Inverted Swivel
230 - FFORX	Female Flat-Face O-Ring Swivel	502 - MIX45	SAE Male Inverted Swivel - 45° Bent Tube
232 - FFORX22	Female Flat-Face O-Ring Swivel - 22 1/2° Bent Tube	504 - MIX90	SAE Male Inverted Swivel - 90° Bent Tube
233 - FFORX30	Female Flat-Face O-Ring Swivel - 30° Bent Tube	510 - MFA	SAE Male Flareless Assembly
234 - FFORX45S	Female Flat-Face O-Ring Swivel - 45° Bent Tube - Short	511 - MFA90	Male SAE Flareless Assembly - 90° Block
235 - FFORX45	Female Flat-Face O-Ring Swivel - 45° Bent Tube	520 - SP	North American Stand Pipe
238 - FFORX67	Female Flat-Face O-Ring Swivel - 67 1/2° Bent Tube	527 - FBO	Female Braze-On Stems
239 - FFORX90S	Female Flat-Face O-Ring Swivel - 90° Bent Tube - Short	534 - HLEC	Hose Length Extender - Caterpillar
240 - FFORX90M	Female Flat-Face O-Ring Swivel - 90° Bent Tube - Medium	535 - HLE	Hose Length Extender
241 - FFORX90L	Female Flat-Face O-Ring Swivel - 90° Bent Tube - Long	536 - HLE45	Hose Length Extender - 45° Bent Tube
248 - FFORX135	Female Flat-Face O-Ring Swivel - 135° Bent Tube	537 - HLE90	Hose Length Extender - 90° Bent Tube
300 - FL	Code 61 O-Ring Flange	538 - HLESG	Hose Length Extender with Sight Glass
301 - FLL	Code 61 O-Ring Flange Long Neck	539 - HLET	Hose Length Extender - Tee
302 - FL22M	Code 61 O-Ring Flange - 22 1/2° Bent Tube - Medium	540 - FABX	Female Air Brake Swivel
304 - FL30	Code 61 O-Ring Flange - 30° Bent Tube	541 - HLE180	Hose Length Extender - 180° Bent Tube
		542 - HLEY	Y Splicer
		543 - TBFLX	Two-Bolt Flange Swivel

Gates Global Part Numbering System - Continued

Thread Configurations for Stem Styles - Continued

561 - FG	Female Grease	845 - FBSPORX90BL	Female British Standard Parallel Pipe O-Ring Swivel - 90° Block
562 - FZX	Female Parker Triple Thread Flare	850 - BSPBJ	International Thread British Std Pipe Banjo
563 - PWX	Pressure Wash Swivel	855 - FBFFX	Female British Flat-Face Swivel
564 - BJ	US Banjo	910 - FKX	Female Komatsu Style Japanese Metric Swivel
578 - MTON180	Male O-Ring [MOR] - 180° Bent Tube	911 - FKX45	Female Komatsu Style Japanese Metric Swivel - 45° Bent Tube
580 - MTON134SP	Male SAE Tube O-Ring Nut Swivel with R134a Service Port	913 - FKX90	Female Komatsu Style Japanese Metric Swivel - 90° Bent Tube
582 - MTON134SP90	Male SAE Tube O-Ring Nut Swivel with R134a Service Port - 90° Bent Tube	930 - FJISX	Female Japanese Industrial Standard Swivel
583 - MTON	Male SAE Tube O-Ring Nut Swivel	935 - MMFA	Male Metric Flareless Assembly
584 - MTON45	Male SAE Tube O-Ring Nut - 45° Bent Tube	947 - FSLTORSP	Female [Ford] Spring Lock Tee O-Ring Splicer
585 - MTON90	Male SAE Tube O-Ring Nut - 90° Bent Tube	948 - FSLSP	Female [Ford] Spring Lock Liquid Line Splicer
586 - FTONR12SP	Female SAE Tube O-Ring Nut Swivel with R12 Service Port	949 - MSL45	Male [Ford] Spring Lock - 45° Bent Tube
587 - FTONR12SP90	Female SAE Tube O-Ring Nut Swivel with R12 Service - 90° Bent Tube	950 - MSL	Male [Ford] Spring Lock
588 - FTON134SP	Female SAE Tube O-Ring Nut Swivel with R134a Service Port	951 - MSL90	Male [Ford] Spring Lock - 90° Bent Tube
589 - FTON134SP90	Female SAE Tube O-Ring Nut Swivel with R134a Service Port - 90° Bent Tube	952 - FSL	Female [Ford] Spring Lock
590 - FTON	Female SAE Tube O-Ring Nut Swivel	953 - FSL90	Female [Ford] Spring Lock - 90° Bent Tube
591 - FTON45	Female SAE Tube O-Ring Nut Swivel - 45° Bent Tube	954 - R12SP	Hose Splicer with R12 Thread Service Port
592 - FTON90	Female SAE Tube O-Ring Nut Swivel - 90° Bent Tube	955 - FSL45	Female [Ford] Spring Lock - 45° Bent Tube
593 - FTOMN	Female SAE Tube O-Ring Metric Nut Swivel	956 - R134SP	Hose Splicer with R134a Service Port
594 - FTOMN45	Female SAE Tube O-Ring Metric Nut Swivel - 45° Bent Tube	957 - R134SP-RL	Female Rotolok with R134a Service Port - 90° Block
595 - FTOMN90	Female SAE Tube O-Ring Metric Nut Swivel - 90° Bent Tube	958 - CFTON90	Compressor Female SAE Tube O-Ring Nut Swivel - 90° Bent Tube
596 - FTON90BL	Female SAE Tube O-Ring Nut Swivel - 90° Block	959 - CFTON90BL	Compressor Female SAE Tube O-Ring Nut Swivel - 90° Block
597 - MIO	Male Inverted O-Ring	960 - CFTON134SP90BL	Compressor Female Tube O-Ring Nut with 134a Service Port - 90° Block
598 - MIO45	Male Inverted O-Ring - 45° Bent Tube	961 - CBSR12SP90	Compressor Block - Single w/Switch or Service Port - 90° Bent Tube
599 - MIO90	Male Inverted O-Ring - 90° Bent Tube	962 - CBSRR12SP90	Compressor Block - Single Reverse w/Switch or Service Port - 90° Bent Tube
600 - MIOBKHD	Male Inverted O-Ring Bulkhead	963 - FTOMN90134SPH	Metric Female O-Ring [FOR] with Switch or Service Port - 90° Bent Tube
602 - MIOBKHD90	Male Inverted O-Ring Bulkhead - 90° Bent Tube	964 - FTOMN90SPL	Metric Female O-Ring [FOR] with Switch or Service Port - 90° Bent Tube
604 - FTDON	Female SAE Tube Dual O-Ring Nut	965 - MIOM	Metric Male Insert O-Ring [MIO]
605 - FTDON45	Female SAE Tube Dual O-Ring Nut - 45° Bent Tube	970 - MQLH	Male Quick-Lok High
606 - FTDON90	Female SAE Tube Dual O-Ring Nut - 90° Bent Tube	971 - MQLH45S	Male Quick-Lok High - 45° Bent Tube - Short
607 - FTDOMN	Female SAE Tube Dual O-Ring Metric Nut	972 - MQLH90S	Male Quick-Lok High - 90° Bent Tube - Short
608 - FTDOMN45	Female SAE Tube Dual O-Ring Metric Nut - 45° Bent Tube	973 - MQLH90L	Male Quick-Lok High - 90° Bent Tube - Long
609 - FTDOMN90	Female SAE Tube Dual O-Ring Metric Nut - 90° Bent Tube	974 - MB	Female Quick-Lok High to Male O-Ring Boss Adapter
610 - FTON180	Female SAE Tube O-Ring Nut - 180° Bent Tube	995 - G8K1F	G8K Ferrule for G8K Spiral Hose
611 - MIO134SP	Male Inverted O-Ring with R134a Service Port	995 - GS1F	GS Ferrule for 4-Spiral Hose
613 - MIO134SP90	Male Inverted O-Ring with R134a Service Port - 90° Bent Tube	995 - GSP1F	GSP Ferrule for 4-Spiral EF Hose
614 - TORSP	Universal Tee O-Ring Splicer English Threads	995 - B1F	Non-Skive Ferrule
615 - MDL	Male DIN 24° Cone - Light Series	995 - CLAMP	Clamp Assemblies
645 - FDLORX	Female DIN 24° Cone Swivel - Light Series with O-Ring	995 - S1F	Stainless Steel Spiral Couplings-Non-Skive Ferrules
650 - FDLORX45	Female DIN 24° Cone Swivel - Light Series with O-Ring - 45° Bent Tube	995 - S2F	Stainless Steel Spiral Couplings-Skive Ferrules
655 - FDLORX90	Female DIN 24° Cone Swivel - Light Series with O-Ring - 90° Bent Tube		
675 - MFG	Male French GAZ		
680 - FFGX	Female French GAZ Swivel		
688 - FTON134SPH	Female SAE Tube O-Ring Nut Swivel with R134a High Pressure Service Port		
690 - FFGX90	Female French GAZ Swivel - 90° Bent Tube		
691 - FFGX90S	Female French GAZ Swivel - 90° Bent Tube - Short		
715 - MDH	Male DIN 24° Cone - Heavy Series		
720 - FDHORX	Female DIN 24° Cone Swivel - Heavy Series with O-Ring		
725 - FDHORX45	Female DIN 24° Cone Swivel - Heavy Series with O-Ring - 45° Bent Tube		
730 - FDHORX90	Female DIN 24° Cone Swivel - Heavy Series with O-Ring - 90° Bent Tube		
735 - MKB	Male Kobelco Style		
750 - MSP	Metric Light Stand Pipe		
770 - DBJ	International Thread Metric 7642 DIN Banjo		
795 - MBSPT	Male British Standard Pipe Tapered/Japanese Tapered Thread		
810 - MBSPP	Male British Standard Pipe Parallel		
830 - FBSPX	Female British Standard Parallel Pipe O-Ring Swivel		
830 - FBSPORX	Female British Standard Parallel Pipe O-Ring Swivel		
831 - FBSPORX45	Female British Standard Parallel Pipe O-Ring Swivel - 45° Bent Tube		
832 - FBSPORX90	Female British Standard Parallel Pipe O-Ring Swivel - 90° Bent Tube		

HOSE

HOSE/CPLG.
SELECTION

G8K COUPLINGS

GLOBAL SPIRAL
COUPLINGS

PCM / PCS
FERRULES

MEGACRIMP
COUPLINGS

STAINLESS
STEEL

POWER CRIMP
COUPLINGS

LOC, GL AND GLP
COUPLINGS

POLARSEAL
COUPLINGS

POLARSEAL II
COUPLINGS

C14 COUPLINGS

PCTS
THERMOPLASTIC
COUPLINGS

FIELD
ATTACHABLE G1
& G2 COUPLINGS

FIELD
ATTACHABLE C5
& C5E
COUPLINGS

SURELOK AIR
BRAKE
COUPLINGS

ADAPTERS

QUICK
DISCONNECT
COUPLERS

LIVE SWIVEL

BALL VALVES

ACCESSORIES

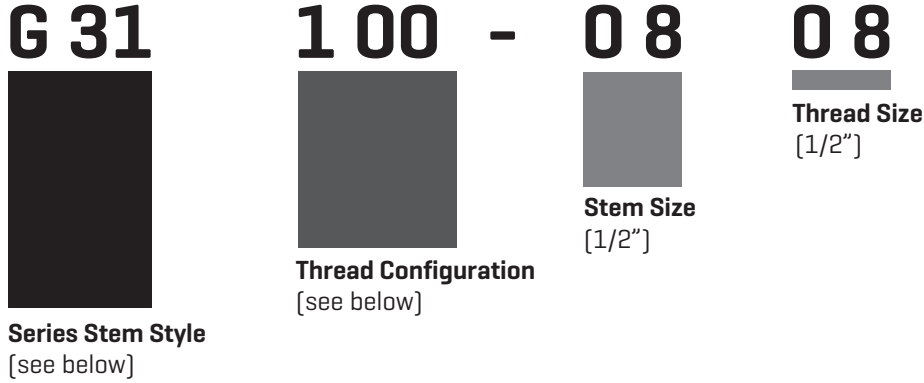
EQUIPMENT AND
PARTS

Gates Global Part Numbering System - Continued

HOSE
HOSE/CPLG. SELECTION
G8K COUPLINGS
GLOBAL SPIRAL COUPLINGS
PCM / PCS FERRULES
MEGACRIMP COUPLINGS
STAINLESS STEEL
POWER CRIMP COUPLINGS
LOC, GL AND GLP COUPLINGS
POLARSEAL COUPLINGS
POLARSEAL II COUPLINGS
C14 COUPLINGS
PCTS THERMOPLASTIC COUPLINGS
FIELD ATTACHABLE G1 & G2 COUPLINGS
FIELD ATTACHABLE C5 & C5E COUPLINGS
SURELOK AIR BRAKE COUPLINGS
ADAPTERS
QUICK DISCONNECT COUPLERS
LIVE SWIVEL
BALL VALVES
ACCESSORIES
EQUIPMENT AND PARTS

Air Brake

In the following example, the Global Part Number G31100-0808 identifies a SureLok™ Male Pipe [MP] coupling with -8 [1/2"] tube size and -8 [1/2"] thread size.



Series Stem Styles:

- G31—SureLok™ Fittings [Description = AB]
- G32—Compression Fittings [Description = ABC]
- G33—Air Brake Fittings for Rubber Hose [Description = ABR]

THREAD CONFIGURATIONS

These three-digit numbers identify the various coupling thread configurations

021 - MP-ATDV	Air Tank Drain Valve	138 - AB-AB-MP90	Air Brake to Male Pipe - Tee - 90°
022 - MP-AV	Air Vent	140 - MPX-AB-AB	Male Pipe Swivel to Air Brake to Air Brake - Tee
027 - MP-CV	One Way Check Valve	142 - AB-AB-MPX	Air Brake on Run to Male Pipe Swivel - Tee
028 - CTI-MP-CV	Copper Tubing Industrial to Male Pipe - Check Valve	150 - AB-FP	Air Brake to Female Pipe
030 - MAB-MP	Air Brake Adapter	151 - ABR-FABX-MPA	Air Brake to Female Air Brake Swivel with Adapter
031 - GH	Gladhand	154 - AB-FP90	Air Brake to Female Pipe - 90°
032 - GH-SEAL	Gladhand Seal	160 - AB-AB-FP	Air Brake on Run to Female Pipe - Tee
040 - TSI-AB	Tube Sleeve Insert	161 - MP-FP-CTI	Male Pipe to Female Pipe to Copper Tubing Industrial - Tee
050 - TS-AB	Tube Sleeve	168 - AB-MP-FP	Air Brake to Male Pipe to Female Pipe
060 - TSN-AB	Tube Sleeve Nut	190 - MBT-MFA	Mini-Barb to Male Flareless Assembly
061 - SGN-ABR	Spring Guard Nut	300 - AB-AB-BKHD	Air Brake Bulkhead
080 - CARTRIDGE-AB	Air Brake Cartridge	301 - FP-FPBKHD	Air Brake Bulkhead
099 - CARTRIDGE-SLI	Cartridge	302 - MP-FPBKHD	Air Brake Bulkhead
100 - AB-MP	Air Brake to Male Pipe	303 - MP-FPBKHD	Air Brake Bulkhead
102 - AB-MP45	Air Brake to Male Pipe - 45°	350 - AB-MFA-BKHD	Air Brake to Male Flareless Assembly Bulkhead
104 - AB-MP90	Air Brake to Male Pipe - 90°	360 - AB-FP-BKHD	Air Brake to Female Pipe Bulkhead
105 - AB-MP-PT90	Air Brake to Male Pipe - 90° with port	400 - AB-AB	Air Brake Union
106 - ABC-MP90L	Air Brake to Male Pipe - 90° - Long	401 - MBT-MBTL	Mini-Barb Union - Long
110 - ABRSG-MP	Air Brake to Male Pipe with Spring Guard	402 - SLI-SLI-D	Double Union
111 - ABRI-MP	Air Brake to Male Pipe without Nut	404 - AB-AB90	Air Brake Union - 90°
112 - SGABR	Air Brake Spring Guard	450 - AB-AB-AB	Air Brake Union - Tee
122 - AB-MPX45	Air Brake to Male Pipe Swivel - 45°	452 - ABC-ABC-ABC	Air Brake Union - Tee
124 - AB-MPX90	Air Brake to Male Pipe Swivel - 90°	453 - AB-AB-ABMH	Air Brake Union - Tee with Mounting Hole
130 - MP-AB-AB	Male Pipe to Air Brake to Air Brake - Tee	601 - ABC-MP90TV	Air Brake to Male Pipe Truck Valve - 90°
131 - MP-AB-ABC	Male Pipe to Air Brake to Air Brake - Tee	602 - MP-ABC90TV	Male Pipe to Air Brake Truck Valve - 90°
134 - AB-AB-MP	Air Brake on Run to Male Pipe - Tee	610 - MP-MS90-TV	Male Pipe to Male SAE 45 Flare Truck Valve - 90°
135 - AB-AB-MP	Air Brake on Run to Male Pipe - Tee	612 - MS-MP90-TV	Male SAE 45 Flare to Male Pipe Truck Valve - 90°
136 - AB-AB-MP	Air Brake on Run to Male Pipe - Tee	620 - SB-MP90-TV	Single Bead Male Pipe Truck Valve - 90°

Gates Global Part Numbering System - Continued

Air Brake – Continued

622 - SB-MP90-TVP	Single Bead to Male Pipe Truck Valve with Pin Handle - 90°
630 - FP-MP90-TV	Female Pipe to Male Pipe Truck Valve - 90°
650 - FP-FP-FP3WTV	3-Way Truck Valve
655 - FP-FP-FP4WTV	4-Way Truck Valve
656 - FP-FP-FP4WTV-L	4-Way Truck Valve - Long
701 - MFA-MFASC	Male Flareless Assembly to Male Flareless Assembly Shut-Off Cock
705 - MFA-MPSC	Male Flareless Assembly to Male Pipe Shut-Off Cock
710 - MP-FPSC	Male Pipe to Female Pipe Shut-Off Cock
715 - FP-FPSC	Female Pipe to Female Pipe Shut-Off Cock
720 - MS-MPSC	Male SAE 45° Flare to Male Pipe Shut-Off Cock
730 - MS-MSSC	Male SAE 45° Flare to Male SAE 45° Flare Shut-Off Cock
801 - MP-ADC	Male Pipe Air Drain Cock
805 - FP-MPADC	Female Pipe to Male Pipe Air Drain Cock
823 - BN-MPDC90	Male Pipe Drain Cock - Bibb Nose
830 - MP-ISDC	Male Pipe Drain Cock - Internal Seat
831 - MP-ESDC	Male Pipe Drain Cock - External Seat
832 - MP-ADCBN	Male Pipe Air Drain Cock - Bibb Nose
850 - ATNKV	Air Tank Valve
901 - MFA-MFANV	Male Flareless Assembly to Male Flareless Assembly - Needle Valve
905 - MFA-MP90NV	Male Flareless Assembly to Male Flareless Assembly - Needle Valve - 90°
910 - MFA-MPNV	Male Flareless Assembly to Male Pipe - Needle Valve
915 - MP-MPNV	Male Pipe to Male Pipe - Needle Valve
920 - MP-FPNV	Male Pipe to Female Pipe - Needle Valve
930 - FP-FPNV	Female Pipe to Female Pipe - Needle Valve
940 - MS-MPNV	Male SAE 45° Flare to Male Pipe - Needle Valve
945 - MS-MP90NV	Male SAE 45° Flare to Male Pipe - Needle Valve - 90°
950 - MS-MSNV	Male SAE 45° Flare to Male SAE 45° Flare - Needle Valve
970 - AB-MANIFOLD	6-Port Manifold
975 - SLI-SLI-SLI-Y	Union - "Y"
978 - MPX-SLI-SLI-Y	Male Pipe Swivel to Industrial SureLok Union - "Y"

HOSE

HOSE/CPLG.
SELECTION

G8K COUPLINGS

GLOBAL SPIRAL
COUPLINGS

PCM / PCS
FERRULES

MEGACRIMP
COUPLINGS

STAINLESS
STEEL

POWER CRIMP
COUPLINGS

LOC. GL AND GLP
COUPLINGS

POLARSEAL
COUPLINGS

POLARSEAL II
COUPLINGS

C14 COUPLINGS

PCTS
THERMOPLASTIC
COUPLINGS

FIELD
ATTACHABLE G1
& G2 COUPLINGS

FIELD
ATTACHABLE C5
& C5E
COUPLINGS

SURELOK AIR
BRAKE
COUPLINGS

ADAPTERS

QUICK
DISCONNECT
COUPLERS

LIVE SWIVEL

BALL VALVES

ACCESSORIES

EQUIPMENT AND
PARTS

Gates Global Part Numbering System - Continued

Adapters

In the following example, the Global Part Number G60110-0808 identifies a Male Pipe NPTF [MP] to Male Pipe NPTF [MP] adapter with -8 [1/2"] pipe thread and -8 [1/2"] pipe thread size. Meets SAE100R2 working pressures except where noted.

SERIES STEM STYLES:

G60 - SAE to SAE **G62** - British to SAE **G63** - Metric to SAE **G64** - International to International **G65** - Japanese Conversion

G 60



Adapter Style

1 1 0 - 0 8



Thread Configuration
[see below]

0 8



Stem Size
[Measured in 1/16" - 8/16 = 1/2"]

Thread Size
[Measured in
1/16" - 8/16 = 1/2"]

THREAD CONFIGURATIONS

These three-digit numbers identify the various coupling thread configurations

SAE to SAE

60050 - FFN	Female Flareless Nut
60051 - FFS	Female Flareless Sleeve
60102 - MP-PLUG	Male Pipe NPTF Plug
60110 - MP-MP	Male Pipe NPTF to Male Pipe NPTF
60115 - MP-MP90	Male Pipe NPTF to Male Pipe NPTF - 90°
60130 - MP-FPS	Male Pipe NPTF to Female Pipe NPTF Reducer Bushing - Short
60132 - MP-FPL	Male Pipe NPTF to Female Pipe NPTF Increasing Bushing - Long
60136 - MP-FP90	Male Pipe NPTF to Female Pipe NPTF - 90°
60140 - MP-FPX	Male Pipe NPTF to Female Pipe Swivel NPSM
60142 - MP-FPX45	Male Pipe NPTF to Female Pipe Swivel NPSM - 45°
60144 - MP-FPX90	Male Pipe NPTF to Female Pipe Swivel NPSM - 90°
60152 - FP-FP	Female Pipe NPTF to Female Pipe NPTF
60156 - FP-FP90	Female Pipe NPTF to Female Pipe NPTF - 90°
60160 - FP-FPX	Female Pipe NPTF to Female Pipe Swivel NPSM
60162 - FP-FPX45	Female Pipe NPTF to Female Pipe Swivel NPSM - 45°
60164 - FP-FPX90	Female Pipe NPTF to Female Pipe Swivel NPSM - 90°
60181 - FP-FP-FP	Female Pipe NPTF - Tee
60183 - FP-FP-MP	Female Pipe NPTF on Run to Male Pipe NPTF - Tee
60184 - FPX-FPX-FPX	Female Pipe Swivel NPSM - Tee
60186 - FPX-FPX-MP	Female Pipe Swivel NPSM on Run to Male Pipe NPTF - Tee
60248 - O-RING	O-Rings for Straight Thread Boss Fittings
60250 - MB-PLUG	Male O-Ring Boss Plug
60275 - MB-FP	Male O-Ring Boss to Female Pipe NPTF
60285 - MB-FPX	Male O-Ring Boss to Female Pipe Swivel NPSM
60287 - MB-FPX45	Male O-Ring Boss to Female Pipe Swivel NPSM - 45°
60289 - MB-FPX90	Male O-Ring Boss to Female Pipe Swivel NPSM - 90°
60291 - FB-MP	Female O-Ring Boss to Male Pipe NPTF
60301 - MB-MJ	Male O-Ring Boss to Male JIC 37° Flare
60308 - MB-MJ45	Male O-Ring Boss to Male JIC 37° Flare - 45°
60312 - MB-MJ90	Male O-Ring Boss to Male JIC 37° Flare - 90°
60320 - MB-FJX	Male O-Ring Boss to Female JIC 37° Flare Swivel
60350 - MJ-MJ-MB	Male JIC 37° Flare on Run to Male O-Ring Boss - Tee
60352 - MB-MJ-MJ	Male O-Ring Boss to Male JIC 37° Flare to Male JIC 37° Flare - Tee

60352 - 5MB-5MJ-5MJ	Male O-Ring Boss to Male JIC 37° Flare to Male JIC 37° Flare - Tee
60352 - 6MB-6MJ-6MJ	Male O-Ring Boss to Male JIC 37° Flare to Male JIC 37° Flare - Tee
60394 - TS	Tube Sleeve
60395 - TSN	Tube Sleeve Nut
60399 - LN	Locknuts for Bulkhead Fittings
60401 - FJ-CAP	Female JIC 37° Flare Cap
60402 - MJ-PLUG	Male JIC 37° Flare Plug
60405 - MJ-FBO	Male JIC 37° Flare to Female Braze - On
60410 - MJ-MJ	Male JIC 37° Flare to Male JIC 37° Flare
60417 - MJ-MJ90	Male JIC 37° Flare to Male JIC 37° Flare - 90°
60420 - MJ-FJ	Male JIC 37° Flare to Female JIC 37° Flare
60422 - MJ-FJX90	Male JIC 37° Flare to Female JIC 37° Flare Swivel - 90°
60424 - MJ-FJX45	Male JIC 37° Flare to Female JIC 37° Flare Swivel - 45°
60445 - MJ-BKHD	Male JIC 37° Flare to Male JIC 37° Flare Bulkhead
60446 - MJ-BKHD45	Male JIC 37° Flare to Male JIC 37° Flare Bulkhead - 45°
60447 - MJ-BKHD90	Male JIC 37° Flare to Male JIC 37° Flare Bulkhead - 90°
60469 - MJ-MJ-MJ	Male JIC 37° Flare Tee
60470 - MJ-MJ-FJX	Male JIC 37° Flare on Run to Female JIC 37° Flare Swivel - Tee
60471 - MJ-MJ-BKHD	Male JIC 37° Flare on Run to Male JIC 37° Flare Bulkhead - Tee
60472 - MJ-BKHD-MJ	Male JIC 37° Flare to Male JIC 37° Flare Bulkhead to Male JIC 37° Flare - Tee
60473 - MJ-FJX-MJ	Male JIC 37° Flare to Female JIC 37° Flare Swivel to Male JIC 37° Flare - Tee
60490 - MJ-MP	Male JIC 37° Flare to Male Pipe NPTF
60497 - MJ-MP45	Male JIC 37° Flare to Male Pipe NPTF - 45°
60499 - MJ-MP90	Male JIC 37° Flare to Male Pipe NPTF - 90°
60510 - MJ-FP	Male JIC 37° Flare to Female Pipe NPTF
60514 - MJ-FP90	Male JIC 37° Flare to Female Pipe NPTF - 90°
60520 - FJX-MP	Female JIC 37° Flare Swivel to Male Pipe NPTF
60524 - FJX-MP90	Female JIC 37° Flare Swivel to Male Pipe NPTF - 90°
60530 - FJX-FP	Female JIC 37° Flare Swivel to Female Pipe NPTF
60541 - MJBKHD-MP	Male JIC 37° Flare Bulkhead to Male Pipe NPTF
60551 - MJ-MJ-MP	Male JIC 37° Flare on Run to Male Pipe NPTF - Tee

Gates Global Part Numbering System - Continued

Adapters - Continued

60593 - DCN	Brass Adapters-Double Compression	60920 - FL4K-MFFOR45/ FL5K-MFFOR45	Code 61 O-Ring Flange to Male Flat-Face O-Ring 45° - High Pressure
60594 - DCN-MP	Brass Adapters-Double Compression to Male Pipe	60925 - FL4K-MFFOR90/ FL5K-MFFOR90	Code 61 O-Ring Flange to Male Flat-Face O-Ring 90° - High Pressure
60595 - DCN-MP90	Brass Adapters-Double Compression to Male Pipe - 90°	60927 - FLH-CAP	Code 62 O-Ring Flange Cap
60596 - T-MIXN-S	Brass Adapters-Steel Tubing Male Inverted Swivel Nut - Steel	60929 - FHHS	Flange Half Sets [Code 62 - SAE J518]
60597 - T-MIXN-SL	Brass Adapters-Steel Tubing Male Inverted Swivel Nut - Steel - Long	60930 - FLH6K-MJ	Code 62 O-Ring Flange Heavy to Male JIC 37° Flare - [6,000 psi]
60599 - T-MIXN-B	Brass Adapters-Brass Tubing Male Inverted Swivel Nut	60935 - FLH6K-MJ45	Code 62 O-Ring Flange Heavy to Male JIC 37° Flare 45° - [6,000 psi]
60600 - MS-MP	Brass Adapters-Male SAE 45° Flare to Male Pipe - Brass	60940 - FLH6K-MJ90	Code 62 O-Ring Flange Heavy to Male JIC 37° Flare 90° - [6,000 psi]
60654 - MS-MP90	Brass Adapters-Male SAE 45° Flare to Male Pipe - 90° - Brass	60945 - FLH6K-MFFOR	Code 62 O-Ring Flange Heavy to Male Flat-Face O Ring - [6,000 psi]
60660 - MS-FP	Brass Adapters-Male SAE 45° Flare to Female Pipe - Brass	60950 - FLH6K-MFFOR45	Code 62 O-Ring Flange Heavy to Male Flat-Face O-Ring 45° - [6,000 psi]
60664 - MS-FP90	Brass Adapters-Male SAE 45° Flare to Female Pipe - 90° Brass	60955 - FLH6K-MFFOR90	Code 62 O-Ring Flange Heavy to Male Flat-Face O-Ring 90° - [6,000 psi]
60698 - O-RING FF	O-Rings for Flat-Face Fittings	60959 - CATFHS	Caterpillar-Style Flange Half Sets
60701 - FFOR-CAP	Female Flat-Face O-Ring Cap	62150 - MBSPT-MJ	British Male Standard Pipe Tapered Thread to Male JIC 37° Flare
60702 - MFFOR-PLUG	Male Flat-Face O-Ring Plug	62153 - MBSPT-MJ45	British Male Standard Pipe Tapered Thread to Male JIC 37° Flare - 45°
60705 - MFFOR-MFFOR	Male Flat-Face O-Ring to Male Flat-Face O-Ring	62155 - MBSPT-MJ90	British Male Standard Pipe Tapered Thread to Male JIC 37° Flare - 90°
60712 - MFFOR-MFFOR90	Male Flat-Face O-Ring to Male Flat-Face O-Ring - 90°	62200 - MBSPP-MP	British Male Standard Pipe Parallel to Male Pipe NPTF
60724 - MFFOR-MFFORX90	Male Flat-Face O-Ring to Female Flat-Face Swivel - 90°	62220 - MBSPP-FP	British Male Standard Pipe Parallel to Female Pipe NPTF
60740 - MFFOR-MFFOR-MFFOR	Male Flat-Face O-Ring Tee	62300 - MBSPP-MJ	British Male Standard Pipe Parallel to Male JIC 37° Flare
60742 - MFFOR-MFFOR-MFFORX	Male Flat-Face O-Ring on Run to Female Flat-Face Swivel- Tee	62305 - MBSPP-MJ45	British Male Standard Pipe Parallel to Male JIC 37° Flare - 45°
60744 - MFFOR-MFFOR-MFFOR	Male Flat-Face O-Ring to Female Flat-Face O-Ring to Male Flat-Face O-Ring - Tee	62310 - MBSPP-MJ90	British Male Standard Pipe Parallel to Male JIC 37° Flare - 90°
60748 - MFFOR-BKHDT	Male Flat-Face O-Ring to Male Flat-Face "O" Bulkhead - Tee	62320 - MBSPP-FJX	British Male Standard Pipe Parallel to Female JIC 37° Flare Swivel
60770 - MFFOR-MP	Male Flat-Face O-Ring to Male Pipe NPTF	62450 - MBSPPOR-MJ	British Male Standard Pipe Parallel with O-Ring to Male JIC 37° Flare
60785 - MFFOR-FJX	Male Flat-Face O-Ring to Female JIC 37° Flare Swivel	62460 - MBSPPOR-MJ90	British Male Standard Pipe Parallel with O-Ring to Male JIC 37° Flare - 90°
60800 - MFFOR-MB	Male Flat-Face O-Ring to Male O-Ring Boss	62470 - MBSPPOR-MFFOR	British Male Standard Pipe Parallel with O-Ring to Male Flat-Face O-Ring
60801 - MFFOR-MBL	Male Flat-Face O-Ring to Male O-Ring Boss	62471 - MBSPPOR-MFFORL	British Male Standard Pipe Parallel with O-Ring to Male Flat-Face O-Ring - Long
60805 - MFFOR-MB45	Male Flat-Face O-Ring to Male O-Ring Boss - 45°	62473 - MBSPPOR-MFFOR45	British Male Standard Pipe Parallel with O-Ring to Male Flat-Face O-Ring - 45°
60810 - MFFOR-MB90	Male Flat-Face O-Ring to Male O-Ring Boss - 90°	62475 - MBSPPOR-MFFOR90	British Male Standard Pipe Parallel with O-Ring to Male Flat-Face O-Ring - 90°
60811 - MFFOR-MB90L	Male Flat-Face O-Ring to Male O-Ring Boss - 90° Long Drop	62500 - FBSPP-MP	Female British Standard Pipe Parallel to Male Pipe NPTF
60820 - MFFOR-MFFOR-MB	Male Flat-Face O-Ring on Run to Male O-Ring Boss - Tee	62520 - FBSPP-FP	Female British Standard Pipe Parallel to Female Pipe NPTF
60821 - MFFOR-MB-MFFOR	Male Flat-Face O-Ring to Male O-Ring Boss to Male Flat-Face O-Ring - Tee	62550 - FBSPP-MJ	Female British Standard Pipe Parallel to Male JIC 37° Flare
60880 - FFORX-MJ	Female Flat-Face Swivel to Male JIC 37° Flare	62605 - FBSPPX-MP90	Female British Standard Pipe Parallel Swivel to Male Pipe NPTF - 90°
60897 - FL-CAP	Code 61 O-Ring Flange Cap	62650 - FBSPPX-MJ	Female British Standard Pipe Parallel Swivel to Male JIC 37° Flare
60898 - FLANGE O-RING	O-Rings for Code 61, Code 62, and Caterpillar-Style Flange Fittings	62660 - FBSPPX-FJX	Female British Standard Pipe Parallel Swivel to Female JIC 37° Flare Swivel
60899 - CFHS	Flange Half Sets [Code 61 - SAE J518]	62801 - FBFFOR-MJ	Female British Flat-Face O-Ring to Male JIC 37° Flare
60900 - FL-MJ	Code 61 O-Ring Flange to Male JIC 37° Flare		
60901 - FL4K-MJ / FL5K-MJ	Code 61 O-Ring Flange to Male JIC 37° Flare - High Pressure		
60905 - FL-MJ45	Code 61 O-Ring Flange to Male JIC 37° Flare - 45°		
60906 - FL4K-MJ45 / FL5K-MJ45	Code 61 O-Ring Flange to Male JIC 37° Flare - 45° - High Pressure		
60910 - FL-MJ90	Code 61 O-Ring Flange to Male JIC 37° Flare - 90°		
60911 - FL4K-MJ90 / FL5K-MJ90	Code 61 O-Ring Flange to Male JIC 37° Flare - 90° - High Pressure		
60915 - FL4K-MFFOR / FL5K-MFFOR	Code 61 O-Ring Flange to Male Flat-Face O-Ring - High Pressure		

HOSE

HOSE/CPLG.
SELECTION

G8K COUPLINGS

GLOBAL SPIRAL
COUPLINGSPCM / PCS
FERRULESMEGACRIMP
COUPLINGSSTAINLESS
STEELPOWER CRIMP
COUPLINGSLOC. GL AND GLP
COUPLINGSPOLARSEAL
COUPLINGSPOLARSEAL II
COUPLINGS

C14 COUPLINGS

PCTS
THERMOPLASTIC
COUPLINGSFIELD
ATTACHABLE G1
& G2 COUPLINGSFIELD
ATTACHABLE C5
& C5E
COUPLINGSSURELOK AIR
BRAKE
COUPLINGS

ADAPTERS

QUICK
DISCONNECT
COUPLERS

LIVE SWIVEL

BALL VALVES

ACCESSORIES

EQUIPMENT AND
PARTS

Gates Global Part Numbering System - Continued

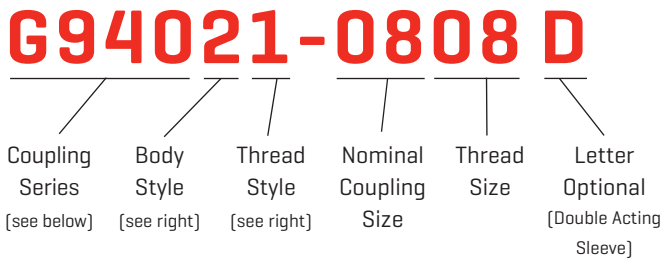
Adapters - Continued

HOSE	
HOSE/CPLG. SELECTION	
G8K COUPLINGS	63099 - MMDR-PLUG Male Metric O-Ring Plug 63120 - MM-FP Male Metric with O-Ring to Female Pipe NPTF
GLOBALSPIRAL COUPLINGS	63150 - MM-MJ Male Metric with O-Ring to Male JIC 37° Flare 63160 - MM-MJ90 Male Metric with O-Ring to Male JIC 37° Flare - 90° 63350 - MDL-MJ Male DIN 24 Cone - Light Series to Male JIC 37° Flare 63450 - FDLX-MJ Female DIN 24 Cone Swivel - Light Series to Male JIC 37° Flare
PCM / PCS FERRULES	63650 - MDH-MJ Male DIN 24 Cone - Heavy Series to Male JIC 37° Flare 63750 - FDHX-MJ Female DIN 24 Cone Swivel - Heavy Series to Male JIC 37° Flare
MEGACRIMP COUPLINGS	63980 - MKB-PLUG Male Kobelco Plug 63990 - MKB-MJ Male Kobelco to Male JIC 37° Flare 64075 - BBDS British Bonded Seal
STAINLESS STEEL	64094 - MBSPOR-PLUG Male British Standard Pipe Parallel with O-Ring Plug 64095 - O-RING FBSPPP O-Rings for British Standard Parallel Pipe [BSPP Couplings]
POWER CRIMP COUPLINGS	64097 - FBSPPP-CAP Female British Standard Pipe Parallel Cap 64098 - MBSPT-PLUG Male British Standard Pipe Tapered Thread Plug 64099 - MBSPP-PLUG Male British Standard Pipe Parallel Plug 64350 - MBSPP-FBSPPPX Male British Standard Pipe Parallel to Female British Standard Pipe Parallel Swivel
LOC, GL AND GLP COUPLINGS	64775 - MBDS Metric Bonded Seal 64780 - O-RING DIN L O-Rings for DIN Light Series [MegaCrimp and GlobalSpiral Couplings] 64781 - O-RING DIN H O-Rings for DIN Heavy Series [MegaCrimp and GlobalSpiral Couplings]
POLARSEAL COUPLINGS	64790 - MM-PLUG Male Metric Plug 64792 - MDL-PLUG Male DIN 24 Cone - Light Series Plug 64793 - FDL-CAP Female DIN 24 Cone - Light Series Cap 64794 - MDH-PLUG Male DIN 24 Cone - Heavy Series Plug 64795 - FDH-CAP Female DIN 24 Cone - Heavy Series Cap 65097 - FJIS-CAP Female Japanese Industrial Standard Cap 65099 - MJIS-PLUG Male Japanese Industrial Standard Plug 65100 - FJIS-MJ Female Japanese Industrial Standard to Male JIC 37° Flare
POLARSEAL II COUPLINGS	65597 - FK-CAP Female Komatsu Cap 65599 - MK-PLUG Male Komatsu Plug 65600 - FK-MJ Female Komatsu to Male JIC 37° Flare 65700 - MK-MK Male Komatsu to Male Komatsu 65750 - MK-MJ Male Komatsu to Male JIC 37° Flare 65800 - MK-FK90 Male Komatsu to Female Komatsu - 90° 65950 - MK-FK-MK Male Komatsu to Female Komatsu to Male Komatsu - Tee
C14 COUPLINGS	
PCTS THERMOPLASTIC COUPLINGS	
FIELD ATTACHABLE G1 & G2 COUPLINGS	
FIELD ATTACHABLE C5 & C5E COUPLINGS	
SURELOK AIR BRAKE COUPLINGS	
ADAPTERS	
QUICK DISCONNECT COUPLERS	
LIVE SWIVEL	
BALL VALVES	
ACCESSORIES	
EQUIPMENT AND PARTS	

Gates Global Part Numbering System - Continued

Quick Disconnect Couplers

Gates Quick Disconnect couplers feature a meaningful part number that makes coupling identification fast and easy. Always refer to Gates Cross Reference Charts when selecting a quick disconnect coupler for a competitive interchange.



BODY STYLE IDENTIFICATION

- 0 Assembly
- 1 Male Tip (Nipple)
- 2 Female Coupler
- 3 Repair Kit
- 5 O-Ring
- 6 Backup Ring
- 8 Dust Plug
- 9 Dust Cap

THREAD STYLE

- 0 Not Applicable
- 1 Female Pipe
- 2 Female O-Ring Boss
- 3 Bulkhead Mounts
- 4 Female British Parallel Pipe

MISCELLANEOUS

- D Double-Acting Sleeve
- P Connect-Under-Pressure Option

COUPLING SERIES IDENTIFICATION

G940 Series (Agriculture Standard-Ball Valve)

G94 - 011	MQBA-FP	Male Ball Valve to Female Pipe
G94 - 012	MQBA-FB	Male Ball Valve to Female O-Ring Boss
G94 - 021	FQBA-FP	Female Ball Valve To Female Pipe
G94 - 021	FQBADA-FP	Female Ball Valve To Female Pipe
G94 - 022	FQBA-FB	Female Ball Valve To Female O-Ring Boss
G94 - 025	QDAOR	O-Ring

G940 and G941 Series (Agricultural)

G94 - 081	QDADP/C	QD Plug - Cap Combination
------------------	---------	---------------------------

G941 Series (Agriculture Standard-Poppet Valve)

G94 - 111	MQPA-FP	Male Poppet Valve to Female Pipe
G94 - 121	FQPA-FP	Female Poppet Valve to Female Pipe

G942 Series (John Deere Old Style)

G94 - 211	MQBAJD-FP	Male Ball Valve to Female Pipe
G94 - 212	MQBAJD-FB	Male Ball Valve to Female O-Ring Boss
G94 - 221	FQBAJD-FP	Female Ball Valve to Female Pipe

G943 Series (International Harvester Old Style)

G94 - 311	MQBAIHC-FP	Male Tip - Ball Valve to Female Pipe
------------------	------------	--------------------------------------

G944 Series (J.I. Case Old Style)

G94 - 411	MQBAJIC-FP	Male Tip - Ball Valve to Female Pipe
------------------	------------	--------------------------------------

G945 Series (Industrial ISO 7241-1 - Series B)

G94 - 511	MQPI-FP	Male Poppet Valve to Female Pipe
G94 - 521	FQPI-FP	Female Poppet Valve to Female Pipe
G94 - 525	QQIOR	O-Ring
G94 - 526	QDIBR	Backup Ring
G94 - 581	QDIDP/C	QD Plug - Cap Combination

G949 Series (Flush Face - HTMA)

G94 - 911	MQFF-FP	Male Flush Face Valve to Female Pipe
G94 - 912	MQFF-FB	Male Flush Face Valve to Female O-Ring Boss
G94 - 913	MQFF-BKHD	Male Flush Face Valve to JIC 37 Flare Bulkhead
G94 - 915	MQFF-FBPP	Male Flush Face Valve to Female British Pipe Parallel
G94 - 921	FQFF-FP	Female Flush Face Valve to Female Pipe
G94 - 922	FQFF-FB	Female Flush Face Valve to Female O-Ring Boss

G94 - 923	FQFF-BKHD	Female Flush Face to JIC 37 Flare Bulkhead
G94 - 925	FQFF-FBPP	Female Flush Face Valve to Female British Pipe Parallel
G94 - 981	QDFFDP/C	Dust Plug/Cap Combination

G950 Series (Flush Face - High Pressure)

G95 - 021	FQFFH-FP	Female Flush Face Valve
G95 - 011	MQFFH-FP	Male Flush Face Valve
G95 - 081	QDFFHDP/C	QD Plug - Cap Combination

G951 Series (Wing Nut)

G95 - 111	MQW-FP	Male [Brass] - Less Flange
G95 - 121	FQW-FP	Female [Brass] - Wing Nut [Cast Iron]
G95 - 180	QWDP	Dust Plug
G95 - 190	QWDC	Dust Cap

G952 Series (High Pressure Wing Nut)

G95 - 211	MQWH-FP	Male Acme Flat Threads to Female Pipe
G95 - 221	FQWH-FP	Female Wing Nut to Female Pipe
G95 - 280	QWHDP	Dust Plug
G95 - 290	QWHDC	Dust Cap

G953 Series (Very High Pressure)

G95 - 311	MQFFVH-FP	Male Poppet Valve to Female Pipe
G95 - 321	FQFFVH-FP	Female Screw to Connect to Female Pipe

G956 Series (Industrial ISO 7241 - Series A)

G95 - 611	MQP-FP	Male Poppet Valve to Female Pipe
G95 - 621	FQP-FP	Female Poppet Valve to Female Pipe
G95 - 625	QQOR	O-Ring
G95 - 626	QDBR	Backup Ring
G95 - 681	QDDP/C	QD Plug - Cap Combination

G959 Series (Agriculture QD Adapters)

G95 - 961	MJD-FISO	John Deere Old Style to ISO Style
G95 - 962	MISO-FJD	ISO Style to John Deere Old Style
G95 - 963	MIHC-FJD	Int'l Harvester to John Deere Old Style
G95 - 964	MIHC-FISO	Int'l Harvester Old Style to ISO Style
G95 - 965	MISO-FIHC	ISO Style to Int'l Harvester Old Style
G95 - 966	MISO-FJDDSO	ISO Style to John Deere Old Style - [Double Shutoff]
G95 - 967	MISO-FIHCDSO	ISO Style to Int'l Harvester Old Style - [Double Shutoff]

HOSE

HOSE/CPLG. SELECTION

G8K COUPLINGS

GLOBAL SPIRAL COUPLINGS

PCM / PCS FERRULES

MEGACRIMP COUPLINGS

STAINLESS STEEL

POWER CRIMP COUPLINGS

LOC, GL AND GLP COUPLINGS

POLARSEAL COUPLINGS

POLARSEAL II COUPLINGS

C14 COUPLINGS

PCTS THERMOPLASTIC COUPLINGS

FIELD ATTACHABLE G1 & G2 COUPLINGS

FIELD ATTACHABLE C5 & C5E COUPLINGS

SURELOK AIR BRAKE COUPLINGS

ADAPTERS

QUICK DISCONNECT COUPLERS

LIVE SWIVEL

BALL VALVES

ACCESSORIES

EQUIPMENT AND PARTS

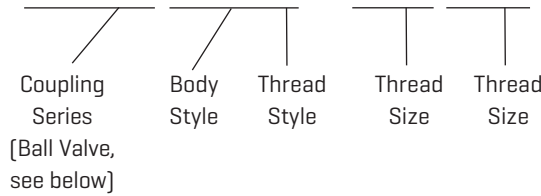
Gates Global Part Numbering System - Continued

HOSE
HOSE/CPLG. SELECTION
G8K COUPLINGS
GLOBALSPIRAL COUPLINGS
PCM / PCS FERRULES
MEGACRIMP COUPLINGS
STAINLESS STEEL
POWER CRIMP COUPLINGS
LOC, GL AND GLP COUPLINGS
POLARSEAL COUPLINGS
POLARSEAL II COUPLINGS
C14 COUPLINGS
PCTS THERMOPLASTIC COUPLINGS
FIELD ATTACHABLE G1 & G2 COUPLINGS
FIELD ATTACHABLE C5 & C5E COUPLINGS
SURELOK AIR BRAKE COUPLINGS
ADAPTERS
QUICK DISCONNECT COUPLERS
LIVE SWIVEL
BALL VALVES
ACCESSORIES
EQUIPMENT AND PARTS

High Pressure Ball Valves

Gates Ball Valves feature a meaningful part number that makes coupling identification fast and easy.

G96210-0808



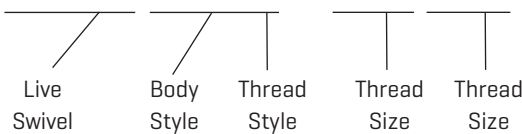
BODY AND THREAD IDENTIFICATION

110	FP-FPBV	Female Pipe NPTF
115	FB-FBBV	Female O-Ring Boss
120	FP-FPBV	Female Pipe NPTF
210	FP-FP-FPBV	Female Pipe NPTF
211	FP-FP-FPBV	Female Pipe NPTF
300	FL-FLBV	Code 61 O-Ring Flange
310	FL-FLBV	Code 61 O-Ring Flange
350	FLH-FLHBV	Code 62 O-Ring Flange
355	FLH-FLHBV	Code 62 O-Ring Flange

High Pressure Live Swivels

Gates Live Swivels feature a meaningful part number that makes coupling identification fast and easy.

G93510-0808



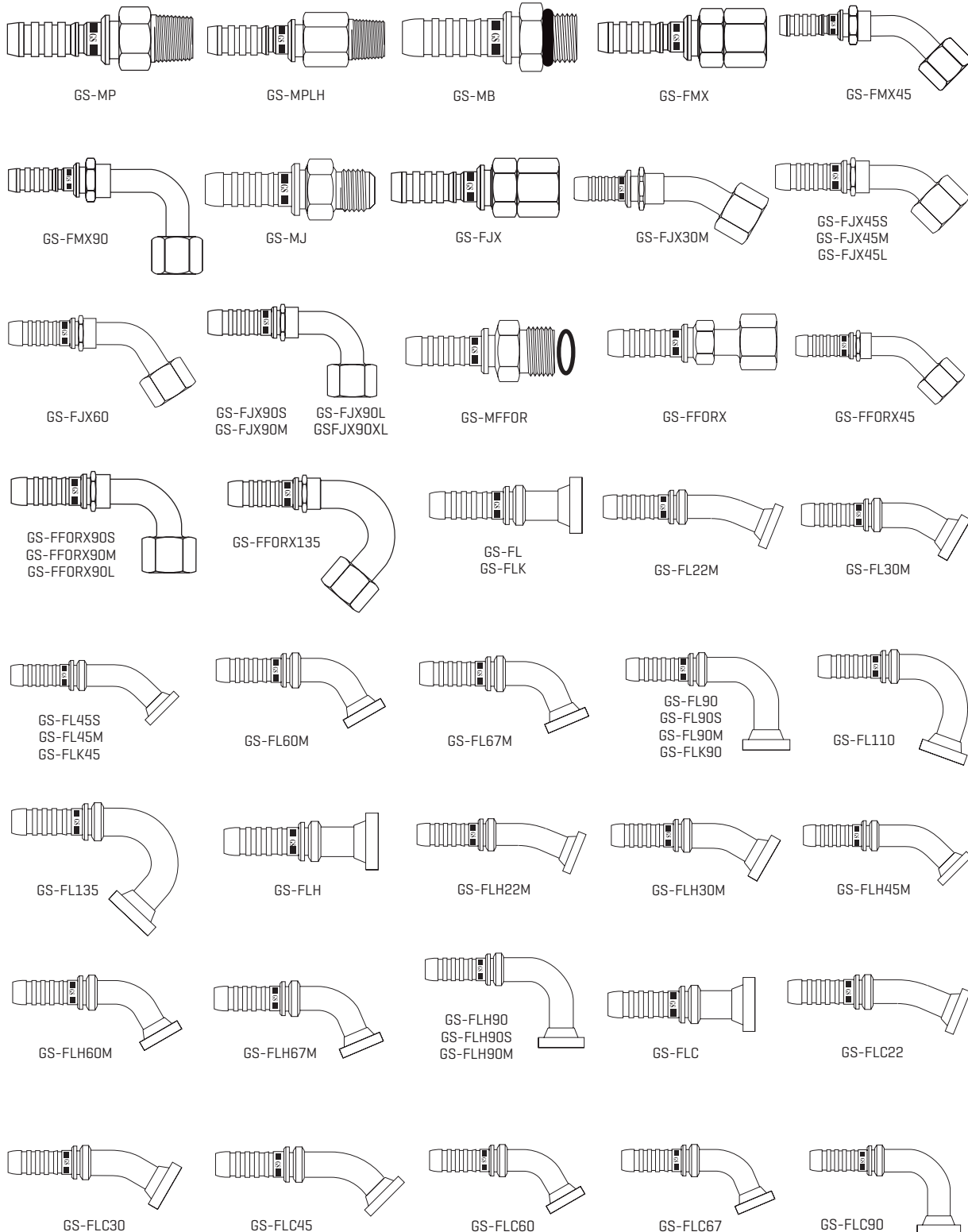
BODY AND THREAD IDENTIFICATION

345	BSPP-BSPP-LX	Male BSPP to Male BSPP
410	MJ-MJ-LX	Male JIC to Male JIC
450	MJ-FJ/FB-LX	Male JIC to Female Boss
500	JIC SWIVEL SEAL KIT	JIC Seal Kit
510	MJ-FP-LX	Male JIC to Female Pipe
600	ORS LIVE SWIVEL SEAL KIT	ORS Seal Kit
700	ORS/BSPP LIVE SWIVL SEAL KIT	ORS/BSPP Seal Kit
724	MFFOR-FFORX-LX	Male ORFS to Female ORFS
742	MFFOR-MFFOR-LX	Male ORFS to Male ORFS

Coupling/Thread Configurations

GlobalSpiral™ (GS) Couplings

For EFG6K, EFG5K, EFG4K, EFG3K, and more Hose



HOSE

HOSE/CPLG.
SELECTION

G8K COUPLINGS

GLOBALSPIRAL
COUPLINGS

PCM / PCS
FERRULES

MEGACRIMP
COUPLINGS

STAINLESS
STEEL

POWER CRIMP
COUPLINGS

LOC. GL AND GLP
COUPLINGS

POLARSEAL
COUPLINGS

POLARSEAL II
COUPLINGS

C14 COUPLINGS

PCTS
THERMOPLASTIC
COUPLINGS

FIELD
ATTACHABLE G1
& G2 COUPLINGS

FIELD
ATTACHABLE C5
& C5E
COUPLINGS

SURELOK AIR
BRAKE
COUPLINGS

ADAPTERS

QUICK
DISCONNECT
COUPLERS

LIVE SWIVEL

BALL VALVES

ACCESSORIES

EQUIPMENT AND
PARTS

Coupling/Thread Configurations - Continued

HOSE

HOSE/CPLG.
SELECTION

G8K COUPLINGS

GLOBALSPIRAL
COUPLINGS

PCM / PCS
FERRULES

MEGACRIMP
COUPLINGS

STAINLESS
STEEL

POWER CRIMP
COUPLINGS

LOC, GL AND GLP
COUPLINGS

POLARSEAL
COUPLINGS

POLARSEAL II
COUPLINGS

C14 COUPLINGS

PCTS
THERMOPLASTIC
COUPLINGS

FIELD
ATTACHABLE G1
& G2 COUPLINGS

FIELD
ATTACHABLE C5
& C5E
COUPLINGS

SURELOK AIR
BRAKE
COUPLINGS

ADAPTERS

QUICK
DISCONNECT
COUPLERS

LIVE SWIVEL

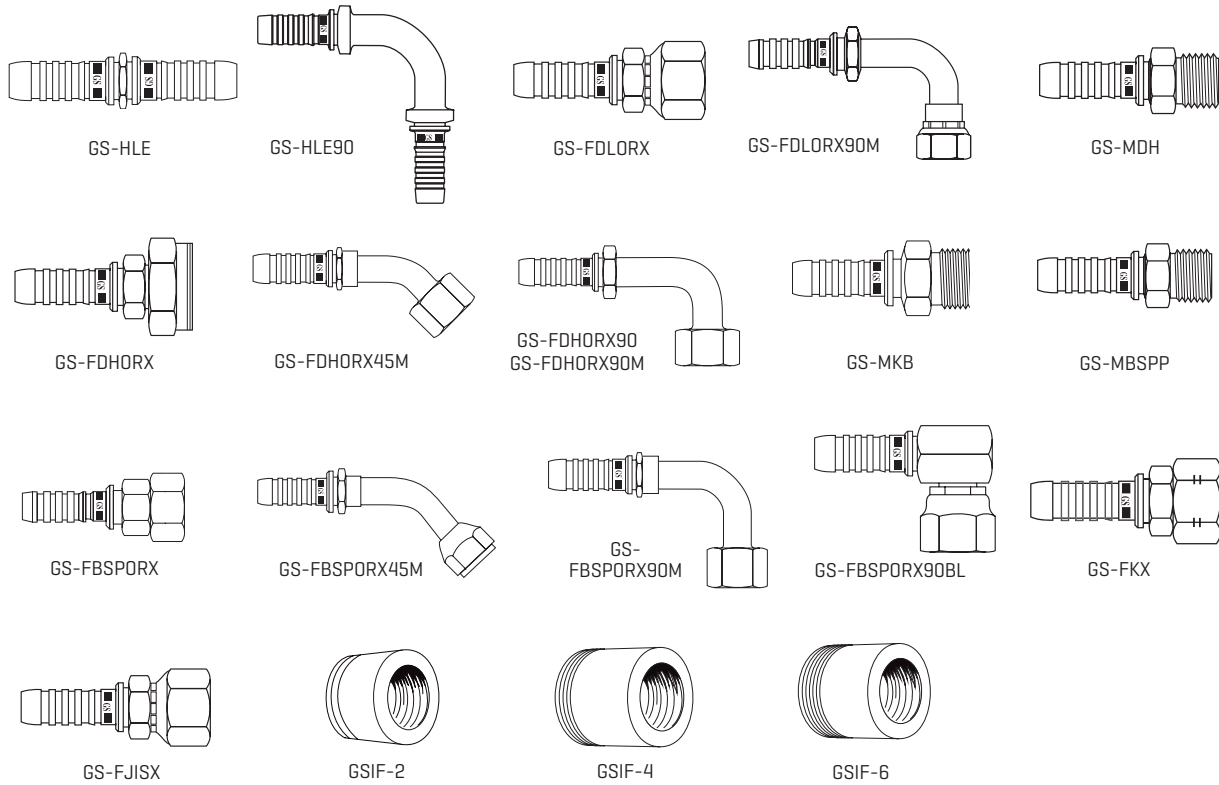
BALL VALVES

ACCESSORIES

EQUIPMENT AND
PARTS

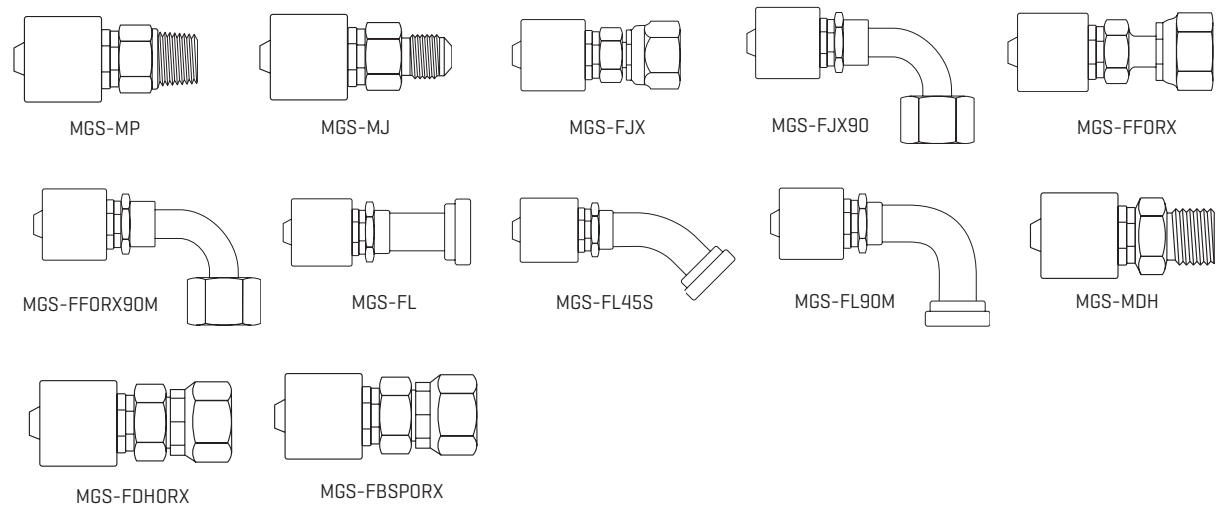
GlobalSpiral™ (GS) Couplings

For EFG6K, EFG5K, EFG4K, EFG3K and more Hose-Continued



GlobalSpiral™ (GS) Couplings

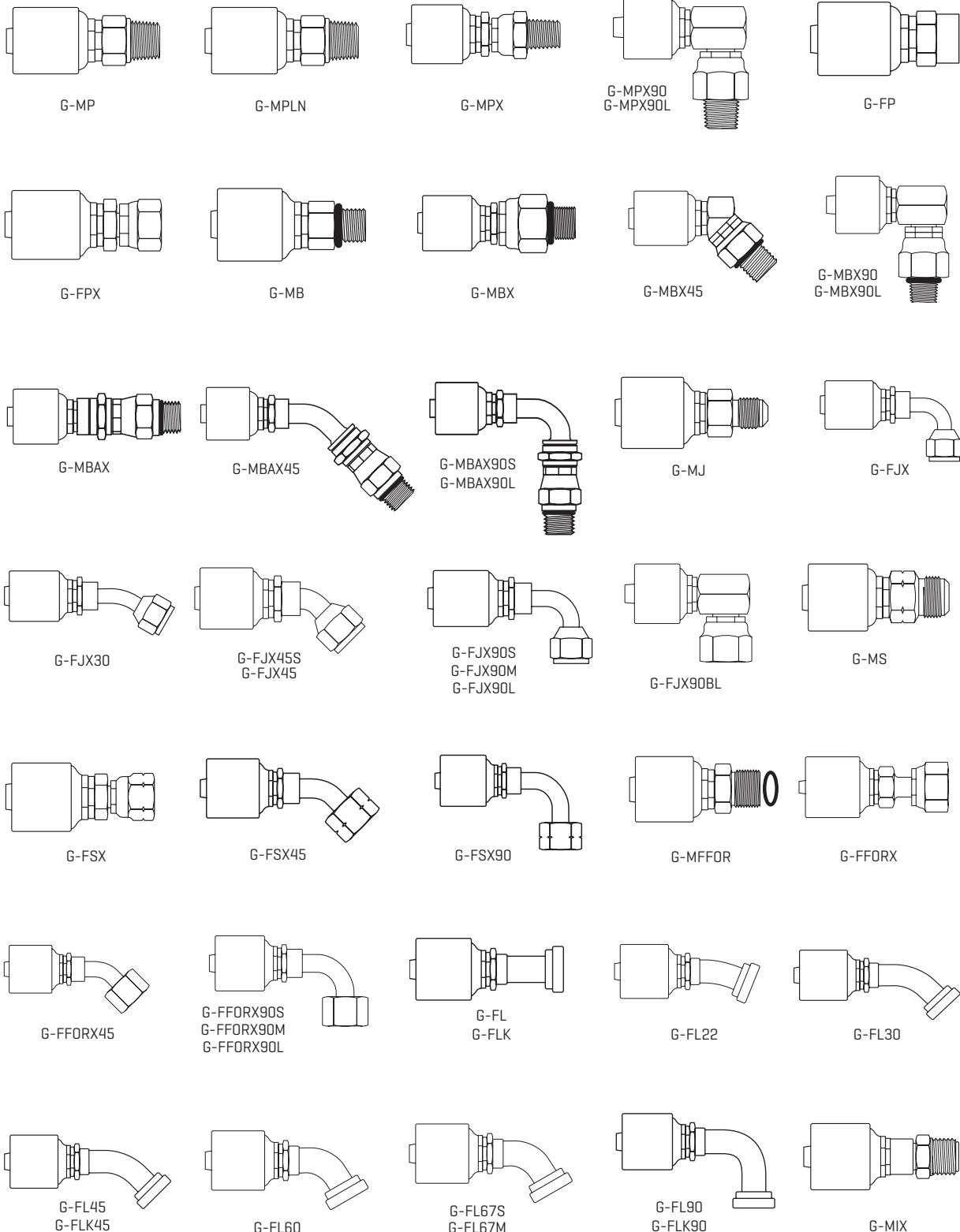
One-Piece Couplings for Use with MobileCrimp® Crimpers
for EFG6K, EFG5K, EFG4K, EFG3K and more Hose



Coupling/Thread Configurations - Continued

MegaCrimp® Couplings

For High and Medium Pressure Hose



HOSE

HOSE/CPLG.
SELECTION

G8K COUPLINGS

GLOBALSPIRAL
COUPLINGS

PCM / PCS
FERRULES

MEGACRIMP
COUPLINGS

STAINLESS
STEEL

POWER CRIMP
COUPLINGS

LOC. GL AND GLP
COUPLINGS

POLARSEAL
COUPLINGS

POLARSEAL II
COUPLINGS

C14 COUPLINGS

PCTS
THERMOPLASTIC
COUPLINGS

FIELD
ATTACHABLE G1
& G2 COUPLINGS

FIELD
ATTACHABLE C5
& C5E
COUPLINGS

SURELOK AIR
BRAKE
COUPLINGS

ADAPTERS

QUICK
DISCONNECT
COUPLERS

LIVE SWIVEL

BALL VALVES

ACCESSORIES

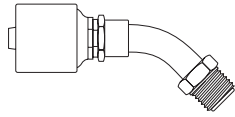
EQUIPMENT AND
PARTS

Coupling/Thread Configurations - Continued

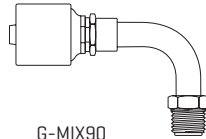
MegaCrimp® Couplings - Continued

For High And Medium Pressure Hose-Continued

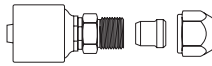
HOSE
HOSE/CPLG. SELECTION
G8K COUPLINGS
GLOBALSPIRAL COUPLINGS
PCM / PCS FERRULES
MEGACRIMP COUPLINGS
STAINLESS STEEL
POWER CRIMP COUPLINGS
LOC, GL AND GLP COUPLINGS
POLARSEAL COUPLINGS
POLARSEAL II COUPLINGS
C14 COUPLINGS
PCTS THERMOPLASTIC COUPLINGS
FIELD ATTACHABLE G1 & G2 COUPLINGS
FIELD ATTACHABLE C5 & C5E COUPLINGS
SURELOK AIR BRAKE COUPLINGS
ADAPTERS
QUICK DISCONNECT COUPLERS
LIVE SWIVEL
BALL VALVES
ACCESSORIES
EQUIPMENT AND PARTS



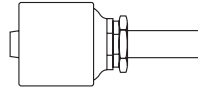
G-MIX45



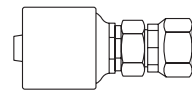
G-MIX90



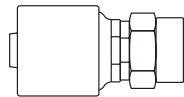
G-MFA



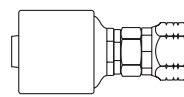
G-NASP



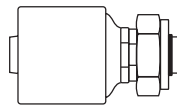
G-FABX



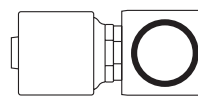
G-FG



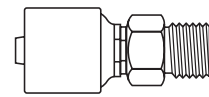
G-FZX



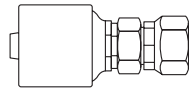
G-PWX



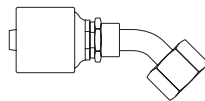
G-BJ



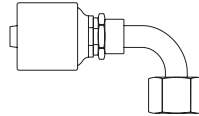
G-MDL



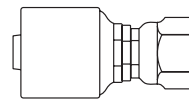
G-FDLORX



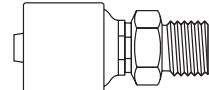
G-FDLORX45



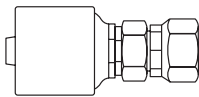
G-FDLORX90



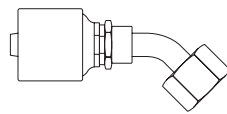
G-FFGX



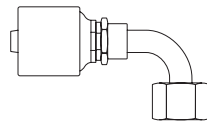
G-MDH



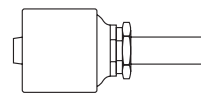
G-FDHORX



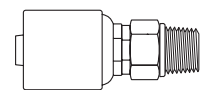
G-FDHORX45



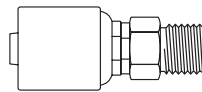
G-FDHORX90



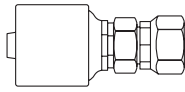
G-MLSP



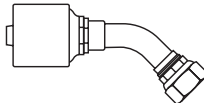
G-MBSPT



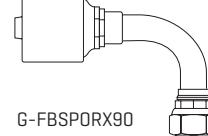
G-MBSPP



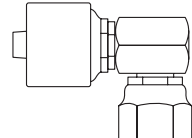
G-FBSPORX



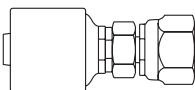
G-FBSPORX45



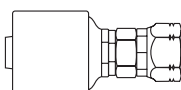
G-FBSPORX90



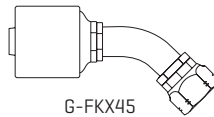
G-FBSPORX90BL



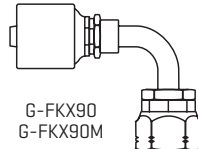
G-FBFFX



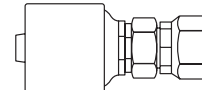
G-FKX



G-FKX45
G-FKX45M



G-FKX90
G-FKX90M



G-FJISX

CHEMICAL RESISTANCE RATINGS FOR GATES HOSE POLYMERS, COUPLINGS AND ADAPTER MATERIALS

The Chemical Resistance Table lists the relative resistance of hose and coupling materials to more common chemicals. These ratings do not cover all possible variations of all factors, such as temperature, concentration, degradation or fluid contamination, etc. Testing under actual conditions is the best way to ensure chemical compatibility for critical applications.

For specific information, contact Gates Hose/Connector Product Application, Denver, Colorado 303-744-5070.

Rating Scale	
"1"	Excellent resistance
"2"	Good resistance
"X"	Not recommended
"—"	Testing recommended

HOW TO USE THE CHEMICAL RESISTANCE TABLE

1. Chemicals are listed alphabetically.
2. Find the hose, coupling and adapter material type that has a resistance rating of "1" or "2" [See Rating Scale].
3. Find hose with compatible polymer[s] in the Gates Hydraulic Hose Selection Guide.
4. Look for compatible couplings for the selected hose by following the hose page references in the Selection Guide.

NOTE: O-rings used with couplings also must be considered for chemical compatibility with the fluid to be conveyed. This includes couplings containing internal O-rings; for example, MPX [Male Pipe Swivel]. Gates standard O-ring is made of Nitrile. If O-rings other than Nitrile are required, contact Gates Hose/Connector Product Application.

HOSE
HOSE/CPLG. SELECTION
G8K COUPLINGS
GLOBAL SPIRAL COUPLINGS
PCM / PCS FERRULES
MEGACRIMP COUPLINGS
STAINLESS STEEL
POWER CRIMP COUPLINGS
LOC. GL AND GLP COUPLINGS
POLARSEAL COUPLINGS
POLARSEAL II COUPLINGS
C14 COUPLINGS
PCTS THERMOPLASTIC COUPLINGS
FIELD ATTACHABLE G1 & G2 COUPLINGS
FIELD ATTACHABLE C5 & C5E COUPLINGS
SURELOK AIR BRAKE COUPLINGS
ADAPTERS
QUICK DISCONNECT COUPLERS
LIVE SWIVEL
BALL VALVES
ACCESSORIES
EQUIPMENT AND PARTS

Chemical Resistance Table – Continued

Rating Scale: 1 Excellent 2 Good resistance X Not recommended - Testing recommended [] Cover stock rating only; Rating for tube stock "X" * Use Gates fuel hose or contact Denver Product Application Department	Gates Hose Polymers								Couplings & Adapters					
	Trade Names								Carbon Steel Stainless Steel 304 Stainless Steel 316	Aluminum	Brass			
	A	C	C ₂	J	M	U	T	Z						
	Polychloroprene	Nitrile	Nitrile/PVC	CPE	CSM	[Urethane]	PTFE	Nylon	MegaTuff					
Chemical Name														
ASTM Reference Fuel A	[2]	1	[1]	1	1	-	1	1	1	1	1	1	1	
ASTM Reference Fuel B	[2]	1	[2]	2	X	-	1	-	1	1	1	1	1	
ASTM Reference Fuel C	X	2	X	2	X	-	1	-	1	1	1	1	1	
ATL-857	X	2	-	-	-	-	-	-	2	-	-	-	-	
Atlantic Dominion F	2	1	-	-	-	-	-	-	-	-	-	-	-	
Aurex 903R (Mobil)	2	1	-	-	-	-	-	-	-	-	-	-	-	
Automatic Brake Fluid	2	X	-	-	-	-	1	-	1	1	1	1	-	
Automatic Transmission Fluid - ATF	2	1	-	1	-	-	1	-	1	1	1	1	-	
Aviation Gasoline, Mil.	-	2	-	-	-	-	-	-	-	1	1	1	1	
B														
Baltic Types 100, 150, 200, 300, 500	-	1	-	-	-	-	1	-	-	-	-	-	-	
Banvel, Concentrated (Ag Spray)	-	-	-	-	-	-	1	1	-	-	-	-	-	
Bardol B	X	X	X	-	X	-	1	-	-	1	1	1	-	
Barium Carbonate	1	1	1	1	1	-	1	1	-	2	1	1	X	1
Barium Chloride	X	1	1	1	1	1	1	1	-	X	2	2	X	2
Barium Chloride, 5%	X	1	-	-	-	-	1	X	1	2	1	1	X	-
Barium Chloride, Aqueous Solution (Hot)	X	1	-	-	-	-	1	X	-	2	2	2	X	-
Barium Hydroxide	1	1	1	1	1	X	1	1	1	X	1	1	X	X
Barium Sulfate	1	1	-	1	2	-	1	1	1	2	1	1	2	2
Barium Sulfate, Aqueous Solution (Hot)	X	-	-	-	-	-	1	X	1	2	1	1	2	-
Barium Sulfide	2	1	1	1	1	-	1	2	1	X	1	1	X	X
Bayol D	-	1	-	-	-	-	-	-	-	-	-	-	-	-
Bayol 35	-	1	-	-	-	-	-	-	-	-	-	-	-	-
Beet Sugar Liquors	X	1	1	1	1	X	1	-	1	2	2	2	2	X
Bellows 80-20 Hydraulic Oil	-	1	-	-	-	2	1	-	-	-	-	-	-	-
Benzaldehyde	X	X	X	2	X	1	1	1	1	1	1	1	1	1
Benzene, Benzol	X	X	X	X	X	2	1	1	2	1	1	1	1	1
Benzene Sulfonic Acid	X	-	-	-	-	1	-	1	-	X	-	2	X	-
Benzine, Petroleum Ether	X	2	X	1	-	2	1	-	-	1	1	1	1	1
Benzoic Acid 21°C (70°F)	X	X	X	1	-	-	1	-	1	1	1	1	1	1
Benzol	X	X	X	X	-	-	1	1	2	1	1	1	1	1
Benzyl Alcohol	X	X	-	1	-	-	1	X	1	1	1	1	1	-
Benzyl Benzoate	-	-	-	-	-	-	1	-	-	1	1	1	-	-
Benzyl Chloride	X	X	X	X	-	-	1	2	2	1	-	-	-	-
Bismuth Carbonate	X	-	-	-	-	-	1	-	-	1	1	1	-	-
Black Point 77	-	1	-	-	-	-	-	-	-	-	-	-	-	-
Black Sulfate Liquor	2	2	2	2	2	-	1	1	1	1	1	1	-	1
Blast Furnace Gas	X	X	X	-	X	X	1	-	-	1	1	1	2	1
Borax, Sodium Borate	X	2	2	1	1	1	1	X	-	2	1	1	X	2
Bordeaux Mixture	2	2	2	-	-	1	1	1	1	X	-	1	1	X
Boric Acid	1	1	1	-	1	1	1	X	1	X	2	2	1	X
Boron Fuels, HEF	X	X	-	-	-	-	-	-	-	-	-	-	-	-
Brake Fluid, Petroleum Base	2	1	2	1	X	-	1	-	-	1	1	1	-	1
Brake Fluid, Synthetic Base	X	X	X	1	X	-	1	-	-	1	1	1	1	1
Bray GG - 130	X	2	-	-	-	-	-	-	-	-	-	-	-	-
Brayco 719-r (VV-H-910)	2	X	-	-	-	-	-	-	-	-	-	-	-	-
Brayco 885 (MIL-L-6085A)	X	X	-	-	-	-	-	-	-	-	-	-	-	-
Brayco 910	2	2	-	-	-	-	-	-	-	-	-	-	-	-
Brine	1	1	1	1	-	-	1	1	1	2	1	1	-	2
Brom-113	X	2	-	-	-	-	-	-	-	-	-	-	-	-
Brom-114	2	2	-	-	-	-	-	-	-	-	-	-	-	-
Bromine, Dry	X	X	X	-	-	-	X	-	-	X	X	X	-	X
Bunker Oil	X	2	2	-	X	2	1	1	2	1	1	1	1	1
Butadiene	X	2	-	-	-	-	1	-	1	-	1	-	-	1
Butane	X	X	X	-	X	X	1	X	-	1	1	1	-	1

**Nitrile 150°F or less, no constant contact.

Rating Scale: 1 Excellent 2 Good resistance X Not recommended - Testing recommended [] Cover stock rating only; Rating for tube stock "X" * Use Gates fuel hose or contact Denver Product Application Department	Gates Hose Polymers								Couplings & Adapters					
	Trade Names								Carbon Steel Stainless Steel 304 Stainless Steel 316	Aluminum	Brass			
	A	C	C ₂	J	M	U	T	Z						
	Polychloroprene	Nitrile	Nitrile/PVC	CPE	CSM	[Urethane]	PTFE	Nylon	MegaTuff					
Chemical Name														
Butter Oil	2	-	-	-	-	-	1	-	-	1	1	1	1	1
Butyric Acid	X	-	-	1	-	-	1	X	1	X	1	1	-	2
Butyl Acetate	X	X	X	2	X	-	1	-	2	2	1	1	1	1
Butyl Alcohol	1	1	1	1	-	-	1	1	1	1	1	1	1	1
Butyl Amine	-	-	-	-	-	-	1	1	-	1	1	1	1	1
Butyl Carbitol	2	2	-	1	-	-	1	-	-	1	1	1	1	1
Butyl Mercaptan	-	-	-	-	-	-	1	-	-	-	-	1	1	-
Butyl Stearate	X	2	2	2	-	-	1	-	-	1	1	1	1	1
Butyraldehyde	X	X	-	2	-	-	1	-	-	-	-	-	-	1
C														
Calcium Acetate	X	X	X	1	X	-	1	-	-	2	2	2	X	1
Calcium Arsenate	-	-	-	-	-	1	1	1	-	-	-	-	-	-
Calcium Bisulfate	1	1	2	1	1	-	1	-	-	-	2	1	-	X
Calcium Bisulfide	1	1	2	1	1	1	1	-	-	-	2	2	X	X
Calcium Bisulfite	1	1	1	1	1	-	1	-	1	X	1	1	X	X
Calcium Carbonate	1	1	1	1	1	1	1	1	-	2	1	1	X	1
Calcium Chlorate	1	1	1	-	1	-	1	-	-	2	2	1	1	-
Calcium Chloride	1	1	1	1	1	1	1	1	-	X	2	1	X	-
Calcium Hydroxide	1	2	2	1	1	X	1	-	X	X	X	1	-	2
Calcium Hydroxide, 10% Boiling	-	2	-	-	-	-	1	X	X	2	1	1	X	X
Calcium Hydroxide, 20% Boiling	-	-	-	-	-	-	1	X	X	-	1	1	X	X
Calcium Hydroxide, 50% Boiling	-	-	-	-	-	-	1	X	X	-	X	2	X	X
Calcium Hypochlorite, 5% (Under 100°F)	X	2	X	1	2	-	1	X	X	X	X	2	X	X
Calcium Hypochlorite, 15% (Under 100°F)	X	-	X	1	2	-	1	X	X	-	X	2	X	X
Calcium Nitrate	1	1	1	1	1	-	1	1	-	X	2	2	X	1
Calcium Silicate	-	2	-	1	2	-	1	-	-	-	1	1	1	1
Calcium Sulfate	1	1	1	1	1	-	1	-	-	2	1	1	2	1
Calcium Sulfide	1	2	-	1	-	-	1	2	-	2	1	1	2	-
Caliche Liquors	1	2	-	1	1	1	1	-	-	1	1	1	-	-
Cane Sugar Liquors	1	1	2	1	-	-	1	-	-	1	1	1	1	2
Carbolic Acid, Phenol	X	X	X	1	X	X	1	X	-	X	1	1	2	X
Carbon Dioxide, Dry	2	1	1	1	1	1	1	-	-	1	1	1	1	1
Carbon Dioxide, Wet	2	1	1	1	1	-	1	-	1	1	1	1	1	1
Carbon Disulfide	X	X	-	2	X	2	1	1	1	2	1	1	2	X
Carbon Monoxide, Under 150°F (Hot)	2	2	2	1	1	-	1	2	1	1	1	1	1	1
Carbon Tetrachloride, 5%-10%	-	-	-	-	-	-	1	-	1	X	-	X	-	-
Carbon Tetrachloride, Pure	X	X	X	2	X	X	1	X	X	X	X	2	2	2
Carbonic Acid	1	1	1	1	1	X	1	-	1	X	1	1	2	X
Castor Oil	2	2	2	1	2	2	1	1	-	1	1	1	1	1
Caustic Soda, 20%	2	X	X	1	1	X	1	2	-	2	1	1	X	X
Caustic Soda, 50%	2	X	X	1	1	X	1	2	-	2	1	1	X	X
Cellosolve Acetate, Under 100°F	X	X	X	2	X	-	1	-	-	2	2	2	1	-
Cellosolve, Butyl, Under 100°F	X	X	X	-	X	-	1	-	-	2	2	2	2	-
Cellosolve, Union Carbide, Under 100°F	X	X	-	-	-	-	1	-	-	2	2	2	2	-
Cellugard, Cellugard 200	1	1	-	-	-	-	1	-	-	1	1	1	1	1
Cellulube 90, 150, 220, 300, 550	X	X	X	-	X	-	1	-	-	1	1	1	1	1
Cellulube 1000, 220A, ST220, A60	X	X	X	-	X	-	1	-	-	1	1	1	1	1
Cellutherm 2505A	X	2	-	-	-	-	-	-	-	-	-	-	-	-
Chevron Fr-10,13,20.8	-	-	-	-	-	-	1	-	-	1	1	1	-	1
Chlordane	X	X	X	-	X	-	1	1	-	-	-	-	-	-
Chlorinate Paraffin & Petroleum Oil	-	-	-	-	-	-	1	-	-	1	1	1	1	1
Chlorine Gas, Dry										NO HOSE AVAILABLE	2	X	X	-
Chlorine Gas, Wet										NO HOSE AVAILABLE	X	X	X	X
Chlorine Trifluoride	X	X	-	-	-	-	-	-	-	1	1	1	1	-

HOSE
HOSE/CPLG. SELECTION
G8K COUPLINGS
GLOBAL SPIRAL COUPLINGS
PCM / PCS FERRULES
MEGACRIMP COUPLINGS
STAINLESS STEEL
POWER CRIMP COUPLINGS
LOC, GL AND GLP COUPLINGS
POLARSEAL COUPLINGS
POLARSEAL II COUPLINGS
C14 COUPLINGS
PCTS THERMOPLASTIC COUPLINGS
FIELD ATTACHABLE G1 & G2 COUPLINGS
FIELD ATTACHABLE C5 & C5E COUPLINGS
SURELOK AIR BRAKE COUPLINGS
ADAPTERS
QUICK DISCONNECT COUPLERS
LIVE SWIVEL
BALL VALVES
ACCESSORIES
EQUIPMENT AND PARTS

Chemical Resistance Table – Continued

HOSE
HOSE/CPLG. SELECTION
G8K COUPLINGS
GLOBALSPIRAL COUPLINGS
PCM / PCS FERRULES
MEGACRIMP COUPLINGS
STAINLESS STEEL
POWER CRIMP COUPLINGS
LOC, GL AND GLP COUPLINGS
POLARSEAL COUPLINGS
POLARSEAL II COUPLINGS
C14 COUPLINGS
PCTS THERMOPLASTIC COUPLINGS
FIELD ATTACHABLE G1 & G2 COUPLINGS
FIELD ATTACHABLE C5 & C5E COUPLINGS
SURELOK AIR BRAKE COUPLINGS
ADAPTERS
QUICK DISCONNECT COUPLERS
LIVE SWIVEL
BALL VALVES
ACCESSORIES
EQUIPMENT AND PARTS

Rating Scale: 1 Excellent 2 Good resistance X Not recommended - Testing recommended [] Cover stock rating only; Ratng for tube stock "X" * Use Gates fuel hose or contact Denver Product Application Department	Gates Hose Polymers								Couplings & Adapters					
	Trade Names													
	A	C	C ₂	J	M	U	T	Z						
	Polychloroprene	Nitrile	Nitrile/PVC	CPE	CSM	[Urethane]	PTFE	Nylon	MegaTurf	Carbon Steel	Stainless Steel 304	Stainless Steel 316	Aluminum	Brass
Chemical Name														
Chlorine Water, 3% Chlorine	X	X	X	-	-	-	1	-	1	-	X	X	-	-
Chlorine Water, 25% Chlorine	X	X	X	-	2	2	1	2	-	-	X	X	-	-
Chloroacetic Acid (Under 100°F)	X	X	X	-	2	-	1	X	X	X	X	X	-	2
Chlorobenzene	X	X	X	X	X	-	1	X	-	2	2	2	X	1
Chlorobromo Methane	X	X	X	-	X	-	1	-	X	2	2	2	X	1
Chloroform	X	X	X	X	X	-	1	X	2	1	1	X	1	1
O-Chloronaphthalene	X	X	X	-	-	-	1	2	-	1	1	1	-	1
Chlorosulfonic Acid	2	X	X	X	-	-	1	X	X	1	-	-	-	-
Chlorotoluene	X	X	X	X	X	X	1	-	-	1	1	1	X	1
Chlorox, Bleach	2	2	-	1	2	-	1	1	1	X	X	2	X	X
Chromic Acid, 5%	X	X	X	-	-	-	1	1	X	X	X	2	X	X
Chromic Acid, 10%	X	X	X	1	2	X	1	X	1	X	X	2	X	X
Chromic Acid, 25%	X	X	X	1	2	X	1	X	1	X	X	2	X	X
Chromic Acid, 50%	X	X	X	1	2	X	1	X	1	X	X	2	1	X
Chromic Acid, 100%	-	-	-	-	X	1	-	2	X	X	2	-	X	X
Circo Light Process Oil	1	1	-	-	-	-	1	-	-	1	1	1	1	-
Citgo FR Fluids	-	X	-	X	-	2	1	-	-	1	1	1	-	1
Citgo Glycol FR-20XD	-	1	-	-	-	2	1	-	-	1	1	1	-	1
Citgo Sentry (Under 100°F)	2	2	1	-	X	2	1	-	-	1	1	1	-	1
Citgo Tractor Hydraulic Fluid	-	1	-	-	-	2	1	-	-	1	1	1	-	1
Citric Acid, 5%	-	2	-	-	-	-	1	1	1	X	1	1	1	X
Citric Acid, 5% @150°F	-	2	-	-	-	-	1	X	1	X	X	1	2	X
Citric Acid, 15%	1	2	-	-	-	-	1	1	1	X	X	1	-	1
Citric Acid, 15% Boiling	1	2	-	-	-	-	1	X	-	X	2	1	X	X
Citric Acid, Concentrated Boiling	1	X	1	-	1	2	1	X	-	X	X	1	X	X
Coal Gas	1	X	X	-	1	-	1	1	-	-	-	-	-	-
Coal Tars	X	2	X	2	2	-	1	X	-	1	1	1	1	1
Cod Liver Oil	1	1	1	-	-	-	1	-	-	1	1	1	1	1
Coke Oven Gas (Under 100°F)	X	2	X	-	2	-	1	-	-	1	1	1	1	1
Condor 1000, 1002, 1004, 1006, 1008	-	2	-	-	-	-	-	-	-	-	-	-	-	-
Condor 1008, 1010, 1012, 1014, 1016	-	2	-	-	-	-	-	-	-	-	-	-	-	-
Convelex 10	X	X	-	-	-	-	-	-	-	-	-	-	-	-
Copper Arsenate, Cupric Arsenate	-	-	-	-	2	-	1	-	-	1	1	1	-	-
Copper Chloride, 1%	1	1	-	-	-	-	1	X	-	X	X	1	-	X
Copper Chloride, 5%	1	1	-	-	-	-	1	X	-	X	X	1	-	-
Copper Chloride, Cupric Chloride	2	2	2	2	2	1	1	2	-	X	X	1	-	X
Copper Cyanide, Cupric Cyanide	2	2	2	-	2	-	1	X	-	1	1	1	-	X
Copper Nitrate, 1% & 5%	1	1	-	-	-	-	1	1	-	X	1	1	X	X
Copper Nitrate, Cupric Nitrate	1	1	1	1	1	-	1	-	-	1	1	1	1	-
Copper Sulfate, Cupric Sulfate	1	1	1	1	1	1	1	1	-	X	1	1	X	X
Copper Sulfate, 10%	1	1	-	-	-	-	1	-	-	X	2	2	X	-
Copper Sulfate, 50%	1	1	-	-	-	-	1	-	-	-	2	2	-	-
Corn Oil	X	2	2	2	X	X	1	-	-	1	1	1	-	1
Corn Syrup	2	2	-	2	-	-	1	-	-	1	1	1	1	-
Cottonseed Oil	2	2	1	2	2	X	1	2	-	1	1	1	1	1
Creosote, Wood Or Coal Tar (Under 100F)	X	2	X	-	X	X	1	X	X	2	1	1	1	X
Cresol, Cresylic Acid (Under 100°F)	X	X	X	1	X	-	1	X	-	2	1	1	2	-
Cyelylic Acid	X	X	-	-	-	-	1	X	-	1	1	1	1	-
Crude Petroleum Oil (Under 100°F)	X	X	2	2	2	2	1	-	-	X	X	2	1	-
Cutting Oil, Water Soluble	X	1	-	-	-	-	1	-	-	1	1	1	-	1
Cutting Oil, Sulfur Base	X	1	-	-	-	-	1	-	-	1	1	1	1	1

**Nitrile 150°F or less, no constant contact.

Rating Scale: 1 Excellent 2 Good resistance X Not recommended - Testing recommended [] Cover stock rating only; Ratng for tube stock "X" * Use Gates fuel hose or contact Denver Product Application Department	Gates Hose Polymers								Couplings & Adapters					
	Trade Names													
	A	C	C ₂	J	M	U	T	Z						
	Polychloroprene	Nitrile	Nitrile/PVC	CPE	CSM	[Urethane]	PTFE	Nylon	MegaTurf	Carbon Steel	Stainless Steel 304	Stainless Steel 316	Aluminum	Brass
Chemical Name														
Cutting Oil	2	1	2	1	X	-	1	-	-	1	1	1	1	1
Cyclohexane	X	2	-	1	X	1	1	1	1	1	1	1	1	1
Cyclohexanone	X	X	X	2	X	1	1	1	1	-	1	1	2	-
Cymene	X	X	X	X	X	-	1	-	-	1	1	1	1	1
D														
Dasco FR150, FR200, FR200B, FR310	-	1	-	-	-	-	1	1	-	1	1	1	1	1
Dasco IFR	-	1	-	-	-	-	1	1	-	1	1	1	1	1
DC200, DC510, DC550, DC560	-	1	-	-	-	-	1	-	-	-	1	1	1	1
Decalin	X	2	-	2	X	-	1	1	2	-	-	-	-	1
Dectol R60 Oils	X	1	-	-	2	-	-	-	-	-	-	-	-	-
Denatured Alcohol	1	1	1	1	-	-	1	1	1	1	1	1	1	1
Developing Fluids, Photo	1	1	-	1	-	-	-	-	-	X	X	2	-	-
Developing Solutions, Hypos	2	-	-	1	2	-	1	-	-	-	1	1	-	-
Diacetone	X	X	X	1	X	-	1	1	-	1	1	1	1	1
Diacetone Alcohol	-	X	-	1	-	-	1	1	-	1	1	1	1	1
Dibenzel Ether	X	X	-	2	-	-	1	-	-	1	1	1	1	1
Dibutyl Ether	X	X	-	1	-	-	1	-	-	1	1	1	1	1
Dibutyl Phthalate (Under 120°F)	X	X	X	2	X	2	1	-	-	1	1	1	1	1
Dibutyl Sebacate	X	X	X	2	-	-	1	-	-	-	-	-	-	1
Dichlorobenzene	X	X	X	X	X	X	1	1	-	-	1	1	-	1
Dichloroethane	X	X	X	X	-	-	1	X	2	-	X	X	X	X
Diesel Oil, Fuel ASTM #2	[2]	1	[2]	2	X	1	1	1	1	1	1	1	1	1
Diester Lubricant MIL-I-7808	X	2	-	-	-	-	1	-	-	1	1	1	1	-
Diester Synthetic Lubricants	X	2	-	-	-	-	1	-	-	1	1	1	1	-
Diethylamine (Under 120°F)	2	2	-	2	X	-	1	1	-	1	1	1	1	1
Diethylene Glycol	1	1	1	1	1	1	1	1	1	1	1	1	1	1
Diethyl Ether	X	X	-	1	-	-	1	-	-	1	1	1	1	1
Diethyl Phthalate	-	X	-	2	-	-	1	-	-	-	1	1	-	1
Diethyl Sebacate	X	X	X	2	-	-	1	-	-	-	1	1	-	1
Diisobutylene	X	2	-	1	X	-	1	-	-	2	1	1	2	1
Diisobutyl Ketone	X	X	X	2	X	-	1	1	-	1	1	1	1	1
Diisopropyl Ketone	X	X	X	2	X	-	1	1	-	-	1	1	-	1
Dimethyl Aniline	X	X	X	2	X	-	1	-	-	-	-	-	-	1
Dimethyl Formamide (Under 120°F)	X	X	X	-	-	-	1	-	-	1	1	1	1	-
Dimethyl Phthalate	X	X	X	1	X	-	1	-	-	-	-	-	-	1
Diocyl Phthalate	X	X	X	2	X	-	1	-	-	1	1	1	1	1
Diocyl Sebacate	X	X	X	X	X	-	1	-	-	1	1	1	1	-
Dioxane	X	X	X	2	-	-	1	1	-	1	1	1	1	1
Dipentene	X	X	-	2	-	-	1	-	-	1	1	1	1	1
Dirco Oils	-	1	-	-	-	-	1	1	-	1	1	1	1	1
Dispersing Oil #10	X	X	-	-	-	-	1	-	-	1	1	1	1	-
Dowtherm A	X	X	X	2	X	X	1	-	-	1	1	1	1	1
Dowtherm E	X	X	-	2	-	-	1	-	-	1	1	1	1	1
DP47, 200 Flow - DOW	-	1	-	-	-	-	1	1	-	1	1	1	1	1
Duro FR-HD	-	1	-	-	-	X	1	1	-	1	1	1	1	1
Duro Oils	-	1	-	-	-	-	1	1	-	1	1	1	1	1
E														
Elco 28-EP Lubricant	X	1	-	-	-	-	-	-	-	1	1	1	1	-
Enamels	-	-	-	-	-	-	1	1	-	-	-	-	-	1
Energol HL68	-	1	-	-	-	-	-	-	-	-	1	1	1	1
Energol HLPC 68	-	1	-	-	-	-	-	-	-	-	1	1	1	1
EPHydraulic Oils, Chevron	-	1	-	-	-	-	-	-	-	-	1	1	1	1
Epichlorohydrin (Under 120°F)	X	X	-	-	-	-	1	-	-	1	2	1	1	-
Esam-6 Fluid	2	-	-	-	-	-	-	-	-	-	-	-	-	-
Ethanol	1	1	-	1	-	X	1	1	1	1	X	1	1	-
Ethanolamine, Aminoethanol	2	2	-	1	X	X	1	1	1	1	1	1	1	1
Ethers (Under 120°F)	X	2	X	1	2	2	1	1	1	1	1	1	1	1

Chemical Resistance Table – Continued

Rating Scale: 1 Excellent 2 Good resistance X Not recommended - Testing recommended [] Cover stock rating only; Rating for tube stock "X" * Use Gates fuel hose or contact Denver Product Application Department	Gates Hose Polymers								Couplings & Adapters					
	Trade Names								Carbon Steel	Stainless Steel 304	Stainless Steel 316	Aluminum	Brass	
	A	C	C ₂	J	M	U	T	Z						
Chemical Name	Polychloroprene	Nitrile	Nitrile/PVC	CPE	CSM	[Urethane]	PTFE	Nylon	MegaTuff					
Ethyl Acetate	X	X	X	2	X	2	1	1	1	1	1	2	2	
Ethyl Acetoacetate	X	X	X	1	X	X	1	-	-	1	1	1	1	
Ethyl Acrylate	X	X	X	2	X	X	1	-	-	1	1	1	1	
Ethyl Alcohol	1	1	1	1	-	1	1	1	1	1	1	1	2	
Ethyl Amine, Monoethylamine	X	X	X	1	X	X	1	-	-	2	1	1	2	1
Ethyl Benzene	X	X	X	2	X	1	1	-	-	1	1	1	1	
Ethyl Bromide, Di	X	X	X	2	X	-	1	-	-	1	1	1	1	
Ethyl Butyrate	X	X	X	-	-	1	-	-	-	-	1	1	1	
Ethyl Cellulose	-	-	-	1	-	1	-	-	-	1	1	1	-	1
Ethyl Chloride	X	X	X	-	X	1	-	2	-	2	1	1	1	2
Ethyl Ether	X	X	X	-	1	-	x	-	-	2	1	1	1	1
Ethyl Mercaptan	X	X	X	-	X	X	1	-	-	2	-	-	-	-
Ethyl Oxalate	X	X	-	1	X	X	1	-	-	-	-	-	-	-
Ethyl Pentachlorobenzene	-	X	-	X	-	1	1	-	-	2	1	1	-	1
Ethyl Silicate	1	1	1	1	-	1	1	1	-	1	1	1	1	1
Ethylene Chloride	X	X	X	X	-	1	1	X	-	-	1	1	-	2
Ethylene Chlorohydrin, Under 100°F	X	X	X	-	-	X	1	X	-	1	1	2	X	-
Ethylene Diamine [Under 100°F]	2	2	2	1	X	X	1	-	-	-	-	-	-	1
Ethylene Dichloride	X	X	X	X	-	1	1	X	-	-	1	1	X	2
Ethylene Glycol	1	1	1	1	1	1	1	1	1	2	1	1	1	1
F														
Factovis 52	-	1	-	-	-	-	-	-	-	1	1	1	1	1
Fatty Acids	2	2	2	2	X	1	1	1	2	2	1	1	1	2
Ferric Chloride	-	-	-	1	2	-	1	1	-	X	X	X	X	X
Ferric Chloride, 1%	1	1	-	-	-	1	1	-	-	X	2	2	X	X
Ferric Chloride, 1% Boiling	-	2	-	-	-	-	1	1	-	X	X	X	X	X
Ferric Chloride, 5% Still	2	1	-	-	-	-	1	1	-	X	X	X	X	X
Ferric Chloride, 5% Agitated or Aerated	2	2	-	-	-	-	1	1	-	X	X	X	X	X
Ferric Chloride, 10%	2	1	-	-	-	-	1	1	-	X	X	X	X	X
Ferric Sulfate	2	2	2	1	2	-	1	1	1	X	1	1	X	X
Ferrous Chloride	1	1	-	1	2	-	1	-	-	X	1	2	-	2
Ferrous Nitrate	2	2	2	-	2	-	1	-	-	-	1	1	-	-
Ferrous Sulfate, Copper Gas	2	2	2	1	2	-	1	-	1	X	1	1	1	2
Ferrous Sulfate, 10%	1	1	-	-	-	-	1	1	1	X	2	2	X	-
Ferrous Sulfate, Saturated	1	-	-	-	-	-	1	1	1	-	2	2	X	-
Fire Resistant Hydraulic Fluid, Texaco	-	1	-	-	-	-	1	-	-	1	1	1	1	1
Firtec 290, MF	-	-	-	-	-	-	1	-	-	-	-	-	-	-
Fixing Solution, Photo	2	-	-	-	2	-	1	-	-	-	1	1	-	-
Fluoboric Acid	1	1	-	1	-	1	-	1	-	1	-	1	X	-
Fluoboric Acid, 65%	2	-	-	1	2	X	1	-	1	-	1	1	-	-
Fluosilicic Acid	2	1	-	-	-	-	1	-	1	X	X	X	X	1
Fluosilicic Acid, 50%	2	X	X	1	2	X	1	X	1	-	-	-	1	-
Formaldehyde	1	X	-	1	-	1	2	-	1	1	1	1	X	
Formaldehyde, 37%	2	2	-	1	2	2	1	-	1	-	1	1	1	1
Formaldehyde, Hot	-	-	-	-	-	-	1	1	-	X	2	1	2	1
Formic Acid [Under 120°F]	1	X	1	1	2	X	1	2	1	X	2	1	1	2
Formic Acid, Dilute Hot	1	X	-	1	-	-	1	X	-	X	2	1	2	X
Freon 12 [Under 100°F] Use Freon Hose Only										2	1	1	1	1
Freon 114 Use Freon Hose Only										1	1	1	1	-
Fruit Juices										X	1	1	-	-
Fuel Oil	[2]	1	[1]	1	X	2	1	1	1	2	2	2	1	2
Fumaric Acid	2	X	-	-	-	X	1	-	1	1	1	1	-	-
Furan, Furfuran	X	X	X	1	-	-	1	-	1	1	1	1	1	1
Furan Resin	X	X	X	-	-	-	1	-	-	-	-	1	-	-
Furfural Alcohol, Ant Oil	2	X	X	1	2	-	1	1	2	2	1	1	1	1

**Nitrile 150°F or less, no constant contact.

HOSE
HOSE/CPLG. SELECTION
G8K COUPLINGS
GLOBAL SPIRAL COUPLINGS
PCM / PCS FERRULES
MEGACRIMP COUPLINGS
STAINLESS STEEL
POWER CRIMP COUPLINGS
LOC, GL AND GLP COUPLINGS
POLARSEAL COUPLINGS
POLARSEAL II COUPLINGS
C14 COUPLINGS
PCTS THERMOPLASTIC COUPLINGS
FIELD ATTACHABLE G1 & G2 COUPLINGS
FIELD ATTACHABLE C5 & C5E COUPLINGS
SURELOK AIR BRAKE COUPLINGS
ADAPTERS
QUICK DISCONNECT COUPLERS
LIVE SWIVEL
BALL VALVES
ACCESSORIES
EQUIPMENT AND PARTS

Chemical Resistance Table - Continued

HOSE
HOSE/CPLG. SELECTION
G8K COUPLINGS
GLOBALSPIRAL COUPLINGS
PCM / PCS FERRULES
MEGACRIMP COUPLINGS
STAINLESS STEEL
POWER CRIMP COUPLINGS
LOC, GL AND GLP COUPLINGS
POLARSEAL COUPLINGS
POLARSEAL II COUPLINGS
C14 COUPLINGS
PCTS THERMOPLASTIC COUPLINGS
FIELD ATTACHABLE G1 & G2 COUPLINGS
FIELD ATTACHABLE C5 & C5E COUPLINGS
SURELOK AIR BRAKE COUPLINGS
ADAPTERS
QUICK DISCONNECT COUPLERS
LIVE SWIVEL
BALL VALVES
ACCESSORIES
EQUIPMENT AND PARTS

Chemical Name	Gates Hose Polymers							Couplings & Adapters					
	Trade Names							Carbon Steel	Stainless Steel 304	Stainless Steel 316	Aluminum	Brass	
	A	C	C ₂	J	M	U	T						Z
	Polychloroprene	Nitrile	Nitrile/PVC	CPE	CSM	[Urethane]	PTFE						Nylon
Hydraulic Fluid, Std. Petroleum Oils	2	1	2	1	2	2	1	1	1	1	1	1	
Hydraulic Fluid, Water Glycol Base	1	1	1	-	-	1	1	1	1	1	1	1	
Hydraulic Fluid HF - 18, HF - 20	-	1	-	-	-	2	1	1	1	1	1	1	
Hydraulic Fluid HF - 31	-	-	-	-	-	-	1	1	1	1	1	1	
Hydraulic Oils, Petroleum	2	1	-	-	-	-	1	1	1	1	1	1	
Hydraulic Oils, Synthetic	-	X	-	-	-	-	1	1	1	1	1	1	
Hydraulic Safety Fluid 200 & 300, Texaco	-	1	-	-	-	1	1	1	1	1	1	1	
Hydrazine	X	X	X	-	-	2	1	-	-	-	-	-	
Hydro-Drive Oil, Houghton	-	1	-	-	-	2	1	-	-	-	-	-	
Hydrobromic Acid	X	X	-	-	-	-	1	X	1	1	1	X	
Hydrobromic Acid, 37%	X	X	X	1	2	X	1	X	1	1	1	X	
Hydrochloric Acid	2	X	-	-	-	-	1	X	X	X	X	X	
Hydrochloric Acid, 3 Molar	2	X	-	-	-	-	1	X	1	X	X	X	
Hydrochloric Acid, Concentrated	X	X	-	-	-	-	1	X	X	X	X	X	
Hydrochloric Acid, 15%	X	X	X	1	2	X	1	X	1	X	X	X	
Hydrochloric Acid, 37%	X	-	X	1	2	X	1	X	1	X	X	X	
Hydrocyanic Acid, 20% Under 100°F	X	X	X	-	2	X	1	1	1	X	1	1	
Hydrocyanic Acid, 98%	-	-	-	-	-	-	1	-	1	-	-	-	
Hydrofluoric Acid, 10%	2	2	X	1	1	X	1	X	1	X	X	X	
Hydrofluoric Acid, 20% [Under 120°F]	2	X	X	1	2	X	1	X	1	X	X	X	
Hydrofluoric Acid, 48% [Under 120°F]	2	X	X	1	2	X	1	X	1	X	X	X	
Hydrofluoric Acid, 70%	-	X	X	-	2	X	1	X	x	X	X	X	
Hydrofluoric Acid, Concentrated	X	X	X	1	2	X	1	X	x	X	X	X	
Hydrofluoric Acid, Anhydrous	-	X	-	-	-	-	1	-	-	-	-	-	
Hydrofluosilicic	X	X	X	X	-	-	1	X	1	X	X	X	
Hydrogen	1	1	-	1	-	-	1	x	X	X	1	-	
Hydrogen Chloride Gas	-	-	-	1	-	-	1	-	-	1	-	-	
Hydrogen Cyanide Gas	-	-	-	-	-	-	-	-	-	-	1	-	
Hydrogen Fluoride [Under 100°F]	-	X	-	-	-	-	1	-	2	2	1	-	
Hydrogen Peroxide, Dilute	1	2	-	-	-	-	1	1	1	-	1	-	
Hydrogen Peroxide, 10%	X	1	X	1	2	X	1	X	1	X	2	1	
Hydrogen Peroxide, 30%	X	2	X	1	2	X	1	X	1	X	2	1	
Hydrogen Peroxide, 70%	X	X	X	1	-	X	1	X	1	X	2	1	
Hydrogen Peroxide, 90%	X	X	-	-	-	-	1	-	1	X	2	1	
Hydrogen Sulfide	2	X	-	-	-	-	1	x	2	2	1	-	
Hydrogen Sulfide Aqueous Solution	2	X	-	-	-	-	1	-	X	-	-	X	
Hydrogen Sulfide, Gas	-	-	-	-	-	-	-	x	-	-	-	-	
Hydrolube, Water Glycol	2	1	-	-	-	-	X	1	-	1	1	-	
Hydrolubric Oil, Houghton	-	2	-	-	-	-	2	1	1	-	-	-	
Hydroquinone	X	-	-	-	X	-	1	-	-	1	1	2	
Hykil No.6 (33%); Water (67%)	-	2	-	-	-	-	1	-	1	-	-	-	
Hypochlorous Acid [Under 120°F]	X	X	X	-	2	-	1	1	1	2	2	2	
Hypoid Grease [Parapoid 10-C]	-	1	-	-	-	-	1	-	-	-	-	-	

**Nitrile 150°F or less, no constant contact.

Chemical Name	Gates Hose Polymers							Couplings & Adapters					
	Trade Names							Carbon Steel	Stainless Steel 304	Stainless Steel 316	Aluminum	Brass	
	A	C	C ₂	J	M	U	T						Z
	Polychloroprene	Nitrile	Nitrile/PVC	CPE	CSM	[Urethane]	PTFE						Nylon
Isobutyl Alcohol	2	2	2	1	-	-	1	1	1	1	1	2	
Iodine [Under 100°F]	X	X	-	1	2	X	1	1	-	2	2	X	
Iodine, In Alcohol	2	-	-	-	-	X	1	1	-	-	-	X	
Iodine Pentafluoride	X	X	-	-	-	-	1	-	-	X	2	X	
Isooctane	1	1	2	2	1	2	1	1	-	1	1	2	
Isooctyl Thioglucolate	-	-	-	-	-	-	1	1	-	-	-	-	
Isobutane - WET	X	X	-	-	-	X	1	X	-	X	1	2	
Isopropyl Acetate	X	X	X	-	X	2	1	1	1	2	2	1	
Isopropyl Alcohol [Isopropanol]	2	2	2	1	2	2	1	1	1	1	1	2	
Isopropyl Ether	X	X	X	-	-	-	1	1	1	1	1	1	
J													
Fuel JP-3 [Under 100°F]	[2]	1	[2]	-	X	2	1	1	-	1	1	2	
Jet Fuel JP-4 [Under 100°F]	[X]	1	[2]	-	X	-	1	1	-	1	1	2	
Jet Fuel JP-5	X	1	X	-	X	-	1	1	-	2	1	2	
Jet Fuel JP-6	X	1	X	-	X	-	1	1	-	2	1	2	
Jet Fuel JP-x	2	1	X	-	X	-	1	1	-	2	1	2	
K													
Kerosene	X	1	[2]	1	X	-	1	1	-	1	1	1	
Ketchup	1	1	-	-	-	-	1	1	-	-	1	-	
Ketones	X	X	X	-	X	X	1	1	1	1	1	2	
L													
Lacquer Solvents	X	X	X	-	X	2	1	1	1	X	2	1	
Lacquers	X	X	X	-	X	-	1	1	-	X	X	1	
Lactic Acid	1	X	X	-	1	X	1	-	1	X	2	1	
Lactic Acid [5%]	2	1	-	-	-	-	1	1	1	X	2	1	
Lactic Acid [5% Boiling]	X	X	-	-	-	-	1	-	-	X	2	1	
Lactic Acid [10% Boiling]	X	X	-	-	-	-	1	-	-	X	2	1	
Lactol	2	2	2	-	-	-	1	-	-	1	1	1	
Lard	2	1	-	1	-	-	1	1	1	1	1	1	
Lasso [Ag Spray]	-	-	-	-	-	-	1	1	-	-	1	-	
Latex	1	1	-	-	X	-	1	1	1	1	1	1	
Lead Acetate	X	X	-	1	2	1	1	-	-	2	2	2	
Lead Arsenate	2	2	-	-	-	-	1	-	-	1	1	-	
Lead Nitrate	2	2	-	-	1	1	1	-	1	1	2	-	
Lead Sulfate	1	1	-	1	2	-	1	-	-	1	1	-	
Lead, Tetraethyl [Under 100°F]	X	2	X	-	X	-	1	2	-	-	-	-	
Lead, Tetramethyl	X	2	X	-	X	1	1	-	-	-	-	-	
Lecithin	2	X	-	-	-	-	1	-	-	-	1	-	
Ligroin [Petroleum Ether, Under 120°F]	X	1	-	-	X	-	1	-	-	2	1	1	
Lime [Chlorinated, Free Chlorine 20%]	-	1	-	1	-	1	-	-	1	-	2	-	
Lime Bleach [Under 100°F]	X	2	X	-	X	-	-	-	-	X	2	1	
Lime Sulphur	1	X	-	-	-	-	2	1	1	2	1	X	
Lime Sulfur [Under 135°F]	1	X	X	-	2	-	2	1	1	2	1	X	
Lindane [Ag Spray]	-	-	-	-	-	-	1	1	-	-	1	-	
Linoleic Acid	X	2	X	-	-	-	1	-	1	X	2	1	
Linseed Oil	X	1	-	-	-	-	1	1	x	1	1	2	
Linseed Oil [Boiled]	2	2	1	1	1	1	1	1	-	2	1	1	
Lubricating Oil [SAE 10, 20, 30, 40, 50]	2	2	-	-	-	-	1	1	-	1	1	1	
Lubricating Oils [Diester, Under 135°F]	X	2	X	-	-	X	1	1	-	1	1	1	
M													
Machine Oil [Under 135°F]	1	1	2	-	2	-	1	1	-	1	1	1	
Magnesium Carbonate	1	1	1	-	1	1	1	-	-	2	2	2	
Magnesium Chloride	1	1	1	1	1	1	1	1	1	X	2	1	
Magnesium Hydroxide	2	2	2	1	1	X	1	-	-	1	1	X	
Magnesium Nitrate	2	2	2	-	1	-	1	-	-	2	2	2	

Chemical Resistance Table - Continued

HOSE
HOSE/CPLG. SELECTION
G8K COUPLINGS
GLOBALSPIRAL COUPLINGS
PCM / PCS FERRULES
MEGACRIMP COUPLINGS
STAINLESS STEEL
POWER CRIMP COUPLINGS
LOC, GL AND GLP COUPLINGS
POLARSEAL COUPLINGS
POLARSEAL II COUPLINGS
C14 COUPLINGS
PCTS THERMOPLASTIC COUPLINGS
FIELD ATTACHABLE G1 & G2 COUPLINGS
FIELD ATTACHABLE C5 & C5E COUPLINGS
SURELOK AIR BRAKE COUPLINGS
ADAPTERS
QUICK DISCONNECT COUPLERS
LIVE SWIVEL
BALL VALVES
ACCESSORIES
EQUIPMENT AND PARTS

Chemical Name	Gates Hose Polymers							Couplings & Adapters						
	Trade Names													
	A	C	C ₂	J	M	U	T	Z	Carbon Steel	Stainless Steel 304	Stainless Steel 316	Aluminum	Brass	
Petroleum Oil (Above 250°F)	X	X	-	-	-	1	-	x	-	-	-	-	-	-
Petroleum Oils (Under 100°F)	2	1	2	-	2	2	1	-	1	1	1	1	1	1
Petroleum Oils (Refined)	2	1	2	-	2	2	1	1	1	1	1	1	1	1
Petroleum Oils (Sour)	2	2	-	-	X	2	1	-	1	2	1	1	X	-
Phenol (Carbolic Acid)	X	X	X	1	X	X	1	X	-	2	1	1	1	X
Phenol (70/30 Water)	X	X	-	-	-	1	-	-	-	1	1	1	-	-
Phenol (85/15 Water)	X	X	-	-	-	1	-	-	-	1	1	1	-	-
Phorone	-	-	-	-	-	-	-	-	-	-	-	-	-	-
[Diisopropylidene Acetone]	X	X	-	-	X	X	1	-	-	1	1	1	-	1
Phosphate Esters	-	-	-	-	-	-	-	-	-	-	-	-	-	-
[Concentrated]	X	X	-	X	X	1	2	1	-	-	-	-	-	-
Phosphate Esters [3 Molar]	X	X	-	2	2	X	1	2	1	-	-	-	-	-
Phosphate Esters [Dilute]	X	X	-	1	1	X	1	2	1	-	-	-	-	-
Phosphoric Acid	2	2	-	-	-	1	-	1	-	-	2	-	-	-
Phosphoric Acid [3 Molar]	X	X	-	-	-	1	-	1	-	-	-	-	-	-
Phosphoric Acid [Concentrated]	X	X	-	-	-	1	-	2	-	-	-	-	-	-
Phosphoric Acid [1%]	2	-	-	-	-	1	-	1	-	1	1	-	X	-
Phosphoric Acid [5%]	2	X	-	-	-	1	-	1	-	1	1	-	X	-
Phosphoric Acid [10%]	2	X	-	-	-	1	-	1	X	-	1	X	X	-
Phosphoric Acid [10% Hot]	2	X	-	-	-	1	-	-	X	-	1	X	X	-
Phosphoric Acid [50%]	2	2	2	1	1	X	1	X	1	X	2	1	X	2
Phosphoric Acid [50% Hot]	2	X	-	-	-	1	-	-	X	X	2	X	X	-
Phosphoric Acid [85%]	2	X	-	1	1	X	1	X	1	X	2	X	X	-
Phosphoric Acid [85% Hot]	2	X	-	-	-	1	-	-	X	X	X	X	X	-
Phosphoric Acid [Aerated]	-	-	-	-	-	1	-	-	X	-	2	-	-	-
Phosphoric Acid Air Free	-	-	-	-	-	1	-	1	X	-	-	X	-	-
Photographic Developers	1	1	-	-	-	1	-	-	X	1	1	-	-	-
Photographic, Emulsions	-	-	-	-	-	1	-	-	-	-	-	-	-	-
Photographic, Fixing Solutions	2	-	-	-	2	-	1	-	-	1	1	-	-	-
Phthalic Acid	-	-	-	-	-	-	-	-	2	2	1	2	-	-
Picric Acid	-	-	-	-	-	-	-	-	-	-	-	-	-	-
[Water Solution 100°F]	2	2	2	-	2	-	1	X	2	X	1	1	X	X
Pinene	X	2	-	2	-	-	1	-	-	1	1	1	1	1
Pine Oil	X	2	-	2	X	-	1	1	-	1	1	1	1	-
Piperazine Hydrochloride Solution [34%]	-	2	-	-	-	-	1	-	-	-	-	-	-	-
Pitch	2	1	-	-	2	2	1	1	x	-	-	-	-	-
Plating Solutions (Chrome)	X	X	-	-	-	X	1	X	-	X	X	-	-	-
Plating Solutions (Other)	-	1	-	-	-	-	1	-	-	-	-	-	-	-
Polyester Resin	-	-	-	-	-	-	-	2	-	-	-	-	-	-
Polyurethane Foam (Under 125°F)	-	-	-	-	-	1	-	-	-	-	-	-	-	-
Potassium Acetate	2	2	-	1	2	X	1	-	-	2	1	1	X	-
Potassium Bicarbonate	1	1	-	-	1	-	1	1	-	1	2	2	1	-
Potassium Bisulfite	-	1	-	-	-	-	1	1	-	-	-	-	-	-
Potassium Bromate	-	-	-	-	-	1	-	-	-	-	-	-	-	-
Potassium Bromide	1	1	-	-	1	2	1	1	-	X	X	2	X	-
Potassium Carbonate (Potash)	1	1	1	1	1	2	1	1	-	2	1	1	X	X
Potassium Chlorate	1	1	-	-	-	2	1	1	-	2	2	2	2	-
Potassium Chloride [1% To 5%]	1	1	-	1	-	2	1	1	1	1	2	2	X	X
Potassium Chloride [Boiling]	-	-	-	-	-	1	-	x	-	-	2	2	-	X
Potassium Cyanide	1	1	-	1	-	-	1	1	-	2	1	1	X	X
Potassium Dichromate	1	1	-	1	-	-	1	2	-	1	2	2	2	-
Potassium Ferrocyanide	-	-	-	-	-	1	-	-	-	2	1	1	2	-
Potassium Fluoride	-	-	-	-	-	1	-	-	-	-	-	-	-	-
Potassium Hydroxide	2	2	-	-	-	-	1	-	-	1	1	1	-	-
Potassium Hydroxide [5%]	1	1	-	-	-	-	1	1	1	2	2	2	X	X
Potassium Hydroxide [27% Boiling]	-	-	-	-	-	-	1	-	x	2	2	1	X	X

**Nitrile 150°F or less, no constant contact.

Chemical Name	Gates Hose Polymers							Couplings & Adapters						
	Trade Names													
	A	C	C ₂	J	M	U	T	Z	Carbon Steel	Stainless Steel 304	Stainless Steel 316	Aluminum	Brass	
Potassium Hydroxide [30%, Caustic Potash]	-	-	-	1	-	-	1	-	-	-	-	-	-	-
Potassium Hydroxide [50% Boiling]	-	-	-	-	-	-	1	-	x	2	2	2	X	X
Potassium Hydroxide [70%]	-	1	-	-	-	-	1	-	-	-	-	-	X	X
Potassium Hydroxide [70% Hot]	-	-	-	-	-	-	1	-	x	X	-	-	X	X
Potassium Iodide	1	1	-	-	1	-	1	1	-	1	2	2	-	-
Potassium Nitrate	1	1	-	1	-	1	1	1	-	1	1	2	2	2
Potassium Nitrate [1% To 5%]	1	1	-	-	-	-	1	-	-	1	1	1	1	2
Potassium Permanganate [50% Boiling]	1	2	-	-	-	-	1	2	-	1	2	2	2	-
Potassium Permanganate [5%]	1	1	-	-	-	-	1	1	-	1	1	1	1	-
Potassium Persulfate	-	-	-	-	-	-	1	-	-	-	-	-	-	-
Potassium Phosphate	1	-	-	-	1	-	1	-	-	X	2	2	X	-
Potassium Sulfate	1	1	-	1	-	1	1	1	-	1	2	2	1	-
Potassium Sulfate - 1% & 5%	1	1	-	-	-	-	1	1	1	1	1	1	1	X
Potassium Sulfide	1	1	-	-	-	-	1	-	-	2	2	2	-	-
Potassium Sulfite	1	1	-	1	-	-	1	-	-	1	1	1	1	-
Potassium Thiosulfate	1	-	-	-	1	-	1	-	-	-	-	-	-	-
Primatol A, S, P [Ag Spray]	-	-	-	-	-	1	-	-	-	-	-	-	-	-
Propane Gas	X	X	-	-	-	X	1	-	x	1	1	1	-	1
Propionic Acid	X	X	-	-	-	1	-	1	-	1	-	2	2	-
Propyl Acetate	X	X	-	2	-	-	1	-	-	1	1	-	-	-
Propyl Alcohol	1	1	2	1	-	X	1	1	1	1	1	1	-	2
Propylene [Liquid Or Gas, Ambient]	X	X	-	1	-	-	1	2	-	1	1	1	1	-
Propylene Dichloride	-	-	-	-	-	-	1	-	-	1	2	1	X	-
Propylene Glycol	1	1	-	1	1	1	1	2	1	1	1	1	-	-
Propylene Oxide	X	X	-	-	-	-	-	-	-	2	1	1	2	-
Purina Insecticide	X	X	-	-	-	-	1	2	-	1	1	1	1	2
Puropale RX Oils	-	1	-	-	2	1	1	-	-	1	1	1	1	1
Pyranol, Transformer Oil	2	1	-	-	-	-	1	-	-	1	1	1	1	-
Pydraul	X	X	-	-	-	-	1	-	-	-	-	-	-	-
Pydraul 10E, 29E-LT, 30E, 60, 65E, 115E	X	X	-	2	-	-	1	-	-	1	1	1	1	1
Pydraul 135	-	X	-	2	-	-	1	2	-	1	1	1	-	-
Pydraul 150	X	X	X	2	X	2	1	2	-	1	1	1	1	1
Pydraul 280	X	X	X	2	X	2	1	2	-	1	1	1	-	-
Pydraul 312	X	X	X	2	-	2	1	1	-	1	1	1	-	-
Pydraul 50E	-	-	-	2	-	2	1	1	-	1	1	1	-	-
Pydraul 540	X	X	X	2	X	X	1	X	-	1	1	1	-	-
Pydraul 625	X	X	X	2	X	2	1	2	-	1	1	1	-	-
Pydraul A-200	X	X	X	2	X	X	1	2	-	1	1	1	-	-
Pydraul F-9	X	X	X	2	X	2	1	1	-	1	1	1	-	-
Pyridine [50%]	X	X	-	-	X	1	1	-	-	1	1	1	1	1
Pyrogard 160, 230, 630	-	-	-	-	-	-	1	-	-	1	1	1	-	-
Pyrogard 51, 53, 55	-	X	-	-	-	-	1	-	-	1	1	1	-	-
Pyrogard C, D	-	1	-	-	-	-	2	1	1	-	1	1	1	1
Q														
Quench Oil	2	2	-	-	-	-	1	-	-	-	1	1	1	-
Quintolubric 822	2	1	-	-	-	-	1	-	-	-	1	1	1	1
R														
Ramrod (Ag Spray)	-	-	-	-	-	-	1	1	-	1	1	1	1	1
Rando Oils	-	1	-	-	-	-	2	1	1	-	1	1	1	1
Rape Seed Oil	2	X	-	-	X	-	1	2	1	1	1	1	1	1
Red Oil [Comm. Oleic Acid, MIL-H-5606]	2	2	2	1	2	-	1	1	2	2	2	1	1	2
Refined Wax (Petroleum)	2	1	2	-	-	-	2	1	1	-	1	1	1	-
Regal Oils R&O	-	1	-	-	-	-	2	1	1	-	1	1	1	1
Richfield Weed Killer	X	2	-	-	X	-	1	-	-	-	-	-	-	-

Chemical Resistance Table - Continued

HOSE
HOSE/CPLG. SELECTION
G8K COUPLINGS
GLOBALSPIRAL COUPLINGS
PCM / PCS FERRULES
MEGACRIMP COUPLINGS
STAINLESS STEEL
POWER CRIMP COUPLINGS
LOC, GL AND GLP COUPLINGS
POLARSEAL COUPLINGS
POLARSEAL II COUPLINGS
C14 COUPLINGS
PCTS THERMOPLASTIC COUPLINGS
FIELD ATTACHABLE G1 & G2 COUPLINGS
FIELD ATTACHABLE C5 & C5E COUPLINGS
SURELOK AIR BRAKE COUPLINGS
ADAPTERS
QUICK DISCONNECT COUPLERS
LIVE SWIVEL
BALL VALVES
ACCESSORIES
EQUIPMENT AND PARTS

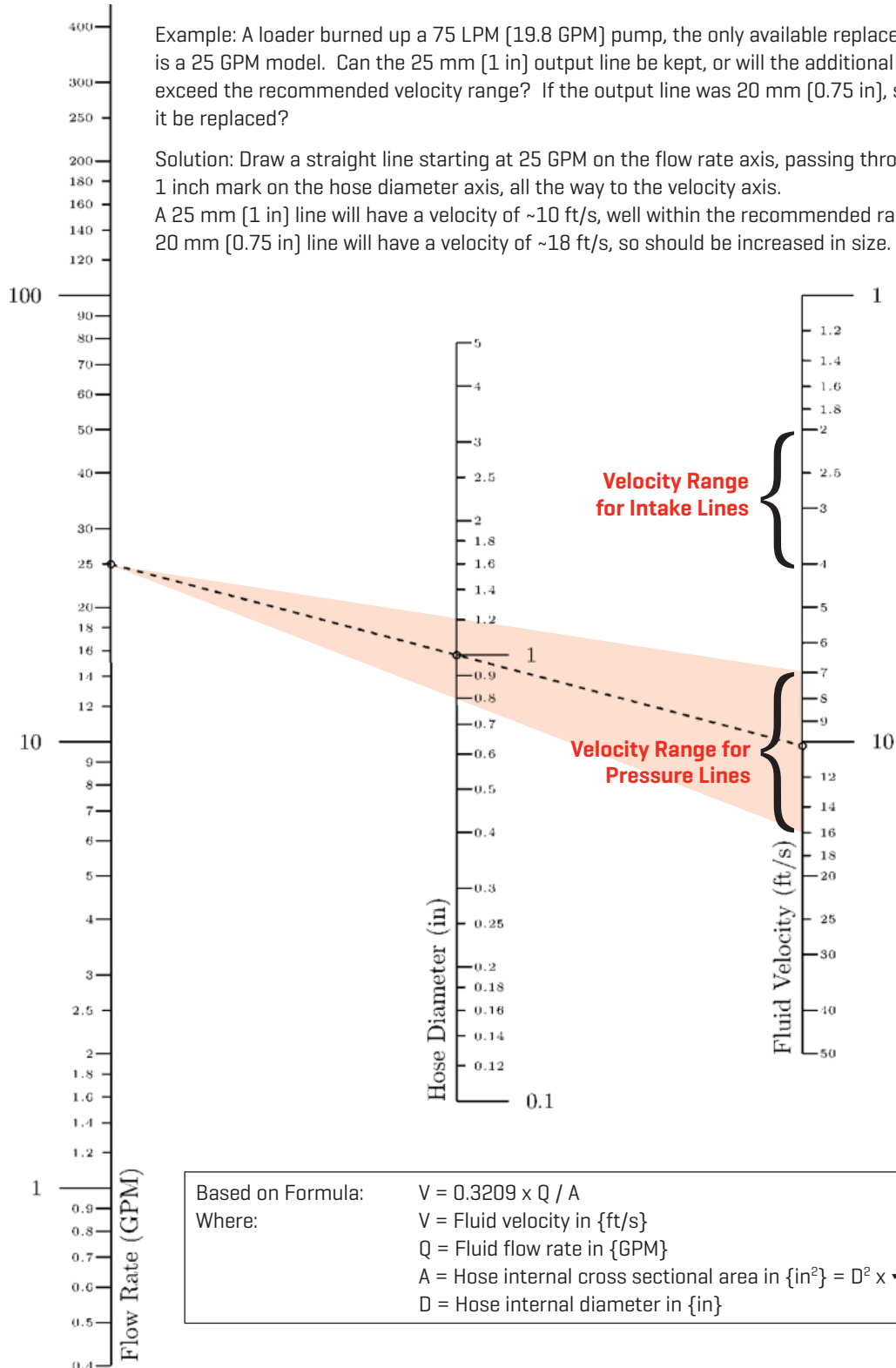
Rating Scale: 1 Excellent 2 Good resistance X Not recommended - Testing recommended [] Cover stock rating only; Rating for tube stock "X" * Use Gates fuel hose or contact Denver Product Application Department	Gates Hose Polymers							Couplings & Adapters					
	Trade Names												
	A	C	C ₂	J	M	U	T	Z					
	Polychloroprene	Nitrile	Nitrile/PVC	CPE	CSM	[Urethane]	PTFE	Nylon	MegaTuff	Carbon Steel	Stainless Steel 304	Stainless Steel 316	Aluminum
Chemical Name													
Sulfuric Acid, Air Free	-	-	-	-	-	-	-	1	X	X	2	X	-
No Velocity	-	-	-	-	-	-	-	1	X	X	2	X	-
Sulfuric Acid, Concentrated	X	X	-	-	-	-	-	1	-	1	1	-	-
Sulfuric Acid, Fuming, Oleum	X	-	-	-	-	-	-	1	-	2	1	1	2
Sulfuric Acid [10%]	1	2	2	1	1	-	1	X	X	-	X	2	X
Sulfuric Acid [30%]	1	-	-	1	1	-	1	X	1	X	X	2	X
Sulfuric Acid [50%]	2	X	X	1	1	-	1	X	1	X	X	2	X
Sulfuric Acid [75%]	X	X	X	-	2	-	1	X	1	X	X	2	X
Sulfuric Acid [93%]	X	X	X	-	X	-	1	X	1	2	X	2	X
Sulfuric Acid [98%]	X	X	X	X	X	-	1	X	1	2	X	2	X
Sulfurous Acid	2	2	-	-	-	-	1	X	1	X	X	2	2
Sulfurous Acid [10%]	-	X	-	1	1	-	1	-	-	X	2	1	X
Sulfurous Acid [75%]	X	X	X	1	1	-	1	X	1	X	X	2	X
Sun R&O Oils	-	1	-	-	-	2	1	1	-	1	1	1	1
SunSAFE (Fire Resist. Hydr. Fluid)	2	1	-	-	-	2	1	1	-	1	1	1	-
Suntac HPOils	-	1	-	-	-	2	1	1	-	1	1	-	-
Suntac WR Oils	-	1	-	-	-	2	1	1	-	1	1	-	-
Sunvis Oils 700, 800, 900	-	1	-	-	-	2	1	1	-	1	1	-	-
Super Hydraulic Oils (Conoco)	-	1	-	-	-	2	1	1	-	1	1	-	-
Sutan Plus, Herbicide	X	X	X	1	-	-	-	1	-	1	1	1	-
Sutazine Plus, Herbicide	X	X	-	1	-	-	-	1	-	X	1	1	-
Synthetic Oil (Citgo)	-	-	-	-	-	2	-	1	-	1	1	-	-
Syrup	2	1	2	-	-	-	1	1	-	1	1	1	-
T													
Tall Oil (Under 150°F)	2	2	2	-	X	-	-	1	-	2	X	2	X
Tallow	2	2	2	-	-	-	1	1	-	2	2	2	2
Tannic Acid [10%]	2	X	-	1	2	-	1	X	1	2	1	2	X
Tar And Tar Oil	2	-	-	-	-	2	1	1	-	1	1	1	2
Tar [Bituminous, Under 100°F]	2	2	2	X	-	-	-	1	-	1	1	1	2
Tartaric Acid	2	2	2	1	1	-	1	X	2	2	2	2	X
Tellus Oils	-	1	-	-	-	2	1	1	-	1	1	1	1
Tenol Oils	-	1	-	-	-	2	1	1	-	1	1	-	-
Tergitol	-	-	-	-	-	-	1	-	-	2	1	1	-
Terpineol	X	2	-	1	2	-	2	-	-	-	-	-	-
Terresstic	-	1	-	-	-	-	-	1	-	1	1	-	-
Tetraethyl Lead	2	2	-	-	-	-	1	-	-	-	-	-	-
Tetraethyl Lead Blend	X	2	-	-	-	-	-	-	-	-	-	-	-
Tetrahydrofuran (THF)	X	X	-	X	2	1	1	2	-	-	-	-	-
Tetralin	X	X	-	X	-	1	2	-	1	1	1	1	-
Thiopen	X	X	-	-	-	1	-	-	-	-	-	-	-
Titanium Tetrachloride	X	X	X	-	-	-	-	1	2	2	X	X	-
Toluene (Toluol)	X	X	X	X	X	-	1	1	2	1	1	1	1
Toluene Diisocyanate (Under 150°F)	X	-	-	-	-	-	1	1	1	1	-	-	-
Transformer Oil (Askarel Types)	X	X	X	1	X	-	1	2	1	1	1	1	-
Transformer Oil (Petroleum Type)	2	1	2	1	X	2	1	1	-	1	1	1	1
Transmission Fluid, Type A	2	1	2	1	2	-	1	2	-	1	1	1	1
Tributoxyethyl Phosphate	X	X	X	X	X	-	1	2	X	-	-	X	-
Tributyl Phosphate	X	X	X	2	X	-	1	-	X	-	-	X	-
Trichloroethylene	X	X	X	2	X	-	1	2	X	2	1	X	1
Trichloromonofluoroethane (Freon 17)	Use Freon Hose							1	1	1	X	-	
Trichlorotrifluoroethane (Freon 113)	Use Freon Hose							1	1	1	X	-	
Tricresyl Phosphate	X	X	X	1	X	-	1	1	X	2	2	X	-
Triethanolamine (TEA)	2	2	-	1	2	-	1	1	-	1	1	1	1
Tripolyphosphate (STPP)	X	1	-	-	-	-	1	-	-	2	1	X	-

**Nitrile 150°F or less, no constant contact.

Rating Scale: 1 Excellent 2 Good resistance X Not recommended - Testing recommended [] Cover stock rating only; Rating for tube stock "X" * Use Gates fuel hose or contact Denver Product Application Department	Gates Hose Polymers							Couplings & Adapters					
	Trade Names												
	A	C	C ₂	J	M	U	T	Z					
	Polychloroprene	Nitrile	Nitrile/PVC	CPE	CSM	[Urethane]	PTFE	Nylon	MegaTuff	Carbon Steel	Stainless Steel 304	Stainless Steel 316	Aluminum
Chemical Name													
Tung Oil	2	2	-	-	2	-	1	1	-	1	1	1	1
Turpentine	X	2	-	2	X	1	1	1	1	1	1	1	2
Type I Fuel (MIL-S-3136)													
ASTM Fuel A	2	1	-	-	-	-	1	-	-	1	1	1	-
Type II Fuel (MIL-S-3136)	X	2	-	-	-	-	1	-	-	1	1	1	-
Type III Fuel (MIL-S-3136)													
ASTM Fuel B	X	1	-	-	-	-	1	-	-	1	1	1	-
U													
Ucon Hydrolube Types 150CP, 200CP	-	1	-	-	-	2	1	1	-	1	1	1	1
Ucon Hydrolube Types 275CP, 300CP, 550CP	-	-	-	-	-	-	1	-	-	-	-	-	-
Ucon M1	-	1	-	-	-	2	1	1	-	1	1	1	1
Union ATF Dexron	-	1	-	-	-	2	1	1	-	1	1	-	-
Union ATF Type F	-	1	-	-	-	2	1	1	-	1	1	1	1
Union C-2 Fluid	-	1	-	-	-	2	1	1	-	1	1	1	-
Union C-POil	-	1	-	-	-	2	1	1	-	1	1	1	1
Union Hydraulic Oil AW	-	1	-	-	-	2	1	1	-	1	1	1	1
Union Hydraulic Tractor Fluid	-	1	-	-	-	2	1	1	-	1	1	1	1
Urea Solution	1	2	-	1	1	2	1	1	1	1	1	2	-
V													
Varnish	X	X	X	-	X	-	1	1	-	2	1	1	2
Vegetable Oils	2	1	2	1	-	2	1	1	1	1	1	1	2
Vegetable Oil [Hot]	-	-	-	-	-	-	1	1	-	2	2	2	2
Versilube	1	1	-	-	-	-	1	-	-	1	1	1	-
Versilube F-50, F-44	2	2	2	-	2	2	1	1	-	1	1	1	1
Vinegar	2	X	X	2	X	-	1	1	-	X	2	1	X
Vinyl Acetate	X	X	X	1	X	-	1	-	X	2	1	2	2
Vinyl Chloride (Chloroethylene, Monomer)	X	X	X	X	X	-	1	-	-	2	1	1	2
Vitrea Oils	X	X	X	-	-	2	1	1	-	1	1	-	-
W													
Water	1	1	1	1	1	1	1	1	1	2	1	1	1
Water, Acid Mine	2	X	-	-	-	-	1	1	-	X	2	2	X
Water, Brine	2	2	-	-	-	1	1	1	1	X	2	2	-
Water Deionized, (Deminerlized)	-	-	-	-	-	-	1	-	-	-	-	-	-
Water, Distilled	2	1	-	-	-	1	1	1	1	X	1	1	1
Water, Fresh	1	1	-	-	-	-	1	1	1	X	1	1	X
Water In Oil Emulsions	-	-	-	-	-	2	1	1	-	-	-	-	-
Water, Potable (FDA Tube Only)	Use FDAHose Only							-	-	-	-	-	-
Water, Salt White & Bagley No. 2190	2	1	-	-	-	-	1	1	-	X	2	2	X
Cutting Oil	2	1	-	-	-	-	1	-	-	-	-	-	-
Wines	2	1	1	1	1	1	-	1	1	2	2	2	1
Wood Oil	2	1	-	1	2	1	1	1	-	1	1	1	-
X													
Xylene	X	1	-	X	-	2	1	X	2	2	2	-	-
Z													
Zeric	-	1	-	-	-	2	1	2	1	-	-	-	-
Zinc Acetate	2	X	-	-	X	-	1	2	1	1	1	1	1
Zinc Chloride Solutions	1	1	1	1	1	1	-	1	1	X	2	1	X
Zinc Chromate	-	-	-	1	1	-	1	-	1	-	1	-	-
Zinc Hydrate	-	-	-	-	-	2	1	-	-	-	-	-	-
Zinc Sulfate Solutions	2	2	2	1	2	-	1	2	1	X	2	1	X

Nomographic Chart

FLOW CAPACITY OF HOSE ASSEMBLIES AT RECOMMENDED FLOW VELOCITIES



HOSE

HOSE/CPLG.
SELECTION

G8K COUPLINGS

GLOBALSPIRAL
COUPLINGS

PCM / PCS
FERRULES

MEGACRIMP
COUPLINGS

STAINLESS
STEEL

POWER CRIMP
COUPLINGS

LOC. GL AND GLP
COUPLINGS

POLARSEAL
COUPLINGS

POLARSEAL II
COUPLINGS

C14 COUPLINGS

PCTS
THERMOPLASTIC
COUPLINGS

FIELD
ATTACHABLE G1
& G2 COUPLINGS

FIELD
ATTACHABLE C5
& C5E
COUPLINGS

SURELOK AIR
BRAKE
COUPLINGS

ADAPTERS

QUICK
DISCONNECT
COUPLERS

LIVE SWIVEL

BALL VALVES

ACCESSORIES

EQUIPMENT AND
PARTS

Properties of C14 PTFE Tube

HOSE		
HOSE/CPLG. SELECTION	Tensile Strength, 73°F [23°C]	1500-3000 Lb./Sq. In.
G8K COUPLINGS	Elongation, 73°F [23°C]	100-200%
GLOBALSPIRAL COUPLINGS	Stiffness, 73°F [23°C]	60,000 Lb./Sq. In.
PCM / PCS FERRULES	Impact Strength @70°F [21°C]	2.0 Ft.-Lb./In.
MEGACRIMP COUPLINGS	@73°F [23°C]	3.5 Ft.-Lb./In.
STAINLESS STEEL	@170°F [77°C]	6.0 Ft.-Lb./In.
POWER CRIMP COUPLINGS	Hardness, Durometer	D55-D70 Shore D
LOC, GL AND GLP COUPLINGS	Compressive Stress at	
POLARSEAL COUPLINGS	1% Deformation @73°F [23°C]	600 Lb./Sq. In.
POLARSEAL II COUPLINGS	1% Offset @73°F [23°C]	1000 Lb./Sq. In.
C14 COUPLINGS	Deformation Under Load, 24 Hrs. @ 122°F [50°C]	
PCTS THERMOPLASTIC COUPLINGS	1200 Lb./Sq. In.	4-8%
FIELD ATTACHABLE G1 & G2 COUPLINGS	2000 Lb./Sq. In.	25%
FIELD ATTACHABLE C5 & C5E COUPLINGS	Heat-Distortion Temperature @66 Lb./Sq. In.	250°F [121°C]
SURELOK AIR BRAKE COUPLINGS	Coefficient of Linear Thermal Expansion per °F; 77-140°F [25-60°C]	5.5 x 10 ⁻⁵
ADAPTERS	Thermal Conductivity 0.18 In.	1.7 B.T.U./Hr./Sq.Ft./°F/In.
QUICK DISCONNECT COUPLERS	Specific Heat	0.25 B.T.U./Lb./°F
LIVE SWIVEL	Water Absorption	0.0%
BALL VALVES	Flammability	Nonflammable
ACCESSORIES	Specific Gravity	2.1-2.3
EQUIPMENT AND PARTS		

Electrostatic Discharge

Most applications of PTFE hose do not require the use of a conductive inner tube. Under certain applications, the potential for Static Discharge must be considered. Be aware that static electricity can be a hazard. Under those conditions where static discharge can occur, the use of conductive Gates C14CT hose is recommended. The following should serve to increase your knowledge and understanding of this phenomenon and how to avoid its occurrence:

When two different materials contact each other, electrons from one material can move across its boundary and associate with the other. These electrons align themselves with the material contacted. If the two materials are good conductors of electricity, the positive and negative electrons flow back and forth between them, keeping them in balance. If one or both are insulators, the flow will not occur. A charge will then build up on the surface of one of the materials. When the charge exceeds the electric strength of the material, electric breakdown results.

In applying this to PTFE hose, we have to consider fluids and gases that are poor conductors of electricity and the flow rates of those fluids and gases. In order for a liquid or gas to be a poor electrical conductor, it will generally satisfy one or both of the following conditions:

1. Be nonpolar; that is, an imbalance between protons and electrons, and/or
2. Contain a nonmixable component or a suspended solid; such as water in kerosene.

So when a liquid contacts a PTFE tube that isn't a good conductor (white PTFE innercore), the result is phase separation and the electric charge starts to build. The rate at which static electricity builds up now becomes a function of the fluid flow rate. When the electric strength of the PTFE tube is exceeded, the electric charge will puncture the tube wall and ground itself on the stainless steel braid of the hose.

In hydraulics, high pressures generally mean high velocities. Historically, fluids were filtered upstream of the hose using metallic filter elements. The metallic element helped to ground the charge. But, today, most filtration is done with paper-type and glass-fiber filter elements that have a tendency to inject an electrostatic charge into the fluid they are filtering.

Steam and fuels are two specific areas of concern. No hose in this catalog can or should be used in steam applications. Contact Gates Product Application for proper hose recommendation.

Fuels (i.e. gasoline and white spirits, hydrazine, benzene, diesel oils, etc.) are, for the most part, "nonconductive" liquids. These fluids usually are transferred at fairly low velocities, but there still is a potential for an electrostatic discharge due to external factors, such as humidity and, to some extent, temperature. You should take all of these factors into account even at fluid velocities at or below 1 meter per second.

When using PTFE hose, you can offset the potential hazard of electrostatic discharge by using a conductive Gates C14CT hose. Carbon is added to the PTFE inner tube wall during manufacture. The carbon layer directs the electrostatic charge down the inner diameter of the hose to the metal end fittings. This prevents the charge from building up on the inner tube wall.

So, it's important to examine any application where nonconductive fluids are used and any of the above conditions exist. This section is not meant to cover all conditions or situations when they involve fuels, steam or other media which may cause electrostatic buildup or potential discharge. If you need help on any individual application, contact Hose/Connector Product Application, Denver.

Following is a list of some of the chemicals that meet at least one of the criteria necessary to create electrostatic discharge:

- | | |
|----------------------|---------------------|
| > Cyclohexane | > Lacquer Solvents |
| > Decalin | > Naphtha |
| > Diacetone | > Naphthalene |
| > Dibutyl Ether | > Octane |
| > Dibutyl Phthalate | > Paint |
| > Dibutyl Sebacate | > Petroleum |
| > Dimethyl Phthalate | > Pinene |
| > Dioctyl Phthalate | > Silicone Oils |
| > Dipentene | > Skydrol 500 & 700 |
| > Fuel Oil | > Steam |
| > Gasoline | > Toluene |
| > Hexane | > Transformer Oil |
| > Hexene | > Turpentine |
| > Hydrazine | > Varnish |
| > Kerosene | > Versilube |
| > Lacquers | |

General Industry Practice has identified the above fluids as requiring a conductive hose—Gates C14CT.

HOSE
HOSE/CPLG. SELECTION
G8K COUPLINGS
GLOBALSPIRAL COUPLINGS
PCM / PCS FERRULES
MEGACRIMP COUPLINGS
STAINLESS STEEL
POWER CRIMP COUPLINGS
LOC. GL AND GLP COUPLINGS
POLARSEAL COUPLINGS
POLARSEAL II COUPLINGS
C14 COUPLINGS
PCTS THERMOPLASTIC COUPLINGS
FIELD ATTACHABLE G1 & G2 COUPLINGS
FIELD ATTACHABLE C5 & C5E COUPLINGS
SURELOK AIR BRAKE COUPLINGS
ADAPTERS
QUICK DISCONNECT COUPLERS
LIVE SWIVEL
BALL VALVES
ACCESSORIES
EQUIPMENT AND PARTS

Effusion/Corrosion for PTFE Hose and Hose Assemblies

HOSE
HOSE/CPLG. SELECTION
G8K COUPLINGS
GLOBALSPIRAL COUPLINGS
PCM / PCS FERRULES
MEGACRIMP COUPLINGS
STAINLESS STEEL
POWER CRIMP COUPLINGS
LOC, GL AND GLP COUPLINGS
POLARSEAL COUPLINGS
POLARSEAL II COUPLINGS
C14 COUPLINGS
PCTS THERMOPLASTIC COUPLINGS
FIELD ATTACHABLE G1 & G2 COUPLINGS
FIELD ATTACHABLE C5 & C5E COUPLINGS
SURELOK AIR BRAKE COUPLINGS
ADAPTERS
QUICK DISCONNECT COUPLERS
LIVE SWIVEL
BALL VALVES
ACCESSORIES
EQUIPMENT AND PARTS

WHAT IS EFFUSION?

It is the process where chemical molecules move through the PTFE wall and escape from a hose or hose assembly. It is sometimes called permeation. The rate at which effusion occurs depends upon temperature, pressure, wall thickness and the hose material.

The fact that effusion occurs isn't the problem. This process will happen with most all media in most hose material.

The basic issues are:

1. At what rate will effusion occur?
2. How hazardous are the media?
3. In what kind of environment does effusion take place; closed room, outside, etc.?

GENERAL MEDIA CONCERNS REGARDING THE POTENTIAL EFFECTS OF EFFUSION:

> Media where corrosion is not of concern, but effusion may displace the air we breathe, thus becoming a hazard to personnel.

Some of the chemicals in this category are:

- > Carbon Dioxide
- > Neon
- > Nitrogen
- > Argon
- > Steam
- > Xenon
- > Oxygen
- > Krypton
- > Helium

> Media that can effuse in their "vapor phase"; i.e., their boiling point is below approximately +125°F (+52°C) at atmospheric pressure. These media can form chemicals that can corrode the braid and/or cause injury to personnel.

Some of these include:

- > Acetaldehyde [Flammable, Toxic]
- > Benzene [Flammable, Toxic]
- > Liquid Butane [Flammable]
- > Carbon Disulfide [Flammable, Toxic]
- > Diethyl Ether [Flammable, Narcotic]
- > Ethyl Mercaptan [Flammable, Toxic]
- > Hydrochloric Acid [Corrosive, Toxic]
- > Lacquer Solvents [Flammable]
- > Methyl Bromide [Flammable, Toxic, Corrosive]

- > Methylene Chloride [Toxic]
- > Methyl Formate [Flammable, toxic]
- > Liquid Propane [Flammable]
- > Sulphur Trioxide [Corrosive, toxic]
- > Liquid Chlorine [Corrosive, toxic]

> Media with the potential to effuse and cause corrosion of the braid reinforcement and fitting materials. These chemicals are all gases while at atmospheric pressure and a temperature of +56°F (+13°C) or lower.

Some of these chemicals are:

- > Acetylene [Flammable]
- > Butadiene [Flammable]
- > Butane Gas [Flammable]
- > Carbon Monoxide [Toxic, Flammable]
- > Chlorine [Toxic, Corrosive]
- > Chlorine Trifluoride [Toxic, Corrosive]
- > Ethyl Chloride [Toxic, Corrosive]
- > Hydrogen [Flammable]
- > Hydrogen Chloride [Corrosive, Toxic]
- > Hydrogen Sulfide [Flammable, Toxic]
- > Hydrocyanic Acid [Flammable, Toxic]
- > Hydrogen Cyanide [Flammable, Toxic]
- > Coke Oven Gas [Flammable, Toxic]
- > Natural Gas [Flammable, Toxic]
- > Propane Gas [Flammable]
- > Sulfur Dioxide [Corrosive]
- > Vinyl Chloride Monomer [Toxic, Corrosive]

It is important that hose assemblies used in these applications are installed in well-vented areas to avoid potential problems for personnel and/or equipment.

Hydraulic System Pressure Drop

WHAT IS PRESSURE DROP?

Friction is defined as the resistance an object encounters in moving over another. Solids, liquids, and gases all exhibit friction in their motion. In hose and piping systems the result of this friction is pressure drop and heat generation that may be accurately estimated with engineering models.

WHY DOES PRESSURE DROP MATTER?

If there is excessive pressure drop in a system pumps, will have to work harder, use more energy, and the working fluid will increase in temperature. Depending on the source of the additional pressure loss it could: raise the whole system pressure, increasing wear and introducing potentially dangers over pressure conditions; render some tools or equipment functions inoperable, because of inadequate operation pressure; or create damaging cavitation and loss of net positive suction head [NPSH].

WHAT AFFECTS PRESSURE DROP?

The factors which contribute pressure loss may be broken down into two general categories: mechanical components and fluid properties. Mechanical components such as valves, flow meters, quick disconnects, adapters, couplings, tubing, hose, etc., all contribute to pressure loss. The amount of pressure loss in mechanical components is impacted by criteria such as cross sectional area, internal surface roughness, length, bends, and geometric complexity. Fluid properties such as density, viscosity, heat capacity and bulk modulus will also contribute to pressure loss. Fluid properties are impacted by temperature, pressure, contamination, air entrainment, and time.

While all of these components contribute to pressure loss, fluid velocity has the most impact. Fluid velocity is a direct product of flow rate and cross sectional area.

WHAT CAN BE DONE TO REDUCE PRESSURE DROP?

- > Check system pressure drop when non-identical replacement parts are required or there is ongoing system problems.
- > Use straight adapters and bent couplings whenever possible.
- > Replace worn parts and old fluids.
- > Lower the fluid velocity.

HOW CAN I CALCULATE PRESSURE DROP FOR A HOSE ASSEMBLY?

With some basic system information reliable pressure drop approximations may be readily calculated. First determine the applicable mechanical components and fluid for the analysis [doing 1 hose assembly at a time is recommended], then enter those values into the Gates online pressure drop calculator. Hose assembly information: Inside Diameter, Length, Couplings, Adapters

Fluid information: Density, Viscosity, and Heat Capacity [these may be estimated with fluid type and temperature]

Go to <http://www.gates.com/pressuredrop> to calculate the pressure loss from the system information.

HOSE
HOSE/CPLG. SELECTION
G8K COUPLINGS
GLOBAL SPIRAL COUPLINGS
PCM / PCS FERRULES
MEGACRIMP COUPLINGS
STAINLESS STEEL
POWER CRIMP COUPLINGS
LOC. GL AND GLP COUPLINGS
POLARSEAL COUPLINGS
POLARSEAL II COUPLINGS
C14 COUPLINGS
PCTS THERMOPLASTIC COUPLINGS
FIELD ATTACHABLE G1 & G2 COUPLINGS
FIELD ATTACHABLE C5 & C5E COUPLINGS
SURELOK AIR BRAKE COUPLINGS
ADAPTERS
QUICK DISCONNECT COUPLERS
LIVE SWIVEL
BALL VALVES
ACCESSORIES
EQUIPMENT AND PARTS

Fahrenheit-Celsius Conversion

HOSE

HOSE/CPLG.
SELECTION

Look up a temperature reading in the middle column [shaded]. If it's in degrees Centigrade, read the Fahrenheit equivalent in the right-hand column. If it's in degrees Fahrenheit, read the Centigrade equivalent in the left-hand column.

G8K COUPLINGS

GLOBALSPIRAL
COUPLINGS

PCM / PCS
FERRULES

MEGACRIMP
COUPLINGS

STAINLESS
STEEL

POWER CRIMP
COUPLINGS

LOC, GL AND GLP
COUPLINGS

POLARSEAL
COUPLINGS

POLARSEAL II
COUPLINGS

C14 COUPLINGS

PCTS
THERMOPLASTIC
COUPLINGS

FIELD
ATTACHABLE G1
& G2 COUPLINGS

FIELD
ATTACHABLE C5
& C5E
COUPLINGS

SURELOK AIR
BRAKE
COUPLINGS

ADAPTERS

QUICK
DISCONNECT
COUPLERS

LIVE SWIVEL

BALL VALVES

ACCESSORIES

EQUIPMENT AND
PARTS

C	F/C	F
-68	-90	-130
-62	-80	-112
-57	-70	-94
-51	-60	-76
-46	-50	-58
-40	-40	-40
-34	-30	-22
-29	-20	-4
-23	-10	14
-17.8	0	32
-17.2	1	33.8
-16.7	2	35.6
-16.1	3	37.4
-15.6	4	39.2
-15.0	5	41.0
-14.4	6	42.8
-13.9	7	44.6
-13.3	8	46.4
-12.8	9	48.2
-12.2	10	50.0
-11.7	11	51.8
-11.1	12	53.6
-10.6	13	55.4
-10.0	14	57.2
-9.4	15	59.0
-8.9	16	60.8
-8.3	17	62.6
-7.8	18	64.4
-7.2	19	66.2
-6.7	20	68.0
-6.1	21	69.8
-5.6	22	71.6
-5.0	23	73.4
-4.4	24	75.2
-3.9	25	77.0
-3.3	26	78.8
-2.8	27	80.6
-2.2	28	82.4
-1.7	29	84.2
-1.1	30	86.0
-6	31	87.8
0	32	89.6
.6	33	91.4
1.1	34	93.2
1.7	35	95.0
2.2	36	96.8
2.8	37	98.6
3.3	38	100.4
3.9	39	102.2
4.4	40	104.0

C	F/C	F
5.0	41	105.8
5.6	42	107.6
6.1	43	109.4
6.7	44	111.2
7.2	45	113.0
7.8	46	114.8
8.3	47	116.6
8.9	48	118.4
9.4	49	120.2
10.0	50	122.0
10.6	51	123.8
11.1	52	125.6
11.7	53	127.4
12.2	54	129.2
12.8	55	131.0
13.3	56	132.8
13.9	57	134.6
14.4	58	136.4
15.0	59	138.2
15.6	60	140.0
16.1	61	141.8
16.7	62	143.6
17.2	63	145.4
17.8	64	147.2
18.3	65	149.0
18.9	66	150.8
19.4	67	152.6
20.0	68	154.4
20.6	69	156.2
21.1	70	158.0
21.7	71	159.8
22.2	72	161.6
22.8	73	163.4
23.3	74	165.2
23.9	75	167.0
24.4	76	168.8
25.0	77	170.6
25.6	78	172.4
26.1	79	174.2
26.7	80	176.0
27.2	81	177.8
27.8	82	179.6
28.3	83	181.4
28.9	84	183.2
29.4	85	185.0
30.0	86	186.8
30.6	87	188.6
31.1	88	190.4
31.7	89	192.2
32.2	90	194.0
32.8	91	195.8

C	F/C	F
33.3	92	197.6
33.9	93	199.4
34.4	94	201.2
35.0	95	203.0
35.6	96	204.8
36.1	97	206.6
36.7	98	208.4
37.2	99	210.2
37.8	100	212.0
43	110	230
49	120	248
54	130	266
60	140	284
66	150	302
71	160	320
77	170	338
82	180	356
88	190	374
93	200	392
99	210	410
100	212	413.6
104	220	428
110	230	446
116	240	464
121	250	482
127	260	500
132	270	518
138	280	536
143	290	554
149	300	572
154	310	590
160	320	608
166	330	626
170	338	640
171	340	644
177	350	662
182	360	680
186	366	691
188	370	698
193	380	716
198	388	730
199	390	734
204	400	752
208	406	763
210	410	770
216	420	788
221	430	806
227	440	824
232	450	842

Conversions

PRESSURE CONVERSIONS

Metric to PSI [1 kPa = .145 psi]

Kilo Pascals [kPa]	Mega Pascals [MPa]	Bar [Bar]	Pounds per Square Inch [psi]
100	0.1	1	14.5
200	0.2	2	29.0
300	0.3	3	43.5
400	0.4	4	58.0
500	0.5	5	72.5
600	0.6	6	87.0
700	0.7	7	101.5
800	0.8	8	116.0
900	0.9	9	130.5
1,000	1.0	10	145.0
2,000	2.0	20	290.1
3,000	3.0	30	435.1
4,000	4.0	40	580.2
5,000	5.0	50	725.2
6,000	6.0	60	870.2
7,000	7.0	70	1,015.3
8,000	8.0	80	1,160.3
9,000	9.0	90	1,305.3
10,000	10	100	1,450
20,000	20	200	2,901
30,000	30	300	4,351
40,000	40	400	5,802
50,000	50	500	7,252
60,000	60	600	8,702
70,000	70	700	10,153
80,000	80	800	11,603
90,000	90	900	13,053
100,000	100	1000	14,504
200,000	200	2000	29,008
300,000	300	3000	43,511

PSI to Metric [1 psi = 6.89 kPa]

Pounds per Square Inch [psi]	Kilo Pascals [kPa]	Mega Pascals [MPa]	Bar [Bar]
10	68.9	0.07	0.7
20	137.9	0.14	1.4
30	206.8	0.21	2.1
40	275.8	0.28	2.8
50	344.7	0.34	3.4
60	413.7	0.41	4.1
70	482.6	0.48	4.8
80	551.6	0.55	5.5
90	620.5	0.62	6.2
100	689	0.7	6.9
200	1,379	1.4	13.8
300	2,068	2.1	20.7
400	2,758	2.8	27.6
500	3,447	3.4	34.5
600	4,137	4.1	41.4
700	4,826	4.8	48.3
800	5,516	5.5	55.2
900	6,205	6.2	62.1
1,000	6,895	6.9	68.9
2,000	13,790	13.8	137.9
3,000	20,684	20.7	206.8
4,000	27,579	27.6	275.8
5,000	34,474	34.5	344.7
6,000	41,369	41.4	413.7
7,000	48,263	48.3	482.6
8,000	55,158	55.2	551.6
9,000	62,053	62.1	620.5
10,000	68,948	68.9	689
20,000	137,895	137.9	1,379
30,000	206,843	206.8	2,068
40,000	275,790	275.8	2,758

EXAMPLES

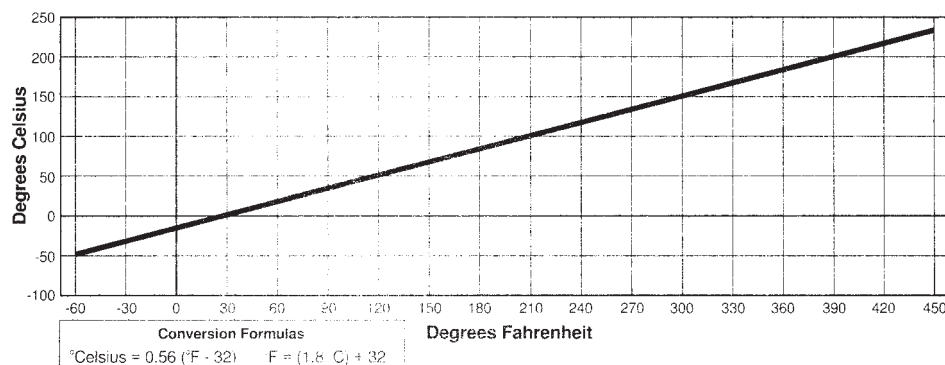
(A) Convert 3,429 psi to the equivalent pressure in Bar.

3,000 psi	=	206.8 Bar
+	400 psi	= 27.6 Bar
+	20 psi	= 1.4 Bar
+	9 psi	= .62 Bar
<hr/>		
3429 psi	=	236.42 Bar

(B) Convert 3,429 psi to the equivalent pressure in MPa.

3,000 psi	=	20.680 MPa
+	400 psi	= 2.760 MPa
+	20 psi	= .140 MPa
+	9 psi	= .062 MPa
<hr/>		
3,429 psi	=	23.642 MPa

FAHRENHEIT-CELSIUS CONVERSION



HOSE

HOSE/CPLG.
SELECTION

G8K COUPLINGS

GLOBAL SPIRAL
COUPLINGS

PCM / PCS
FERRULES

MEGACRIMP
COUPLINGS

STAINLESS
STEEL

POWER CRIMP
COUPLINGS

LOC. GL AND GLP
COUPLINGS

POLARSEAL
COUPLINGS

POLARSEAL II
COUPLINGS

C14 COUPLINGS

PCTS
THERMOPLASTIC
COUPLINGS

FIELD
ATTACHABLE G1
& G2 COUPLINGS

FIELD
ATTACHABLE C5
& C5E
COUPLINGS

SURELOK AIR
BRAKE
COUPLINGS

ADAPTERS

QUICK
DISCONNECT
COUPLERS

LIVE SWIVEL

BALL VALVES

ACCESSORIES

EQUIPMENT AND
PARTS

Conversions - Continued

DECIMAL AND MILLIMETER FRACTION EQUIVALENTS

HOSE
HOSE/CPLG. SELECTION
G8K COUPLINGS
GLOBALSPIRAL COUPLINGS
PCM / PCS FERRULES
MEGACRIMP COUPLINGS
STAINLESS STEEL
POWER CRIMP COUPLINGS
LOC, GL AND GLP COUPLINGS
POLARSEAL COUPLINGS
POLARSEAL II COUPLINGS
C14 COUPLINGS
PCTS THERMOPLASTIC COUPLINGS
FIELD ATTACHABLE G1 & G2 COUPLINGS
FIELD ATTACHABLE C5 & C5E COUPLINGS
SURELOK AIR BRAKE COUPLINGS
ADAPTERS
QUICK DISCONNECT COUPLERS
LIVE SWIVEL
BALL VALVES
ACCESSORIES
EQUIPMENT AND PARTS

	Inches			Inches			Inches		
	Fractions	Decimals	Millimeters	Fractions	Decimals	Millimeters	Fractions	Decimals	Millimeters
	1/64	.015625	.397	23/64	.359375	9.128	11/16	.6875	17.463
	1/32	.03125	.794	3/8	.375	9.525	45/64	.703125	17.859
	3/64	.046875	1.191	25/64	.390625	9.922	23/32	.71875	18.256
	1/16	.0625	1.588	13/32	.40625	10.319	47/64	.734375	18.653
	5/64	.078125	1.984	27/64	.421875	10.716	3/4	.750	19.050
	3/32	.09375	2.381	7/16	.4375	11.113	49/64	.765625	19.447
	7/64	.109375	2.778	29/64	.453125	11.509	25/32	.78125	19.844
	1/8	.125	3.175	15/32	.46875	11.906	51/64	.796875	20.241
	9/64	.140625	3.572	31/64	.484375	12.303	13/16	.8125	20.638
	5/32	.15625	3.969	1/2	.500	12.700	53/64	.828125	21.034
	11/64	.171875	4.366	33/64	.515625	13.097	27/32	.84375	21.431
	3/16	.1875	4.763	17/32	.53125	13.494	55/64	.859375	21.828
	13/64	.203125	5.159	35/64	.546875	13.891	7/8	.875	22.225
	7/32	.21875	5.556	9/16	.5625	14.288	57/64	.890625	22.622
	15/64	.234375	5.953	37/64	.578125	14.684	29/32	.90625	23.019
	1/4	.250	6.350	19/32	.59375	15.081	59/64	.921875	23.416
	17/64	.265625	6.747	39/64	.609375	15.478	15/16	.9375	23.813
	9/32	.28125	7.144	5/8	.625	15.875	61/64	.953125	24.209
	19/64	.296875	7.541	41/64	.640625	16.272	31/32	.96875	24.606
	5/16	.3125	7.938	21/32	.65625	16.669	63/64	.984375	25.003
							1	1.000	25.400

METRIC (SI) — U.S. UNITS FOR FLUID POWER USE

[The following conversions are based on information taken from ASTM, American Society for Testing and Materials, Handbook E380-72.]

Quantity	Customary U.S. Unit	SI Unit	Conversion from U.S. to SI Units	Conversion from SI to U.S. Units
Area	Square Inch [in ²]	Square Metre [m ²]	[in ²] x [6.4516 x 10 ⁻⁴] = [m ²]	[m ²] x 1550.003 = [in ²]
Force	Pound [lb _f]	Newton [N]	[lb _f] x 4.4482 = [N]	[N] x [2.2481 x 10 ⁻¹] = [lb _f]
Frequency	Cycles/Second [cps]	Hertz [H _z]	1 [cps] = 1[H _z]	1[Hz] = 1[cps]
Length	Inch [in]	Metre [m]	[in] x [2.540 x 10 ⁻²] = [m]	[m] x 39.370 = [in]
Mass	Pound [lb _m]	Kilogram [kg]	[lb _m] x .4536 = [kg]	[kg] x 2.2046 = [lb _m]
Power	Electric Horsepower [HP]	Watt [W]	[HP] x [7.460 x 10 ²] = [W]	[W] x [1.3405 x 10 ⁻³] = [HP]
	Pounds/Sq In [psi]	Newtons/Sq Metre [N/m ²]	[psi] x [6.8948 x 10 ³] = [N/m ²]	[N/m ²] x [1.4504 x 10 ⁻⁴] = [psi]
Pressure			[Non-Preferred Conversions]	
	[psi]	Mega Pascal [MPa]	[psi]/145 = MPa	[MPa] x 145 = [psi]
	[psi]	Bar [Bar]	psi/14.5 = Bar	[Bar] x [1.4504 x 10 ¹] = [psi]
	[Bar]	[N/m ²]	[Bar] x 100,000 = [N/m ²]	[N/m ²] x [1.00 x 10 ⁻⁵] = [Bar]
Temperature	Degrees Fahrenheit [°F]	Degrees Celsius [°C]	[°Celsius] = 0.556[°F-32]	[1.8°C] + 32 = °F
Torque	Pound-Inch [lb _f -in]	Newton-Metres [N-m]	[lb _f -in] x [1.1298 x 10 ⁻¹] = [N-m]	[N-m] x 8.8507 = [lb _f -in]
	US Gallon [Gal]	Cubic Metre [m ³]	[Gal] x [3.7854 x 10 ⁻³] = [m ³]	[m ³] x [2.6417 x 10 ²] = [Gal]
Volume			[Non-Preferred Conversions]	
		Litre [l]	[Gal] x 3.7854 = [l]	[l] x [2.6417 x 10 ⁻¹] = [Gal]
Work	Foot-Pound [ft-lb _f]	Joule [J]	[ft-lb _f] x 1.3558 = [J]	[J] x [7.3756 x 10 ⁻¹] = [ft-lb _f]

Tightening and Torque Recommendations for Hydraulic Couplings

1. Determine the correct torque value for your coupling using the manufacturers' recommendations. The minimum torque values are adequate for sealing in most applications; never exceed the maximum torque recommendations. Only use manufacturer specified torque values; do not use SAE recommendations.
2. Calculated the correct torque wrench setting. Wrench Setting = Desired Torque * L / LA [see Figure 1]
3. Ensure that the seal face and threads are clean and in good condition. O-rings should be lubricated with light oil, but threads should be completely dry unless making a tapered pipe thread connection [interference seal].
4. If the assembly has a male connector on one end, install the male connector first.
5. Hand tighten the connection by bringing seal face in contact and rotating the nut by hand until it stops, approximately 0.3-1 ft-lb.
6. Mark the coupling nut and backup hex with a line for flats method of torque verification.
7. Apply a wrench to the backup hex to prevent the coupling and hose from moving while tightening the nut with a torque wrench. Failure to retain the backup hex during installation can cause hose twisting and will result in additional clamp load force that can cause seal face damage.
8. While keeping the backup hex secure apply the torque wrench to the fitting nut and pull until the proper torque is achieved. The coupling nut must be in motion when the final torque is achieved, otherwise the nut must be loosened and retightened until the torque is attained while the nut is in motion.
9. If a torque wrench cannot fit into the coupling area or if it is unavailable, flats method may be used to ensure that JIC couplings are properly tightened, as shown in figure 2. Checking flats is also a good method of ensuring that critical connections have been properly tightened.

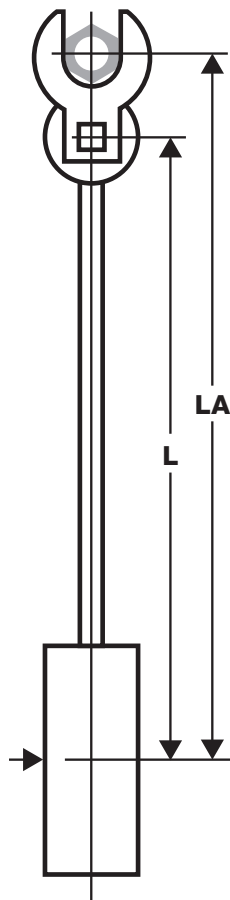


Figure 1 - Torque wrench adjustment when using a crowfoot wrench. Torque Wrench Setting = Desired Torque * L / LA

Once hand tight, mark a straight line between the backup hex, nut, and adapter hex.

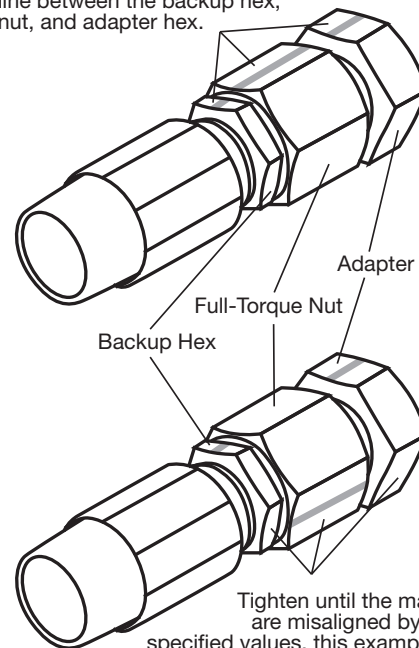


Figure 2 - Flats method of verifying coupling torque.

HOSE
HOSE/CPLG. SELECTION
G8K COUPLINGS
GLOBALSPIRAL COUPLINGS
PCM / PCS FERRULES
MEGACRIMP COUPLINGS
STAINLESS STEEL
POWER CRIMP COUPLINGS
LOC. GL AND GLP COUPLINGS
POLARSEAL COUPLINGS
POLARSEAL II COUPLINGS
C14 COUPLINGS
PCTS THERMOPLASTIC COUPLINGS
FIELD ATTACHABLE G1 & G2 COUPLINGS
FIELD ATTACHABLE C5 & C5E COUPLINGS
SURELOK AIR BRAKE COUPLINGS
ADAPTERS
QUICK DISCONNECT COUPLERS
LIVE SWIVEL
BALL VALVES
ACCESSORIES
EQUIPMENT AND PARTS

Coupling and Adapter Installation Torque Recommendations

HOSE
HOSE/CPLG. SELECTION
G8K COUPLINGS
GLOBALSPIRAL COUPLINGS
PCM / PCS FERRULES
MEGACRIMP COUPLINGS
STAINLESS STEEL
POWER CRIMP COUPLINGS
LOC, GL AND GLP COUPLINGS
POLARSEAL COUPLINGS
POLARSEAL II COUPLINGS
C14 COUPLINGS
PCTS THERMOPLASTIC COUPLINGS
FIELD ATTACHABLE G1 & G2 COUPLINGS
FIELD ATTACHABLE C5 & C5E COUPLINGS
SURELOK AIR BRAKE COUPLINGS
ADAPTERS
QUICK DISCONNECT COUPLERS
LIVE SWIVEL
BALL VALVES
ACCESSORIES
EQUIPMENT AND PARTS

JIC, SAE 45°, ORFS, O-RING BOSS, GATES ADAPTERLESS, & MEGASEAL®

Dash Size	JIC 37°, SAE 45° & MegaSeal [Steel]		JIC 37°, SAE 45° & MegaSeal [Brass]		Flat Face O-Ring Seal (Steel)		SAE O-Ring Boss [Steel] & Gates Adapterless ≤ 4000 PSI		SAE O-Ring Boss [Steel] & Gates Adapterless > 4000 PSI	
	ft-lb		ft-lb		ft-lb		ft-lb		ft-lb	
	Min	Max	Min	Max	Min	Max	Min	Max	Min	Max
1/16 inch										
-3								8	10	
-4	10	11	5	6	10	12	14	16	14	16
-5	13	15	7	9					18	20
-6	17	19	12	15	18	20	24	26	24	26
-8	34	38	20	24	32	40	37	44	50	60
-10	50	56	34	40	46	56	50	60	72	80
-12	70	78	53	60	65	80	75	83	125	135
-14					65	80			160	180
-16	94	104	74	82	92	105	111	125	200	220
-20	124	138	75	83	125	140	133	152	210	280
-24	156	173	79	87	150	180	156	184	270	360
-32	219	243	158	175						

DIN 24/60 & INVERTED CONE

Size		Torque	
mm		ft-lb	
Light Tube O.D.	Heavy Tube O.D.	Min	Max
6		7	15
8		15	26
10	8	18	30
12	10	22	33
14	12	26	37
15	14	30	52
	16	30	52
18	20	44	74
22	25	59	89
28	30	74	111
	38	74	162
35		133	184
42		148	221

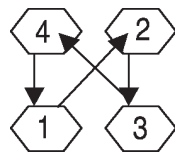
BSP 30° & JIS

Dash Size	Torque	
	ft-lb	
1/16 inch	Min	Max
-2	7	9
-4	11	18
-6	19	28
-8	30	36
-10	37	44
-12	50	60
-16	79	95
-20	127	152
-24	167	190
-32	262	314

4-BOLT FLANGES

Dash Size	Bolt Size	Torque
1/16 inch	inch	ft-lb
-8	0.31	17
-12	0.38	26
-16	0.44	43
-20	0.5	65
-24	0.63	130
-32	0.75	220

Note:
 1. Align faces and finger tighten bolts before applying final torque in a pattern. The seal faces must be parallel with even bolt tension to seal properly.
 2. Torque values apply to bolts which are plated or coated in light engine oil.
 3. Before assembly lubricate O-ring with light oil [SAE 10W or 20W].



SAE MALE FLARELESS ASSEMBLY (MFA)

After hand tight (when the sleeve bites the tube) rotate nut one full turn (eight flats).

NPTF

Dash Size	Max Torque
1/16 inch	ft-lb
-2	20
-4	25
-6	35
-8	45
-12	55
-16	65
-20	80
-24	95
-32	120

Note:
 1. The torque values obtained from tightening pipe threads can vary considerably depending on thread condition. Adequate sealing can occur at values much lower than the maximum values listed above. Only enough torque to achieve adequate sealing should be used.
 2. When using a male tapered pipe thread with a female straight or parallel pipe thread, maximum values are 50% of those listed in the table.
 3. If thread sealant is used, maximum values shown should be decreased by 25%.

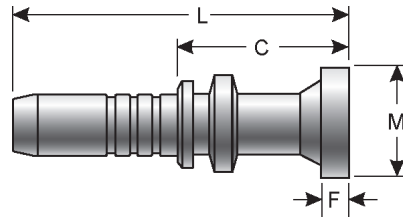
FLATS METHOD VALUES

Termination Type	Dash Size	Flats
	1/16 in	
JIS	4	0.5 - 1.5
JIC	4	1.5 - 1.75
JIC	6	1.0 - 1.5
JIC	8	1.5 - 1.75
JIC	10	1.0 - 1.5
JIC	12	1.0 - 1.5
JIC	16	.75 - 1.0
JIC	20	.75 - 1.0
JIC	24	.75 - 1.0
JIC	32	.75 - 1.0

Note:
 1. Seal faces must be in contact and the fitting fully hand tightened before marking flats.
 2. Flats method is most accurate for the first assembly cycle, for multiple disassembly/assembly cycles torque values are more reliable.
 3. Tightening two flats or more is analogous to severe over torque and may damage seal faces.

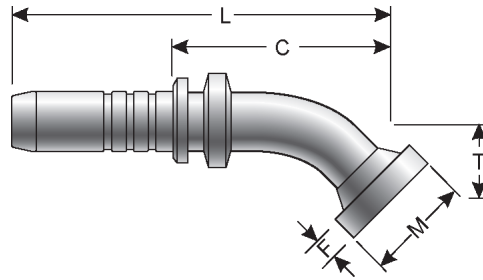
Conversion	Formula
ft-lb to N-m	[ft-lb]*1.3558 = [N-m]
ft-lb to in-lb	[ft-lb]*12 = [in-lb]
N-m to in-lb	[N-m]*8.8508 = [in-lb]

Caterpillar Style O-Ring Flange



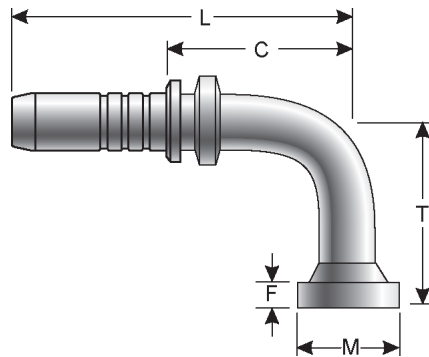
Descr.	Prod. No.	⊖		M		L		C		F		Weight (Lbs.)
		"	mm	"	mm	"	mm	"	mm	"	mm	
12G8K-12FLC	7347-80215	3/4	19.1	1.62	41.2	5.93	150.6	2.95	75.0	.56	14.2	.88
16G8K-16FLC	7347-80015	1	25.4	1.87	47.5	5.64	143.3	2.96	75.2	.56	14.2	1.19

Caterpillar Style O-Ring Flange - 45° Bent Tube



Descr.	Prod. No.	⊖		M		T		L		C		F		Weight (Lbs.)
		"	mm	"	mm	"	mm	"	mm	"	mm	"	mm	
12G8K-12FLC45-034	7347-80225	3/4	19.1	1.62	41.2	1.35	34.3	6.65	168.9	3.68	93.5	.56	14.2	1.07
16G8K-16FLC45-050	7347-80025	1	25.4	1.87	47.5	1.97	50.0	7.76	197.1	5.08	129.0	.56	14.2	1.63

Caterpillar Style O-Ring Flange - 90° Bent Tube



Descr.	Prod. No.	⊖		M		T		L		C		F		Weight (Lbs.)
		"	mm	"	mm	"	mm	"	mm	"	mm	"	mm	
12G8K-12FLC90-070	7347-80235	3/4	19.1	1.62	41.2	2.76	70.1	6.18	157.0	3.22	81.8	.56	14.2	1.24
16G8K-16FLC90-093	7347-80055	1	25.4	1.87	47.5	3.66	93.0	6.46	164.1	3.79	96.3	.56	14.2	1.39


HOSE
HOSE/CPLG. SELECTION
G8K COUPLINGS
GLOBALSPIRAL COUPLINGS
PCM / PCS FERRULES
MEGACRIMP COUPLINGS
STAINLESS STEEL
POWER CRIMP COUPLINGS
LOC. GL AND GLP COUPLINGS
POLARSEAL COUPLINGS
POLARSEAL II COUPLINGS
C14 COUPLINGS
PCTS THERMOPLASTIC COUPLINGS
FIELD ATTACHABLE G1 & G2 COUPLINGS
FIELD ATTACHABLE C5 & C5E COUPLINGS
SURELOK AIR BRAKE COUPLINGS
ADAPTERS
QUICK DISCONNECT COUPLERS
LIVE SWIVEL
BALL VALVES
ACCESSORIES
EQUIPMENT AND PARTS

G8K Couplings

Caterpillar Style O-Ring Flange - 90° Bent Tube - Continued

Descr.	Prod. No.	⊖		M		T		L		C		F		Weight (Lbs.)
		"	mm	"	mm	"	mm	"	mm	"	mm	"	mm	
16G8K-16FLC90-117	7347-80045	1	25.4	1.87	47.5	4.61	117.1	6.46	164.1	3.79	96.3	.56	14.2	1.63

G8K Ferrule for G8K Spiral Hose



Descr.	Prod. No.	⊖		L		Weight (Lbs.)
		"	mm	"	mm	
12G8K1F	7347-80205	3/4	19.1	2.56	65.0	.90
16G8K1F	7347-80065	1	25.4	2.60	66.0	.54

HOSE
HOSE/CPLG. SELECTION
G8K COUPLINGS
GLOBAL SPIRAL COUPLINGS
PCM / PCS FERRULES
MEGACRIMP COUPLINGS
STAINLESS STEEL
POWER CRIMP COUPLINGS
LOC, GL AND GLP COUPLINGS
POLARSEAL COUPLINGS
POLARSEAL II COUPLINGS
C14 COUPLINGS
PCTS THERMOPLASTIC COUPLINGS
FIELD ATTACHABLE G1 & G2 COUPLINGS
FIELD ATTACHABLE C5 & C5E COUPLINGS
SURELOK AIR BRAKE COUPLINGS
ADAPTERS
QUICK DISCONNECT COUPLERS
LIVE SWIVEL
BALL VALVES
ACCESSORIES
EQUIPMENT AND PARTS

Male Pipe (NPTF - 30° Cone Seat)



Descr.	Prod. No.	⊖		🌀	H1	L		C		Weight (Lbs.)
		"	mm			"	mm	"	mm	
6GS-6MP	7347-20145	3/8	9.5	3/8-18	1 1/16	2.72	69.1	1.31	33.3	.10
6GS-8MP	7347-20155	3/8	9.5	1/2-14	7/8	2.87	72.9	1.46	37.1	.15
8GS-8MP	7347-20245	1/2	12.7	1/2-14	7/8	2.91	73.9	1.43	36.3	.11
8GS-12MP	7347-20265	1/2	12.7	3/4-14	1 1/16	3.03	77.0	1.56	39.6	.31
10GS-8MP	7347-20335	5/8	15.9	1/2-14	15/16	3.35	85.1	1.34	34.0	.26
10GS-12MP	7347-20355	5/8	15.9	3/4-14	1 1/8	3.58	90.9	1.60	40.6	.33
12GS-8MP	7347-20425	3/4	19.1	1/2-14	1 1/16	3.54	89.9	1.54	39.1	.35
12GS-12MP	7347-20445	3/4	19.1	3/4-14	1 1/16	3.54	89.9	1.54	39.1	.55
12GS-16MP	7347-20465	3/4	19.1	1-11 1/2	1 3/8	3.82	97.0	1.81	46.0	.57
16GS-12MP	7347-20535	1	25.4	3/4-14	1 3/8	3.98	101.1	1.74	44.2	.33
16GS-16MP	7347-20555	1	25.4	1-11 1/2	1 3/8	4.17	105.9	1.94	49.3	.53
16GS-20MP	7347-20565	1	25.4	1 1/4-11 1/2	1 3/4	4.29	109.0	2.06	52.3	.57
20GS-20MP	7347-20645	1 1/4	31.8	1 1/4-11 1/2	1 3/4	5.00	127.0	2.20	55.9	1.25

API Line Pipe Connection



Descr.	Prod. No.	⊖		🌀	H1	L		C		Weight (Lbs.)
		"	mm			"	mm	"	mm	
20GS-20MPAPI	7347-76955	1 1/4	31.8	1 1/4-11 1/2	1 3/4	5.51	140.0	2.70	68.6	1.36

- HOSE
- HOSE/CPLG. SELECTION
- G8K COUPLINGS
- GLOBALSPIRAL COUPLINGS**
- PCM / PCS FERRULES
- MEGACRIMP COUPLINGS
- STAINLESS STEEL
- POWER CRIMP COUPLINGS
- LOC. GL AND GLP COUPLINGS
- POLARSEAL COUPLINGS
- POLARSEAL II COUPLINGS
- C14 COUPLINGS
- PCTS THERMOPLASTIC COUPLINGS
- FIELD ATTACHABLE G1 & G2 COUPLINGS
- FIELD ATTACHABLE C5 & C5E COUPLINGS
- SURELOK AIR BRAKE COUPLINGS
- ADAPTERS
- QUICK DISCONNECT COUPLERS
- LIVE SWIVEL
- BALL VALVES
- ACCESSORIES
- EQUIPMENT AND PARTS

HOSE
HOSE/CPLG. SELECTION
G8K COUPLINGS
GLOBALSPIRAL COUPLINGS
PCM / PCS FERRULES
MEGACRIMP COUPLINGS
STAINLESS STEEL
POWER CRIMP COUPLINGS
LOC, GL AND GLP COUPLINGS
POLARSEAL COUPLINGS
POLARSEAL II COUPLINGS
C14 COUPLINGS
PCTS THERMOPLASTIC COUPLINGS
FIELD ATTACHABLE G1 & G2 COUPLINGS
FIELD ATTACHABLE C5 & C5E COUPLINGS
SURELOK AIR BRAKE COUPLINGS
ADAPTERS
QUICK DISCONNECT COUPLERS
LIVE SWIVEL
BALL VALVES
ACCESSORIES
EQUIPMENT AND PARTS

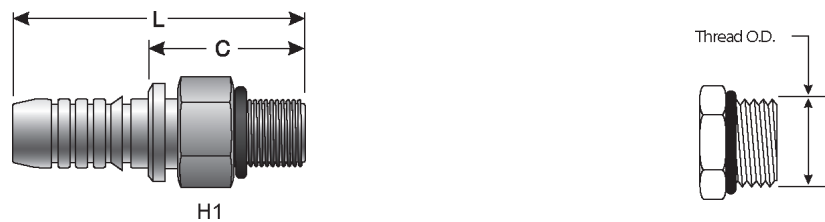
Male Pipe (NPTF - 30° Cone Seat) - Long Hex



Descr.	Prod. No.	⊖		🌀	H1	L		C		Weight (Lbs.)
		"	mm			"	mm	"	mm	
16GS-16MPLH	7347-76545	1	25.4	1-11 1/2	1 3/8	5.16	131.1	2.92	74.2	.93

Male O-Ring Boss

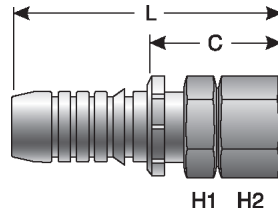
SAE J1926/2 ISO 11926-2 Heavy Duty (S Series) Stud End.



Descr.	Prod. No.	⊖		🌀	H1	L		C		Weight (Lbs.)
		"	mm			"	mm	"	mm	
6GS-6MB	7347-21145	3/8	9.5	9/16-18	11/16	2.56	65.0	1.15	29.2	.11
8GS-8MB	7347-21245	1/2	12.7	3/4-16	7/8	2.76	70.1	1.26	32.0	.13
8GS-10MB	7347-21255	1/2	12.7	7/8-14	1	2.83	71.9	1.34	34.0	.15
10GS-10MB	7347-21345	5/8	15.9	7/8-14	1	3.46	87.9	1.48	37.6	.29
10GS-12MB	7347-21355	5/8	15.9	1 1/16-12	1 1/4	3.46	87.9	1.48	37.6	.40
12GS-12MB	7347-21445	3/4	19.1	1 1/16-12	1 1/4	3.66	93.0	1.65	41.9	.45
12GS-16MB	7347-21465	3/4	19.1	1 5/16-12	1 1/2	3.54	89.9	1.54	39.1	.60
16GS-12MB	7347-21535	1	25.4	1 1/16-12	1 3/8	3.98	101.1	1.74	44.2	.60
16GS-16MB	7347-21555	1	25.4	1 5/16-12	1 1/2	3.86	98.1	1.62	41.2	.64
16GS-20MB	7347-21565	1	25.4	1 5/8-12	1 7/8	4.53	115.1	1.62	41.2	.97
20GS-20MB	7347-21645	1 1/4	31.8	1 5/8-12	1 7/8	4.53	115.1	1.73	43.9	1.08

Female MegaSeal® Swivel

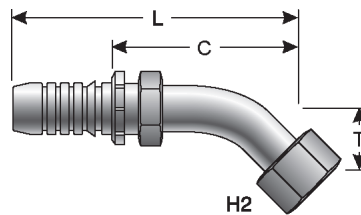
Gates High Performance Replacement for Female JIC Fittings - Connects to Standard Male JIC Termination.



Descr.	Prod. No.	⌀		🌀	H1	H2	L		C		Weight (Lbs.)
		"	mm				"	mm	"	mm	
12GS-12FMX	7347-69445	3/4	19.1	1 1/16-12	1 1/8	1 1/4	4.02	102.1	2.02	51.3	.51
12GS-16FMX	7347-69465	3/4	19.1	1 5/16-12	1 1/8	1 1/2	4.06	103.1	2.06	52.3	.62
16GS-16FMX	7347-69555	1	25.4	1 5/16-12	1 1/2	1 1/2	4.37	111.0	2.15	54.6	1.22
20GS-20FMX	7347-69645	1 1/4	31.8	1 5/8-12	1 7/8	2	5.36	136.1	2.56	65.0	1.69

Female MegaSeal® Swivel - 45° Bent Tube

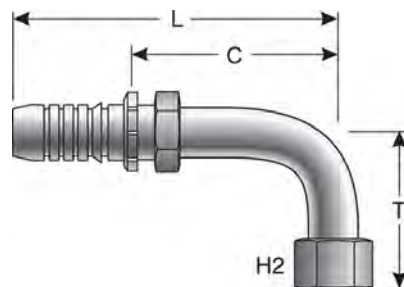
Gates High Performance Replacement for Female JIC Fittings - Connects to Standard Male JIC Termination.



Descr.	Prod. No.	⌀		🌀	H2	T	L		C		Weight (Lbs.)	
		"	mm				"	mm	"	mm		
12GS-12FMX45-032	7347-73275	3/4	19.1	1 1/16-12	1 1/4	1.26	32.0	5.08	129.0	3.07	78.0	.68
16GS-16FMX45-038	7347-70555	1	25.4	1 5/16-12	1 1/2	1.50	38.1	6.26	159.0	4.04	102.6	1.33
20GS-20FMX45-041	7347-70645	1 1/4	31.8	1 5/8-12	2	1.61	40.9	7.47	189.7	4.67	118.6	2.46

Female MegaSeal® Swivel - 90° Bent Tube

Gates High Performance Replacement for Female JIC Fittings - Connects to Standard Male JIC Termination.



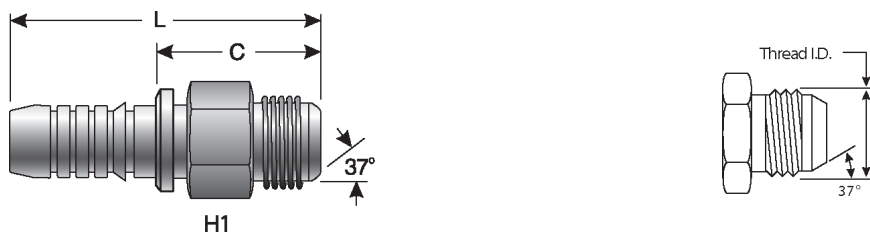
Descr.	Prod. No.	⌀		🌀	H2	T	L		C		Weight (Lbs.)	
		"	mm				"	mm	"	mm		
12GS-12FMX90-048	7347-71445	3/4	19.1	1 1/16-12	1 1/4	1.89	48.0	4.72	119.9	2.72	69.1	.70

HOSE
HOSE/CPLG. SELECTION
G8K COUPLINGS
GLOBALSPIRAL COUPLINGS
PCM / PCS FERRULES
MEGACRIMP COUPLINGS
STAINLESS STEEL
POWER CRIMP COUPLINGS
LOC. GL AND GLP COUPLINGS
POLARSEAL COUPLINGS
POLARSEAL II COUPLINGS
C14 COUPLINGS
PCTS THERMOPLASTIC COUPLINGS
FIELD ATTACHABLE G1 & G2 COUPLINGS
FIELD ATTACHABLE C5 & C5E COUPLINGS
SURELOK AIR BRAKE COUPLINGS
ADAPTERS
QUICK DISCONNECT COUPLERS
LIVE SWIVEL
BALL VALVES
ACCESSORIES
EQUIPMENT AND PARTS

Female MegaSeal® Swivel - 90° Bent Tube - Continued

Descr.	Prod. No.	⊖		🌀	H2	T		L		C		Weight (Lbs.)
		"	mm			"	mm	"	mm	"	mm	
12GS-12FMX90-058	7347-71395	3/4	19.1	1 1/16-12	1 1/4	2.28	57.9	4.72	119.9	2.72	69.1	.77
12GS-12FMX90-096	7347-71405	3/4	19.1	1 1/16-12	1 1/4	3.78	96.0	4.72	119.9	2.72	69.1	.90
12GS-16FMX90-056	7347-71465	3/4	19.1	1 5/16-12	1 1/2	2.20	55.9	5.39	136.9	3.39	86.1	1.23
16GS-16FMX90-056	7347-71555	1	25.4	1 5/16-12	1 1/2	2.20	55.9	5.67	144.0	3.45	87.6	1.26
16GS-16FMX90-071	7347-71505	1	25.4	1 5/16-12	1 1/2	2.80	71.1	5.67	144.0	3.45	87.6	1.39

Male JIC 37° Flare



Descr.	Prod. No.	⊖		🌀	H1	L		C		Weight (Lbs.)
		"	mm			"	mm	"	mm	
6GS-6MJ	7347-22145	3/8	9.5	9/16-18	11/16	2.60	66.0	1.19	30.2	.10
6GS-8MJ	7347-22155	3/8	9.5	3/4-16	13/16	2.76	70.1	1.35	34.3	.14
6GS-10MJ	7347-22165	3/8	9.5	7/8-14	15/16	3.03	77.0	1.62	41.2	.25
8GS-8MJ	7347-22245	1/2	12.7	3/4-16	13/16	2.83	71.9	1.36	34.5	.11
8GS-10MJ	7347-22255	1/2	12.7	7/8-14	7/8	2.95	74.9	1.48	37.6	.18
10GS-10MJ	7347-22345	5/8	15.9	7/8-14	15/16	3.62	92.0	1.64	41.7	.26
10GS-12MJ	7347-22355	5/8	15.9	1 1/16-12	1 1/16	3.70	94.0	1.72	43.7	.37
12GS-12MJ	7347-22445	3/4	19.1	1 1/16-12	1 1/8	3.66	93.0	1.65	41.9	.40
12GS-14MJ	7347-22455	3/4	19.1	1 3/16-12	1 1/4	3.70	94.0	1.69	42.9	.49
12GS-16MJ	7347-22465	3/4	19.1	1 5/16-12	1 5/16	3.78	96.0	1.77	45.0	.60
16GS-16MJ	7347-22555	1	25.4	1 5/16-12	1 3/8	4.09	103.9	1.86	47.2	.57
16GS-20MJ	7347-22585	1	25.4	1 5/8-12	1 3/4	4.27	108.5	2.04	51.8	.95
20GS-20MJ	7347-22645	1 1/4	31.8	1 5/8-12	1 3/4	4.92	125.0	2.12	53.9	1.28

Female JIC 37° Flare Swivel



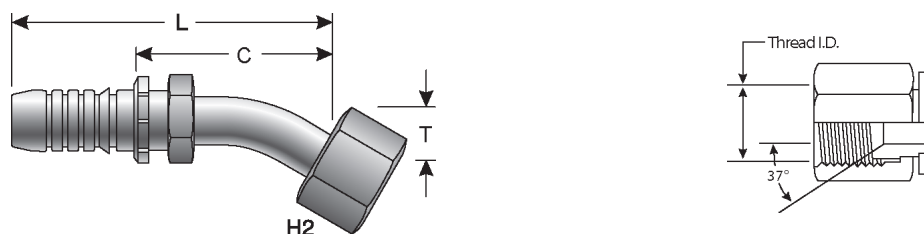
Descr.	Prod. No.	⊖		🌀	H1	H2	L		C		Weight (Lbs.)
		"	mm				"	mm	"	mm	
6GS-6FJX	7347-24145	3/8	9.5	9/16-18	3/4	3/4	2.72	69.1	1.31	33.3	.12
6GS-8FJX	7347-24155	3/8	9.5	3/4-16	3/4	7/8	2.80	71.1	1.39	35.3	.14
8GS-8FJX	7347-24245	1/2	12.7	3/4-16	7/8	7/8	2.83	71.9	1.36	34.5	.31

Female JIC 37° Flare Swivel - Continued

Descr.	Prod. No.	⊖		🌀	H1	H2	L		C		Weight (Lbs.)
		"	mm				"	mm	"	mm	
8GS-10FJX	7347-24255	1/2	12.7	7/8-14	7/8	1 1/16	2.99	76.0	1.51	38.4	.25
8GS-12FJX	7347-24265	1/2	12.7	1 1/16-12	7/8	1 1/4	3.03	77.0	1.56	39.6	.30
10GS-10FJXMM	7347-82175	5/8	15.9	7/8-14	1	1 1/16	3.68	93.5	1.70	43.2	.38
10GS-12FJX	7347-24355	5/8	15.9	1 1/16-12	1	1 1/4	3.74	95.0	1.76	44.7	.42
12GS-10FJX	7347-24435	3/4	19.1	7/8-14	1 1/16	1 1/8	3.87	98.3	1.87	47.5	.44
12GS-12FJX	7347-24445	3/4	19.1	1 1/16-12	1	1 1/4	3.87	98.3	1.86	47.2	.46
12GS-14FJX	7347-24455	3/4	19.1	1 3/16-12	1 1/8	1 3/8	4.06	103.1	2.06	52.3	.55
12GS-16FJX	7347-24465	3/4	19.1	1 1/16-12	1 1/4	1 1/2	4.02	102.1	2.01	51.1	.51
16GS-12FJX	7347-24535	1	25.4	1 1/16-12	1 3/8	1 3/8	4.25	108.0	2.00	50.8	.57
16GS-14FJX	7347-24545	1	25.4	1 3/16-12	1 3/8	1 1/2	4.25	108.0	2.01	51.1	.73
16GS-16FJX	7347-24555	1	25.4	1 5/16-12	1 1/2	1 1/2	4.30	109.2	2.07	52.6	.70
16GS-20FJX	7347-24565	1	25.4	1 5/8-12	1 1/2	2	4.53	115.1	2.31	58.7	1.20
20GS-16FJX	7347-24635	1 1/4	31.8	1 5/16-12	1 3/4	1 5/8	5.08	129.0	2.28	57.9	1.19
20GS-20FJX	7347-24645	1 1/4	31.8	1 5/8-12	1 7/8	2	5.29	134.4	2.56	65.0	1.39
20GS-24FJX	7347-24655	1 1/4	31.8	1 7/8-12	1 7/8	2 3/8	5.39	136.9	2.59	65.8	2.07

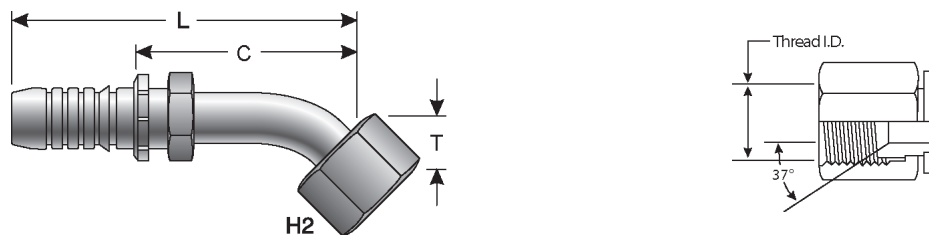
Female JIC 37° Flare Swivel - 30° Bent Tube

S, M and L Drops per ISO Final Draft International Standard 12151-S.



Descr.	Prod. No.	⊖		🌀	H2	T		L		C		Weight (Lbs.)
		"	mm			"	mm	"	mm	"	mm	
16GS-16FJX30M	7347-73055	1	25.4	1 5/16-12	1 1/2	1.06	26.9	6.02	152.9	3.80	96.5	.95

Female JIC 37° Flare Swivel - 45° Bent Tube



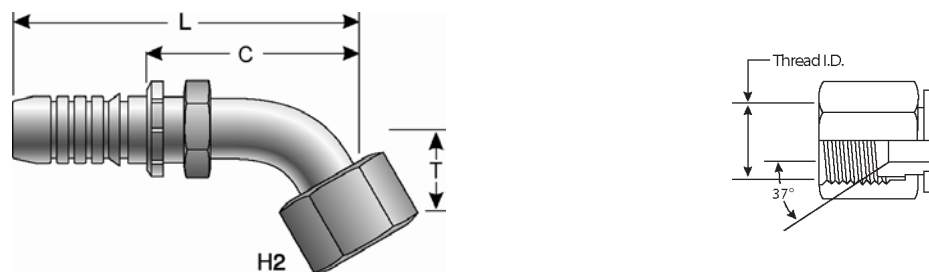
Descr.	Prod. No.	⊖		🌀	H2	T		L		C		Weight (Lbs.)
		"	mm			"	mm	"	mm	"	mm	
6GS-6FJX45S	7347-25145	3/8	9.5	9/16-18	3/4	.43	10.9	3.23	82.0	1.82	46.2	.15
6GS-8FJX45S	7347-25155	3/8	9.5	3/4-16	7/8	.59	15.0	3.66	93.0	2.25	57.2	.18
8GS-8FJX45S	7347-25245	1/2	12.7	3/4-16	7/8	.59	15.0	3.70	94.0	2.22	56.4	.20
8GS-10FJX45S	7347-25255	1/2	12.7	7/8-14	1 1/16	.63	16.0	3.58	90.9	2.11	53.6	.24

- HOSE
- HOSE/CPLG. SELECTION
- G8K COUPLINGS
- GLOBALSPIRAL COUPLINGS
- PCM / PCS FERRULES
- MEGACRIMP COUPLINGS
- STAINLESS STEEL
- POWER CRIMP COUPLINGS
- LOC. GL AND GLP COUPLINGS
- POLARSEAL COUPLINGS
- POLARSEAL II COUPLINGS
- C14 COUPLINGS
- PCTS THERMOPLASTIC COUPLINGS
- FIELD ATTACHABLE G1 & G2 COUPLINGS
- FIELD ATTACHABLE C5 & C5E COUPLINGS
- SURELOK AIR BRAKE COUPLINGS
- ADAPTERS
- QUICK DISCONNECT COUPLERS
- LIVE SWIVEL
- BALL VALVES
- ACCESSORIES
- EQUIPMENT AND PARTS

Female JIC 37° Flare Swivel - 45° Bent Tube - Continued

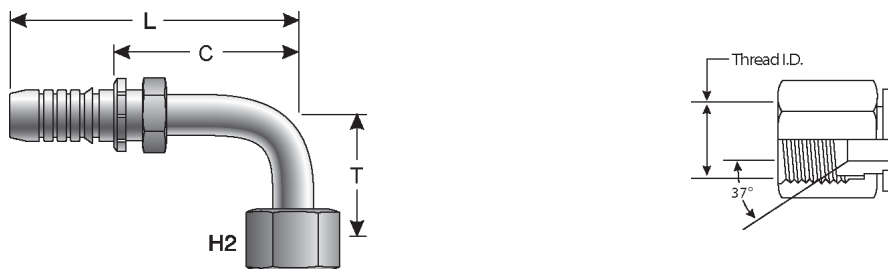
Descr.	Prod. No.	⊖		H2	T		L		C		Weight (Lbs.)	
		"	mm		"	mm	"	mm	"	mm		
10GS-10FJXMM45-018	7347-83275	5/8	15.9	7/8-14	1 1/16	.71	18.0	4.45	113.0	2.48	63.0	.48
10GS-12FJX45S	7347-25355	5/8	15.9	1 1/16-12	1 1/4	.83	21.1	4.80	121.9	2.82	71.6	.55
12GS-12FJX45S	7347-25445	3/4	19.1	1 1/16-12	1 1/4	.83	21.1	5.12	130.1	3.11	79.0	.66
12GS-16FJX45S	7347-25465	3/4	19.1	1 5/16-12	1 1/2	.94	23.9	5.39	136.9	3.39	86.1	.81
16GS-16FJX45M	7347-26555	1	25.4	1 5/16-12	1 1/2	1.50	38.1	6.30	160.0	4.07	103.4	.99
16GS-16FJX45S	7347-25555	1	25.4	1 5/16-12	1 1/2	.94	23.9	5.98	151.9	3.77	95.8	.95
16GS-20FJX45S	7347-25565	1	25.4	1 5/8-12	2	.98	24.9	6.46	164.1	4.23	107.4	1.65
20GS-20FJX45-038	7347-76175	1 1/4	31.8	1 5/8-12	2	1.50	38.1	7.09	180.1	4.29	109.0	2.02

Female JIC 37° Flare Swivel - 60° Bent Tube



Descr.	Prod. No.	⊖		H2	T		L		C		Weight (Lbs.)	
		"	mm		"	mm	"	mm	"	mm		
12GS-12FJX60-043	7347-76795	3/4	19.1	1 1/16-12	1 1/4	1.69	42.9	5.59	142.0	3.58	90.9	.70

Female JIC 37° Flare Swivel - 90° Bent Tube



Descr.	Prod. No.	⊖		H2	T		L		C		Weight (Lbs.)	
		"	mm		"	mm	"	mm	"	mm		
6GS-6FJX90L	7347-29145	3/8	9.5	9/16-18	3/4	2.13	54.1	3.39	86.1	1.98	50.3	.17
6GS-6FJX90S	7347-27145	3/8	9.5	9/16-18	3/4	.91	23.1	3.11	79.0	1.70	43.2	.15
6GS-6FJXMM90M	7347-84045	3/8	9.5	9/16-18	3/4	1.50	38.1	3.11	79.0	1.70	43.2	.09
6GS-8FJX90-083	7347-76785	3/8	9.5	3/4-16	7/8	3.27	83.1	3.58	90.9	2.17	55.1	.03
6GS-8FJX90M	7347-28155	3/8	9.5	3/4-16	7/8	1.61	40.9	3.58	90.9	2.17	55.1	.24
8GS-8FJX90L	7347-29245	1/2	12.7	3/4-16	7/8	2.52	64.0	3.62	92.0	2.15	54.6	.66
8GS-8FJX90M	7347-28245	1/2	12.7	3/4-16	7/8	1.61	40.9	3.62	92.0	2.15	54.6	.55
8GS-8FJX90S	7347-27245	1/2	12.7	3/4-16	7/8	1.14	29.0	3.39	86.1	1.91	48.5	.44
8GS-8FJX90XL	7347-73065	1/2	12.7	3/4-16	7/8	4.06	103.1	3.62	92.0	2.15	54.6	.40

Female JIC 37° Flare Swivel - 90° Bent Tube - Continued

Descr.	Prod. No.	⌀		🌀	H2	T		L		C		Weight (Lbs.)
		"	mm			"	mm	"	mm	"	mm	
8GS-10FJX90L	7347-29255	1/2	12.7	7/8-14	1 1/16	3.27	83.1	3.74	95.0	2.26	57.4	.46
8GS-10FJX90M	7347-28165	1/2	12.7	7/8-14	1 1/16	1.85	47.0	3.50	88.9	2.01	51.1	.35
8GS-10FJX90S	7347-27255	1/2	12.7	7/8-14	1 1/16	1.26	32.0	3.62	92.0	2.15	54.6	.29
8GS-12FJX90S	7347-27265	1/2	12.7	1 1/16-12	1 1/4	1.89	48.0	4.37	111.0	2.89	73.4	.46
10GS-10FJXMM90-036	7347-84275	5/8	15.9	7/8-14	1 1/16	1.42	36.1	4.37	111.0	1.70	43.2	.52
10GS-10FJXMM90M	7347-84285	5/8	15.9	7/8-14	1 1/16	1.85	47.0	4.21	106.9	2.23	56.6	.54
10GS-12FJX90M	7347-28355	5/8	15.9	1 1/16-12	1 1/4	2.28	57.9	4.76	120.9	2.78	70.6	.58
12GS-12FJX90L	7347-29445	3/4	19.1	1 1/16-12	1 1/4	3.78	96.0	4.45	113.0	2.44	62.0	.90
12GS-12FJX90M	7347-28445	3/4	19.1	1 1/16-12	1 1/4	2.28	57.9	4.45	113.0	2.44	62.0	.77
12GS-12FJX90S	7347-27445	3/4	19.1	1 1/16-12	1 1/4	1.89	48.0	4.45	113.0	2.44	62.0	.75
12GS-14FJX90-060	7347-28455	3/4	19.1	1 3/16-12	1 3/8	2.36	59.9	5.55	141.0	3.54	89.9	.92
12GS-16FJX90L	7347-29465	3/4	19.1	1 5/16-12	1 1/2	4.49	114.1	5.32	135.1	3.31	84.1	1.27
12GS-16FJX90M	7347-28465	3/4	19.1	1 5/16-12	1 1/2	2.80	71.1	5.31	134.9	3.31	84.1	.92
12GS-16FJX90S	7347-27465	3/4	19.1	1 5/16-12	1 1/2	2.20	55.9	5.31	134.9	3.31	84.1	.92
16GS-16FJX90L	7347-29555	1	25.4	1 5/16-12	1 1/2	4.33	110.0	5.67	144.0	3.45	87.6	1.06
16GS-16FJX90M	7347-28555	1	25.4	1 5/16-12	1 1/2	2.80	71.1	5.67	144.0	3.45	87.6	1.01
16GS-16FJX90S	7347-27555	1	25.4	1 5/16-12	1 1/2	2.20	55.9	5.67	144.0	3.45	87.6	1.20
16GS-20FJX90L	7347-29565	1	25.4	1 5/8-12	2	5.08	129.0	6.06	153.9	3.84	97.5	2.54
20GS-20FJX90L	7347-29645	1 1/4	31.8	1 5/8-12	2	5.08	129.0	6.85	174.0	4.05	102.9	3.18
20GS-20FJX90M	7347-28645	1 1/4	31.8	1 5/8-12	2	3.07	78.0	6.85	174.0	4.05	102.9	2.80
20GS-20FJX90S	7347-27645	1 1/4	31.8	1 5/8-12	2	2.52	64.0	6.85	174.0	4.05	102.9	2.61
20GS-24FJX90M	7347-28655	1 1/4	31.8	1 7/8-12	2 3/8	3.39	86.1	7.32	185.9	4.52	114.8	3.32

Male Flat-Face O-Ring

Includes Peroxide-cured O-Ring.
Metric Hex per ISO Draft International Standard 12151-1.
Utilizes SAE J1453 Captive O-Ring Groove for Improved O-Ring Retention.

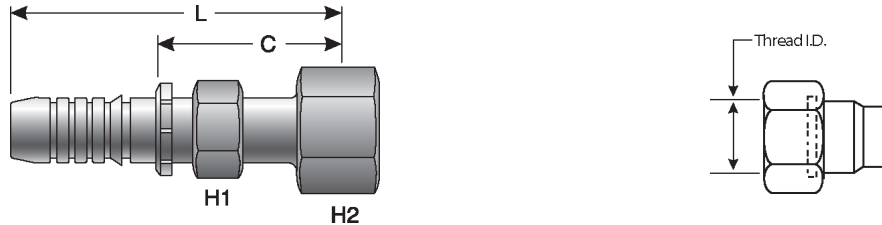


Descr.	Prod. No.	⌀		🌀	H1	L		C		Weight (Lbs.)
		"	mm			"	mm	"	mm	
6GS-6MFFOR	7347-23865	3/8	9.5	11/16-16	19	2.52	64.0	1.11	28.2	.12
8GS-8MFFOR	7347-23825	1/2	12.7	13/16-16	22	2.68	68.1	1.20	30.5	.20
8GS-10MFFOR	7347-23895	1/2	12.7	1-14	27	2.91	73.9	1.44	36.6	.13
10GS-10MFFOR	7347-23875	5/8	15.9	1-14	27	3.42	86.9	1.44	36.6	.30
10GS-12MFFOR	7347-23885	5/8	15.9	1 3/16-12	32	3.50	88.9	1.52	38.6	.45
12GS-12MFFOR	7347-23835	3/4	19.1	1 3/16-12	32	3.50	88.9	1.50	38.1	.44
12GS-16MFFOR	7347-23845	3/4	19.1	1 7/16-12	41	3.74	95.0	1.73	43.9	.81
16GS-16MFFOR	7347-23815	1	25.4	1 7/16-12	41	4.02	102.1	1.78	45.2	1.23
16GS-20MFFOR	7347-23925	1	25.4	1 11/16-12	50	4.17	106.0	1.78	45.2	1.08
20GS-20MFFOR	7347-23855	1 1/4	31.8	1 11/16-12	50	4.72	119.9	1.93	49.0	1.19

- HOSE
- HOSE/CPLG. SELECTION
- G8K COUPLINGS
- GLOBALSPIRAL COUPLINGS
- PCM / PCS FERRULES
- MEGACRIMP COUPLINGS
- STAINLESS STEEL
- POWER CRIMP COUPLINGS
- LOC. GL AND GLP COUPLINGS
- POLARSEAL COUPLINGS
- POLARSEAL II COUPLINGS
- C14 COUPLINGS
- PCTS THERMOPLASTIC COUPLINGS
- FIELD ATTACHABLE G1 & G2 COUPLINGS
- FIELD ATTACHABLE C5 & C5E COUPLINGS
- SURELOK AIR BRAKE COUPLINGS
- ADAPTERS
- QUICK DISCONNECT COUPLERS
- LIVE SWIVEL
- BALL VALVES
- ACCESSORIES
- EQUIPMENT AND PARTS

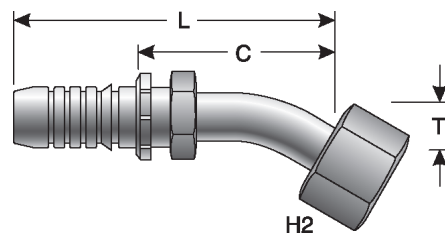
Female Flat-Face O-Ring Swivel

Metric Hex per ISO Draft International Standard 12151-1.
SAE J1453 O-Ring Face Seal.



Descr.	Prod. No.	⊖		🌀	H1	H2	L		C		Weight (Lbs.)
		"	mm				"	mm	"	mm	
6GS-6FFORX	7347-30145	3/8	9.5	11/16-16	22	22	2.72	69.1	1.31	33.3	.15
POWER CRIMP COUPLINGS	6GS-8FFORX	3/8	9.5	13/16-16	22	24	2.83	71.9	1.43	36.3	.24
	8GS-8FFORX	1/2	12.7	13/16-16	27	24	2.87	72.9	1.40	35.6	.15
	8GS-10FFORX	1/2	12.7	1-14	27	30	3.07	78.0	1.59	40.4	.40
LOC, GL AND GLP COUPLINGS	8GS-12FFORX	1/2	12.7	1 3/16-12	27	36	3.11	79.0	1.63	41.4	.54
	10GS-10FFORX	5/8	15.9	1-14	30	30	3.70	94.0	1.72	43.7	.37
	10GS-12FFORX	5/8	15.9	1 3/16-12	30	36	3.74	95.0	1.76	44.7	.56
POLARSEAL COUPLINGS	12GS-10FFORX	3/4	19.1	1-14	32	30	3.82	97.0	1.81	46.0	.48
	12GS-12FFORX	3/4	19.1	1 3/16-12	32	36	1.95	49.5	1.89	48.1	.64
	12GS-16FFORX	3/4	19.1	1 7/16-12	32	41	4.06	103.1	2.05	52.1	.88
POLARSEAL II COUPLINGS	12GS-20FFORX	3/4	19.1	1 11/16-12	32	50	3.91	99.3	1.90	48.3	.91
	16GS-12FFORX	1	25.4	1 3/16-12	36	36	5.15	130.8	2.92	74.2	.42
	16GS-16FFORX	1	25.4	1 7/16-12	41	41	4.36	110.7	2.14	54.4	1.04
C14 COUPLINGS	16GS-20FFORX	1	25.4	1 11/16-12	41	50	4.36	110.7	2.14	54.4	1.15
	20GS-20FFORX	1 1/4	31.8	1 11/16-12	50	50	5.04	128.0	2.24	56.9	1.62
	20GS-24FFORX	1 1/4	31.8	2-12	50	60	5.12	130.1	2.32	58.9	1.94

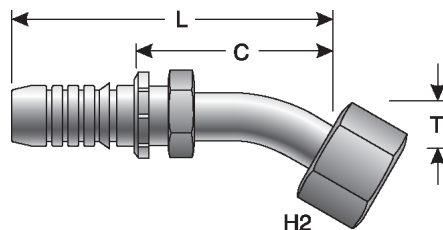
Female Flat-Face O-Ring Swivel - 22 1/2° Bent Tube




Descr.	Prod. No.	⊖		🌀	H2	T	L		C		Weight (Lbs.)	
		"	mm				"	mm	"	mm		
16GS-16FFORX22-011	7347-78615	1	25.4	1 7/16-12	41	.43	10.9	5.87	149.1	3.68	93.5	1.18

HOSE
HOSE/CPLG. SELECTION
G8K COUPLINGS
GLOBALSPIRAL COUPLINGS
PCM / PCS FERRULES
MEGACRIMP COUPLINGS
STAINLESS STEEL
POWER CRIMP COUPLINGS
LOC, GL AND GLP COUPLINGS
POLARSEAL COUPLINGS
POLARSEAL II COUPLINGS
C14 COUPLINGS
PCTS THERMOPLASTIC COUPLINGS
FIELD ATTACHABLE G1 & G2 COUPLINGS
FIELD ATTACHABLE C5 & C5E COUPLINGS
SURELOK AIR BRAKE COUPLINGS
ADAPTERS
QUICK DISCONNECT COUPLERS
LIVE SWIVEL
BALL VALVES
ACCESSORIES
EQUIPMENT AND PARTS

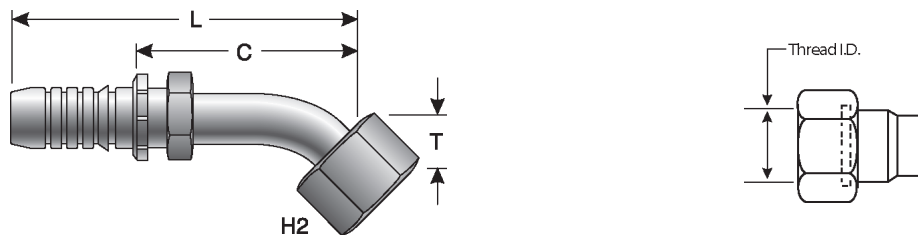
Female Flat-Face O-Ring Swivel - 30° Bent Tube




Descr.	Prod. No.	⊖			H2	T		L		C		Weight (Lbs.)
		"	mm	"	mm	"	mm	"	mm	"	mm	
16GS-16FFORX30-14	7347-76345	1	25.4	1 7/16-12	41	.55	14.0	5.87	149.1	3.64	92.5	.53

Female Flat-Face O-Ring Swivel - 45° Bent Tube

Metric Hex per ISO Draft International Standard 12151-1.
SAE J1453 O-Ring Face Seal.

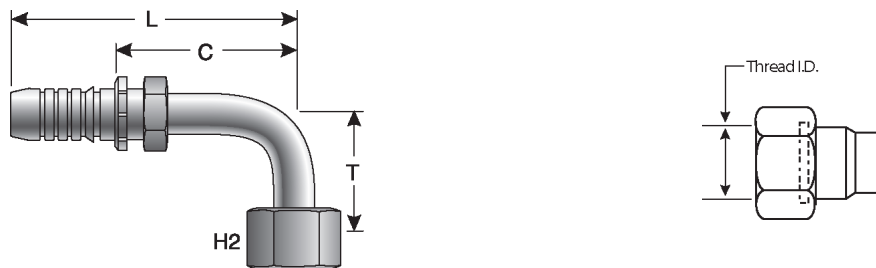


Descr.	Prod. No.	⊖			H2	T		L		C		Weight (Lbs.)
		"	mm	"	mm	"	mm	"	mm	"	mm	
6GS-6FFORX45S	7347-31145	3/8	9.5	11/16-16	22	.43	10.9	3.23	82.0	1.82	46.2	.17
6GS-8FFORX45S	7347-31155	3/8	9.5	13/16-16	24	.59	15.0	3.66	93.0	2.25	57.2	.27
8GS-8FFORX45S	7347-31245	1/2	12.7	13/16-16	24	.59	15.0	3.70	94.0	2.22	56.4	.29
8GS-10FFORX45S	7347-31255	1/2	12.7	1-14	30	.63	16.0	3.90	99.1	2.42	61.5	.03
8GS-12FFORX45S	7347-31265	1/2	12.7	1 3/16-12	36	.83	21.1	4.53	115.1	3.05	77.5	.06
10GS-10FFORX45S	7347-31345	5/8	15.9	1-14	30	.63	16.0	4.37	111.0	2.39	60.7	.43
12GS-12FFORX45S	7347-31445	3/4	19.1	1 3/16-12	36	.83	21.1	4.92	125.0	2.91	73.9	.75
12GS-16FFORX45S	7347-31465	3/4	19.1	1 7/16-12	24	.94	23.9	5.39	136.9	3.39	86.1	.93
16GS-16FFORX45S	7347-31555	1	25.4	1 7/16-12	24	.94	23.9	5.67	144.0	3.46	87.9	1.15
16GS-20FFORX45S	7347-31565	1	25.4	1 11/16-12	50	.98	24.9	6.46	164.1	4.24	107.7	1.45
20GS-20FFORX45-032	7347-76045	1 1/4	31.8	1 11/16-12	50	1.26	32.0	7.09	180.1	4.29	109.0	2.16

- HOSE
- HOSE/CPLG. SELECTION
- G8K COUPLINGS
- GLOBALSPIRAL COUPLINGS
- PCM / PCS FERRULES
- MEGACRIMP COUPLINGS
- STAINLESS STEEL
- POWER CRIMP COUPLINGS
- LOC. GL AND GLP COUPLINGS
- POLARSEAL COUPLINGS
- POLARSEAL II COUPLINGS
- C14 COUPLINGS
- PCTS THERMOPLASTIC COUPLINGS
- FIELD ATTACHABLE G1 & G2 COUPLINGS
- FIELD ATTACHABLE C5 & C5E COUPLINGS
- SURELOK AIR BRAKE COUPLINGS
- ADAPTERS
- QUICK DISCONNECT COUPLERS
- LIVE SWIVEL
- BALL VALVES
- ACCESSORIES
- EQUIPMENT AND PARTS

Female Flat-Face O-Ring Swivel - 90° Bent Tube

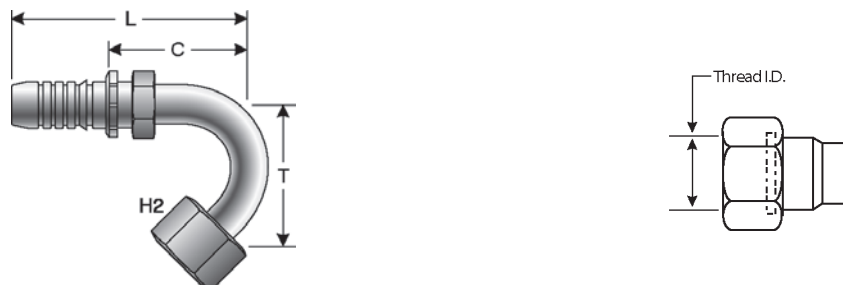
Metric Hex per ISO Draft International Standard 12151-1.
SAE J1453 O-Ring Face Seal.



Descr.	Prod. No.	⌀		H2		T		L		C		Weight (Lbs.)
		"	mm	"	mm	"	mm	"	mm	"	mm	
6GS-6FFORX90L	7347-34145	3/8	9.5	11/16-16	22	2.13	54.1	3.35	85.1	1.94	49.3	.19
6GS-6FFORX90S	7347-32145	3/8	9.5	11/16-16	22	.91	23.1	3.07	78.0	1.66	42.2	.17
6GS-8FFORX90M	7347-33155	3/8	9.5	13/16-16	24	1.61	40.9	3.35	85.1	1.94	49.3	.30
8GS-8FFORX90-083	7347-73845	1/2	12.7	13/16-16	24	3.27	83.1	3.39	86.1	1.91	48.5	.33
8GS-8FFORX90M	7347-33245	1/2	12.7	13/16-16	24	1.61	40.9	3.39	86.1	1.91	48.5	.26
8GS-8FFORX90S	7347-32245	1/2	12.7	13/16-16	24	1.14	29.0	3.39	86.1	1.91	48.5	.30
8GS-10FFORX90L	7347-34255	1/2	12.7	1-14	30	2.76	70.1	3.98	101.1	2.50	63.5	.05
8GS-10FFORX90M	7347-33255	1/2	12.7	1-14	30	1.85	47.0	3.98	101.1	2.50	63.5	.75
8GS-10FFORX90S	7347-32255	1/2	12.7	1-14	30	1.26	32.0	3.98	101.1	2.50	63.5	.03
8GS-12FFORX90S	7347-32265	1/2	12.7	1 3/16-12	36	1.89	48.0	4.21	106.9	2.74	69.6	.66
10GS-10FFORX90L	7347-34345	5/8	15.9	1-14	30	2.76	70.1	4.45	113.0	2.44	62.0	.57
10GS-10FFORX90M	7347-33345	5/8	15.9	1-14	30	1.85	47.0	4.21	106.9	2.20	55.9	.49
10GS-10FFORX90S	7347-32345	5/8	15.9	1-14	30	1.26	32.0	4.20	106.7	2.22	56.4	.43
10GS-12FFORX90S	7347-32355	5/8	15.9	1 3/16-12	36	1.26	32.0	4.21	106.9	2.74	69.6	.70
12GS-10FFORX90S	7347-32435	3/4	19.1	1-14	30	1.26	32.0	4.37	111.0	2.36	59.9	.62
12GS-12FFORX90L	7347-34445	3/4	19.1	1 3/16-12	36	3.78	96.0	5.04	128.0	3.03	77.0	1.14
12GS-12FFORX90M	7347-33445	3/4	19.1	1 3/16-12	36	2.28	57.9	5.04	128.0	3.03	77.0	.92
12GS-12FFORX90S	7347-32445	3/4	19.1	1 3/16-12	36	1.89	48.0	5.04	128.0	3.03	77.0	.88
12GS-16FFORX90L	7347-34465	3/4	19.1	1 7/16-12	41	4.49	114.1	5.39	136.9	3.39	86.1	1.32
12GS-16FFORX90M	7347-33465	3/4	19.1	1 7/16-12	41	2.80	71.1	5.39	136.9	3.39	86.1	1.10
12GS-16FFORX90S	7347-32465	3/4	19.1	1 7/16-12	41	2.20	55.9	5.39	136.9	3.39	86.1	1.05
16GS-16FFORX90L	7347-34555	1	25.4	1 7/16-12	41	4.49	114.1	5.67	144.0	3.45	87.6	1.66
16GS-16FFORX90M	7347-33555	1	25.4	1 7/16-12	41	2.80	71.1	5.67	144.0	3.45	87.6	1.55
16GS-16FFORX90S	7347-32555	1	25.4	1 7/16-12	41	2.20	55.9	5.67	144.0	3.45	87.6	1.35
16GS-20FFORX90L	7347-34565	1	25.4	1 11/16-12	50	5.08	129.0	6.05	153.7	3.83	97.3	2.11
16GS-20FFORX90M	7347-33565	1	25.4	1 11/16-12	50	3.07	78.0	6.05	153.7	3.83	97.3	1.89
16GS-20FFORX90S	7347-32565	1	25.4	1 11/16-12	50	2.52	64.0	6.06	153.9	3.84	97.5	1.78
20GS-20FFORX90L	7347-34645	1 1/4	31.8	1 11/16-12	50	5.08	129.0	6.77	172.0	3.97	100.8	2.86
20GS-20FFORX90M	7347-33645	1 1/4	31.8	1 11/16-12	50	3.07	78.0	6.77	172.0	3.97	100.8	2.46
20GS-20FFORX90S	7347-32645	1 1/4	31.8	1 11/16-12	50	2.52	64.0	6.77	172.0	3.97	100.8	2.35
20GS-24FFORX90-064	7347-76985	1 1/4	31.8	2-12	60	2.52	64.0	6.77	172.0	3.97	100.8	2.82

Female Flat-Face O-Ring Swivel - 135° Bent Tube

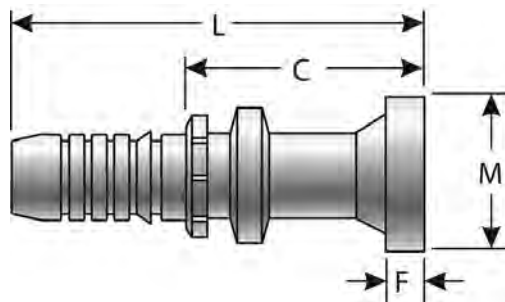
Metric Hex per ISO Draft International Standard 12151-1.
SAE J1453 O-Ring Face Seal.



Descr.	Prod. No.	⌀		H2	T		L		C		Weight (Lbs.)	
		"	mm		"	mm	"	mm	"	mm		
12GS-16FFORX135	7347-73795	3/4	19.1	1 7/16-12	24	2.99	76.0	3.39	86.1	1.48	37.6	1.17

Code 61 O-Ring Flange

-8FL, -12FL, -16FL Max. W.P. 5,000 psi; -20FL Max. W.P. 4,000 psi.
See Accessories for O-Rings.



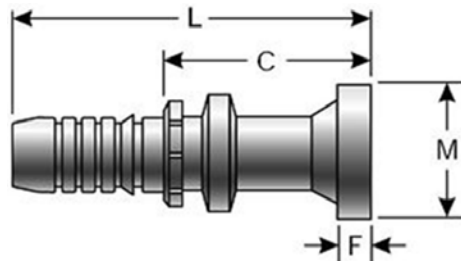
Descr.	Prod. No.	⌀		M		L		C		F		Weight (Lbs.)
		"	mm	"	mm	"	mm	"	mm	"	mm	
6GS-8FL	7347-41155	3/8	9.5	1.19	30.2	3.54	89.9	2.13	54.1	.27	6.9	.22
8GS-8FL	7347-41245	1/2	12.7	1.19	30.2	3.66	93.0	2.19	55.6	.27	6.9	.18
8GS-12FL	7347-41265	1/2	12.7	1.50	38.1	3.86	98.1	2.38	60.5	.27	6.9	.18
8GS-16FL	7347-41285	1/2	12.7	1.75	44.5	2.84	72.1	1.37	34.8	.32	8.1	.46
10GS-12FL	7347-41355	5/8	15.9	1.50	38.1	4.29	109.0	2.31	58.7	.27	6.9	.42
12GS-8FL	7347-41425	3/4	19.1	1.19	30.2	4.41	112.0	2.40	61.0	.27	6.9	.40
12GS-12FL	7347-41445	3/4	19.1	1.50	38.1	4.37	111.0	2.36	59.9	.27	6.9	.53
12GS-16FL	7347-41465	3/4	19.1	1.75	44.5	4.37	111.0	2.36	59.9	.32	8.1	.53
12GS-20FL	7347-41475	3/4	19.1	2.00	50.8	4.37	111.0	2.36	59.9	.32	8.1	.64
16GS-12FL	7347-41535	1	25.4	1.50	38.1	4.65	118.1	2.40	61.0	.27	6.9	.61
16GS-16FL	7347-41555	1	25.4	1.75	44.5	4.92	125.0	2.70	68.6	.32	8.1	.88
16GS-20FL	7347-41565	1	25.4	2.00	50.8	4.92	125.0	2.69	68.3	.32	8.1	.75
16GS-24FL	7347-41575	1	25.4	2.38	60.5	4.92	125.0	1.90	48.3	.32	8.1	1.11
20GS-16FL	7347-41635	1 1/4	31.8	1.75	44.5	5.35	135.9	2.55	64.8	.32	8.1	1.17
20GS-20FL	7347-41645	1 1/4	31.8	2.00	50.8	5.75	146.1	2.95	74.9	.32	8.1	1.51
20GS-24FL	7347-41655	1 1/4	31.8	2.38	60.5	6.30	160.0	3.50	88.9	.32	8.1	1.72
20GS-32FL	7347-41665	1 1/4	31.8	2.81	71.4	5.71	145.0	2.91	73.9	.38	9.7	1.70

HOSE
HOSE/CPLG. SELECTION
G8K COUPLINGS
GLOBALSPIRAL COUPLINGS
PCM / PCS FERRULES
MEGACRIMP COUPLINGS
STAINLESS STEEL
POWER CRIMP COUPLINGS
LOC. GL AND GLP COUPLINGS
POLARSEAL COUPLINGS
POLARSEAL II COUPLINGS
C14 COUPLINGS
PCTS THERMOPLASTIC COUPLINGS
FIELD ATTACHABLE G1 & G2 COUPLINGS
FIELD ATTACHABLE C5 & C5E COUPLINGS
SURELOK AIR BRAKE COUPLINGS
ADAPTERS
QUICK DISCONNECT COUPLERS
LIVE SWIVEL
BALL VALVES
ACCESSORIES
EQUIPMENT AND PARTS

HOSE
HOSE/CPLG. SELECTION
G8K COUPLINGS
GLOBALSPIRAL COUPLINGS
PCM / PCS FERRULES
MEGACRIMP COUPLINGS
STAINLESS STEEL
POWER CRIMP COUPLINGS
LOC, GL AND GLP COUPLINGS
POLARSEAL COUPLINGS
POLARSEAL II COUPLINGS
C14 COUPLINGS
PCTS THERMOPLASTIC COUPLINGS
FIELD ATTACHABLE G1 & G2 COUPLINGS
FIELD ATTACHABLE C5 & C5E COUPLINGS
SURELOK AIR BRAKE COUPLINGS
ADAPTERS
QUICK DISCONNECT COUPLERS
LIVE SWIVEL
BALL VALVES
ACCESSORIES
EQUIPMENT AND PARTS

Code 61 O-Ring Flange Long Neck

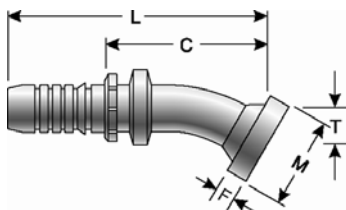
-8FL, -12FL, -16FL Max. W.P. 5,000 psi; -20FL Max. W.P. 4,000 psi.
S, M and L Drops per ISO Final Draft International Standard 12151-3.
See Accessories for O-Rings.



Descr.	Prod. No.	⊘		M		L		C		F		Weight (Lbs.)
		"	mm	"	mm	"	mm	"	mm	"	mm	
12GS-12FLL	7347-41455	3/4	19.1	1.50	38.1	5.20	132.1	3.19	81.0	.27	6.9	.60
16GS-16FLL	7347-41545	1	25.4	1.75	44.5	5.63	143.0	3.41	86.6	.32	8.1	1.11
20GS-20FLL	7347-41675	1 1/4	31.8	2.00	50.8	6.26	159.0	3.46	87.9	.32	8.1	1.60

Code 61 O-Ring Flange - 22 1/2° Bent Tube

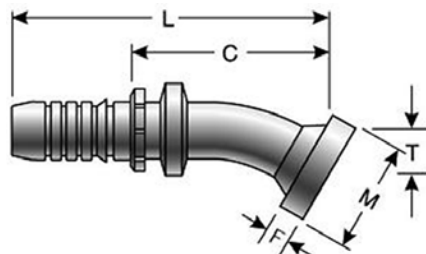
-8FL, -12FL, -16FL Max. W.P. 5,000 psi; -20FL Max. W.P. 4,000 psi.
S, M and L Drops per ISO Final Draft International Standard 12151-3.
See Accessories for O-Rings.



Descr.	Prod. No.	⊘		M		T		L		C		F		Weight (Lbs.)
		"	mm	"	mm	"	mm	"	mm	"	mm	"	mm	
8GS-8FL22M	7347-42245	1/2	12.7	1.19	30.2	.35	8.9	3.78	96.0	2.30	58.4	.27	6.9	.24
12GS-12FL22M	7347-42445	3/4	19.1	1.50	38.1	.43	10.9	5.16	131.1	3.15	80.0	.27	6.9	.55
12GS-16FL22M	7347-42465	3/4	19.1	1.75	44.5	.55	14.0	5.24	133.1	3.23	82.0	.32	8.1	.68
16GS-16FL22M	7347-42555	1	25.4	1.75	44.5	.55	14.0	6.10	154.9	3.87	98.3	.32	8.1	1.06
16GS-20FL22M	7347-42565	1	25.4	2.00	50.8	.59	15.0	6.61	167.9	4.37	111.0	.32	8.1	.81
20GS-20FL22M	7347-42645	1 1/4	31.8	2.00	50.8	.59	15.0	7.01	178.1	4.21	106.9	.32	8.1	1.58
20GS-24FL22M	7347-42655	1 1/4	31.8	2.38	60.5	.71	18.0	7.32	185.9	4.52	114.8	.32	8.1	2.09

Code 61 O-Ring Flange - 30° Bent Tube

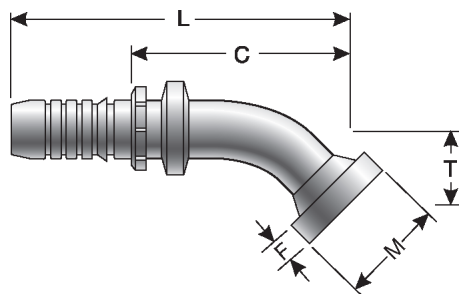
-8FL, -12FL, -16FL Max. W.P. 5,000 psi; -20FL Max. W.P. 4,000 psi.
S, M and L Drops per ISO Final Draft International Standard 12151-3.
See Accessories for O-Rings.



Descr.	Prod. No.	⊖		M		T		L		C		F		Weight (Lbs.)
		"	mm	"	mm	"	mm	"	mm	"	mm	"	mm	
8GS-12FL30M	7347-43265	1/2	12.7	1.50	38.1	.63	16.0	3.94	100.1	2.46	62.5	.27	6.9	.35
12GS-12FL30M	7347-43445	3/4	19.1	1.50	38.1	.63	16.0	5.08	129.0	3.07	78.0	.27	6.9	.55
12GS-16FL30M	7347-43465	3/4	19.1	1.75	44.5	.75	19.1	4.76	120.9	2.76	70.1	.32	8.1	.66
16GS-16FL30M	7347-43555	1	25.4	1.75	44.5	.75	19.1	6.02	152.9	3.80	96.5	.32	8.1	1.06
16GS-20FL30M	7347-43565	1	25.4	2.00	50.8	.87	22.1	6.54	166.1	4.29	109.0	.32	8.1	.81
20GS-20FL30M	7347-43645	1 1/4	31.8	2.00	50.8	.87	22.1	6.93	176.0	4.13	104.9	.32	8.1	1.58
20GS-24FL30M	7347-43655	1 1/4	31.8	2.38	60.5	1.18	30.0	7.17	182.1	4.37	111.0	.32	8.1	2.05

Code 61 O-Ring Flange - 45° Bent Tube

-8FL, -12FL, -16FL Max. W.P. 5,000 psi; -20FL Max. W.P. 4,000 psi.
S, M and L Drops per ISO Final Draft International Standard 12151-3.
See Accessories for O-Rings.



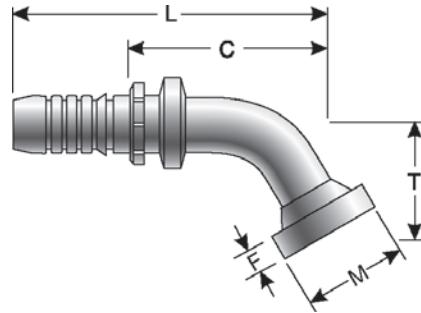
Descr.	Prod. No.	⊖		M		T		L		C		F		Weight (Lbs.)
		"	mm	"	mm	"	mm	"	mm	"	mm	"	mm	
6GS-8FL45M	7347-44155	3/8	9.5	1.19	30.2	.75	19.1	3.66	93.0	2.25	57.2	.27	6.9	.26
8GS-8FL45M	7347-44245	1/2	12.7	1.19	30.2	.75	19.1	3.70	94.0	2.22	56.4	.27	6.9	.29
8GS-12FL45M	7347-44265	1/2	12.7	1.50	38.1	1.02	25.9	3.98	101.1	2.50	63.5	.27	6.9	.38
10GS-12FL45M	7347-44355	5/8	15.9	1.50	38.1	1.02	25.9	5.00	127.0	3.02	76.7	.27	6.9	.53
12GS-12FL45M	7347-44445	3/4	19.1	1.50	38.1	1.02	25.9	4.88	124.0	2.87	72.9	.27	6.9	.53
12GS-16FL45S	7347-73135	3/4	19.1	1.75	44.5	1.10	27.9	4.96	126.0	2.95	74.9	.32	8.1	.68
16GS-16FL45M	7347-44555	1	25.4	1.75	44.5	1.26	32.0	5.79	147.1	3.57	90.7	.32	8.1	1.06
16GS-20FL45M	7347-44565	1	25.4	2.00	50.8	1.50	38.1	6.22	158.0	3.97	100.8	.32	8.1	.84
20GS-16FL45M	7347-44635	1 1/4	31.8	1.75	44.5	1.26	32.0	6.42	163.1	3.62	92.0	.32	8.1	1.37
20GS-20FL45S	7347-73565	1 1/4	31.8	2.00	50.8	1.26	32.0	6.69	169.9	3.89	98.8	.32	8.1	1.60
20GS-24FL45S	7347-73575	1 1/4	31.8	2.38	60.5	1.50	38.1	6.93	176.0	4.13	104.9	.32	8.1	2.10

- HOSE
- HOSE/CPLG. SELECTION
- G8K COUPLINGS
- GLOBALSPIRAL COUPLINGS
- PCM / PCS FERRULES
- MEGACRIMP COUPLINGS
- STAINLESS STEEL
- POWER CRIMP COUPLINGS
- LOC, GL AND GLP COUPLINGS
- POLARSEAL COUPLINGS
- POLARSEAL II COUPLINGS
- C14 COUPLINGS
- PCTS THERMOPLASTIC COUPLINGS
- FIELD ATTACHABLE G1 & G2 COUPLINGS
- FIELD ATTACHABLE C5 & C5E COUPLINGS
- SURELOK AIR BRAKE COUPLINGS
- ADAPTERS
- QUICK DISCONNECT COUPLERS
- LIVE SWIVEL
- BALL VALVES
- ACCESSORIES
- EQUIPMENT AND PARTS

HOSE
HOSE/CPLG. SELECTION
G8K COUPLINGS
GLOBALSPIRAL COUPLINGS
PCM / PCS FERRULES
MEGACRIMP COUPLINGS
STAINLESS STEEL
POWER CRIMP COUPLINGS
LOC, GL AND GLP COUPLINGS
POLARSEAL COUPLINGS
POLARSEAL II COUPLINGS
C14 COUPLINGS
PCTS THERMOPLASTIC COUPLINGS
FIELD ATTACHABLE G1 & G2 COUPLINGS
FIELD ATTACHABLE C5 & C5E COUPLINGS
SURELOK AIR BRAKE COUPLINGS
ADAPTERS
QUICK DISCONNECT COUPLERS
LIVE SWIVEL
BALL VALVES
ACCESSORIES
EQUIPMENT AND PARTS

Code 61 O-Ring Flange - 60° Bent Tube

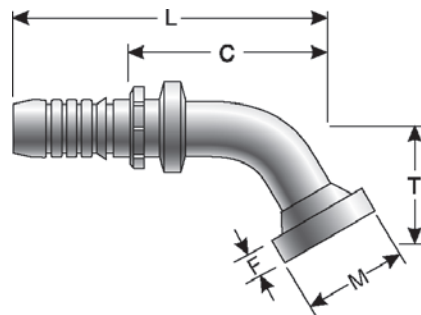
-8FL, -12FL, -16FL Max. W.P. 5,000 psi; -20FL Max. W.P. 4,000 psi.
S, M and L Drops per ISO Final Draft International Standard 12151-3.
See Accessories for O-Rings.



Descr.	Prod. No.	⊖		M		T		L		C		F		Weight (Lbs.)
		"	mm	"	mm	"	mm	"	mm	"	mm	"	mm	
8GS-8FL60M	7347-45245	1/2	12.7	1.19	30.2	1.06	26.9	4.09	103.9	2.62	66.6	.27	6.9	.57
12GS-12FL60M	7347-45445	3/4	19.1	1.50	38.1	1.46	37.1	5.39	136.9	3.39	86.1	.27	6.9	.73
12GS-16FL60M	7347-45465	3/4	19.1	1.75	44.5	1.73	43.9	5.35	135.9	3.35	85.1	.32	8.1	.77
16GS-16FL60M	7347-45555	1	25.4	1.75	44.5	1.73	43.9	6.18	157.0	3.97	100.8	.32	8.1	1.22
16GS-20FL60M	7347-45565	1	25.4	2.00	50.8	2.17	55.1	6.18	157.0	3.94	100.1	.32	8.1	.88
20GS-20FL60M	7347-45645	1 1/4	31.8	2.00	50.8	2.17	55.1	7.36	186.9	4.56	115.8	.32	8.1	1.89
20GS-24FL60M	7347-45655	1 1/4	31.8	2.38	60.5	2.52	64.0	7.68	195.1	4.88	124.0	.32	8.1	2.49

Code 61 O-Ring Flange - 67 1/2° Bent Tube

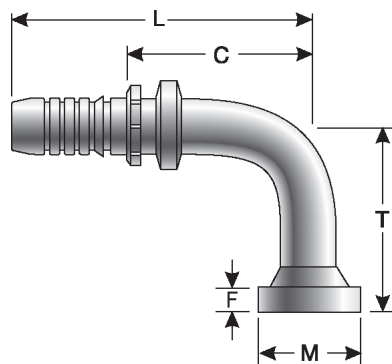
-8FL, -12FL, -16FL Max. W.P. 5,000 psi; -20FL Max. W.P. 4,000 psi.
S, M and L Drops per ISO Final Draft International Standard 12151-3.
See Accessories for O-Rings.



Descr.	Prod. No.	⊖		M		T		L		C		F		Weight (Lbs.)
		"	mm	"	mm	"	mm	"	mm	"	mm	"	mm	
8GS-12FL67-032	7347-78025	1/2	12.7	1.50	38.1	1.26	32.0	3.70	94.0	2.21	56.1	.27	6.9	.36
12GS-12FL67M	7347-46445	3/4	19.1	1.50	38.1	1.65	41.9	5.20	132.1	3.19	81.0	.27	6.9	.73
12GS-16FL67M	7347-46465	3/4	19.1	1.75	44.5	2.01	51.1	5.08	129.0	3.07	78.0	.32	8.1	.75
16GS-16FL67M	7347-46555	1	25.4	1.75	44.5	2.01	51.1	5.94	150.9	3.71	94.2	.32	8.1	1.22
16GS-20FL67M	7347-46565	1	25.4	2.00	50.8	2.52	64.0	5.83	148.1	3.59	91.2	.32	8.1	.88
20GS-20FL67M	7347-46645	1 1/4	31.8	2.00	50.8	2.52	64.0	7.01	178.1	4.21	106.9	.32	8.1	1.89
20GS-24FL67S	7347-76605	1 1/4	31.8	2.38	60.5	2.01	51.1	6.46	164.1	3.66	93.0	.32	8.1	1.90

Code 61 O-Ring Flange - 90° Bent Tube

-8FL, -12FL, -16FL Max. W.P. 5,000 psi; -20FL Max. W.P. 4,000 psi.
S, M and L Drops per ISO Final Draft International Standard 12151-3.
See Accessories for O-Rings.



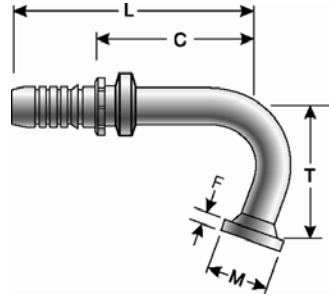
Descr.	Prod. No.	⌀		M		T		L		C		F		Weight (Lbs.)
		"	mm	"	mm	"	mm	"	mm	"	mm	"	mm	
6GS-8FL90M	7347-74155	3/8	9.5	1.19	30.2	1.57	39.9	3.43	87.1	2.02	51.3	.27	6.9	.33
8GS-8FL90L	7347-73815	1/2	12.7	1.19	30.2	3.27	83.1	3.46	87.9	1.99	50.6	.27	6.9	.40
8GS-8FL90M	7347-74245	1/2	12.7	1.19	30.2	1.57	39.9	3.46	87.9	1.99	50.6	.27	6.9	.57
8GS-12FL90M	7347-74265	1/2	12.7	1.50	38.1	2.28	57.9	3.46	87.9	1.98	50.3	.27	6.9	.84
10GS-12FL90M	7347-74355	5/8	15.9	1.50	38.1	2.28	57.9	4.33	110.0	2.35	59.7	.27	6.9	.59
12GS-8FL90-050	7347-76035	3/4	19.1	1.19	30.2	1.97	50.0	4.80	121.9	2.80	71.1	.27	6.9	.48
12GS-12FL90-100	7347-73905	3/4	19.1	1.50	38.1	3.94	100.1	4.41	112.0	2.40	61.0	.27	6.9	.86
12GS-12FL90-125	7347-73985	3/4	19.1	1.50	38.1	4.92	125.0	4.80	121.9	2.80	71.1	.27	6.9	.97
12GS-12FL90M	7347-74445	3/4	19.1	1.50	38.1	2.28	57.9	4.41	112.0	2.40	61.0	.27	6.9	.73
12GS-16FL90-080	7347-76805	3/4	19.1	1.75	44.5	3.15	80.0	5.04	128.0	3.03	77.0	.32	8.1	.08
12GS-16FL90-178	7347-79025	3/4	19.1	1.75	44.5	7.01	178.1	4.41	112.0	2.38	60.5	.32	8.1	1.22
12GS-16FL90M	7347-73925	3/4	19.1	1.75	44.5	2.76	70.1	4.41	112.0	2.40	61.0	.32	8.1	.84
12GS-16FL90S	7347-73915	3/4	19.1	1.75	44.5	2.40	61.0	4.41	112.0	2.40	61.0	.32	8.1	.81
12GS-20FL90-054	7347-73995	3/4	19.1	2.00	50.8	2.13	54.1	5.16	131.1	3.15	80.0	.32	8.1	.99
12GS-20FL90-125	7347-78375	3/4	19.1	2.00	50.8	4.92	125.0	4.76	120.9	2.76	70.1	.32	8.1	1.10
16GS-12FL90	7347-73255	1	25.4	1.50	38.1	3.15	80.0	5.31	134.9	3.10	78.7	.27	6.9	1.17
16GS-12FL90M	7347-74535	1	25.4	1.50	38.1	2.28	57.9	5.31	134.9	5.08	129.0	.27	6.9	.86
16GS-16FL90-120	7347-73165	1	25.4	1.75	44.5	4.72	119.9	5.28	134.1	3.04	77.2	.32	8.1	.97
16GS-16FL90-210	7347-78875	1	25.4	1.75	44.5	8.27	210.1	5.28	134.1	3.02	76.7	.32	8.1	.91
16GS-16FL90M	7347-74555	1	25.4	1.75	44.5	2.76	70.1	5.31	134.9	3.09	78.5	.32	8.1	1.24
16GS-16FL90S	7347-47555	1	25.4	1.75	44.5	2.40	61.0	5.31	134.9	3.09	78.5	.32	8.1	1.22
16GS-20FL90M	7347-74565	1	25.4	2.00	50.8	3.54	89.9	5.28	134.1	2.99	76.0	.32	8.1	1.33
16GS-20FL90S	7347-47565	1	25.4	2.00	50.8	2.68	68.1	5.28	134.1	3.02	76.7	.32	8.1	.88
16GS-24FL90-060	7347-73975	1	25.4	2.38	60.5	2.36	59.9	5.71	145.0	3.47	88.1	.32	8.1	1.50
16GS-24FL90S	7347-47575	1	25.4	2.38	60.5	3.19	81.0	5.28	134.1	3.04	77.2	.32	8.1	1.42
20GS-16FL90-215	7347-78885	1 1/4	31.8	1.75	44.5	8.46	214.9	6.30	160.0	3.50	88.9	.32	8.1	2.47
20GS-16FL90M	7347-74635	1 1/4	31.8	1.75	44.5	2.76	70.1	6.30	160.0	3.50	88.9	.32	8.1	1.61
20GS-20FL90-168	7347-76105	1 1/4	31.8	2.00	50.8	6.61	167.9	6.54	166.1	3.74	95.0	.32	8.1	3.36
20GS-20FL90M	7347-74645	1 1/4	31.8	2.00	50.8	3.54	89.9	6.50	165.1	3.70	94.0	.32	8.1	2.40
20GS-20FL90S	7347-47645	1 1/4	31.8	2.00	50.8	2.68	68.1	6.50	165.1	3.70	94.0	.32	8.1	1.89
20GS-24FL90-118	7347-76085	1 1/4	31.8	2.38	60.5	4.65	118.1	6.50	165.1	3.70	94.0	.32	8.1	2.90
20GS-24FL90S	7347-47655	1 1/4	31.8	2.38	60.5	3.19	81.0	6.50	165.1	3.70	94.0	.32	8.1	2.49

- HOSE
- HOSE/CPLG. SELECTION
- G8K COUPLINGS
- GLOBALSPIRAL COUPLINGS
- PCM / PCS FERRULES
- MEGACRIMP COUPLINGS
- STAINLESS STEEL
- POWER CRIMP COUPLINGS
- LOC. GL AND GLP COUPLINGS
- POLARSEAL COUPLINGS
- POLARSEAL II COUPLINGS
- C14 COUPLINGS
- PCTS THERMOPLASTIC COUPLINGS
- FIELD ATTACHABLE G1 & G2 COUPLINGS
- FIELD ATTACHABLE C5 & C5E COUPLINGS
- SURELOK AIR BRAKE COUPLINGS
- ADAPTERS
- QUICK DISCONNECT COUPLERS
- LIVE SWIVEL
- BALL VALVES
- ACCESSORIES
- EQUIPMENT AND PARTS

HOSE
HOSE/CPLG. SELECTION
G8K COUPLINGS
GLOBALSPIRAL COUPLINGS
PCM / PCS FERRULES
MEGACRIMP COUPLINGS
STAINLESS STEEL
POWER CRIMP COUPLINGS
LOC, GL AND GLP COUPLINGS
POLARSEAL COUPLINGS
POLARSEAL II COUPLINGS
C14 COUPLINGS
PCTS THERMOPLASTIC COUPLINGS
FIELD ATTACHABLE G1 & G2 COUPLINGS
FIELD ATTACHABLE C5 & C5E COUPLINGS
SURELOK AIR BRAKE COUPLINGS
ADAPTERS
QUICK DISCONNECT COUPLERS
LIVE SWIVEL
BALL VALVES
ACCESSORIES
EQUIPMENT AND PARTS

Code 61 O-Ring Flange - 100° Bent Tube

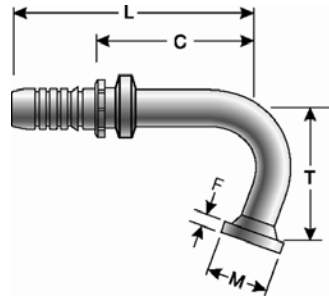
-8FL, -12FL, -16FL Max. W.P. 5,000 psi; -20FL Max. W.P. 4,000 psi.
See Accessories for O-Rings.



Descr.	Prod. No.	⊖		M		T		L		C		F		Weight (Lbs.)
		"	mm	"	mm	"	mm	"	mm	"	mm	"	mm	
12GS-16FL100-059	7347-78055	3/4	19.1	1.75	44.5	2.32	58.9	4.93	125.2	2.92	74.2	.32	8.1	.81

Code 61 O-Ring Flange - 110° Bent Tube

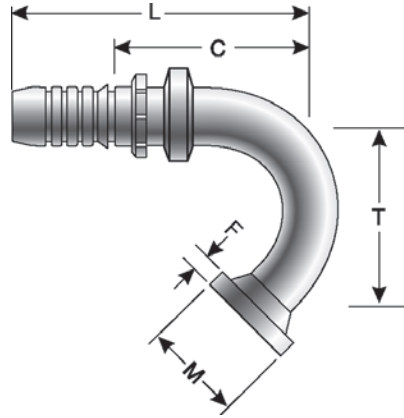
-8FL, -12FL, -16FL Max. W.P. 5,000 psi; -20FL Max. W.P. 4,000 psi.
See Accessories for O-Rings.



Descr.	Prod. No.	⊖		M		T		L		C		F		Weight (Lbs.)
		"	mm	"	mm	"	mm	"	mm	"	mm	"	mm	
12GS-12FL110-064	7347-76025	3/4	19.1	1.50	38.1	2.52	64.0	5.16	131.1	3.15	80.0	.27	6.9	.77
16GS-16FL110-073	7347-73005	1	25.4	1.75	44.5	2.87	72.9	5.83	148.1	3.61	91.7	.32	8.1	1.02
16GS-20FL110-073	7347-76455	1	25.4	2.00	50.8	2.87	72.9	4.65	118.1	2.41	61.2	.32	8.1	1.20
20GS-20FL110-080	7347-76115	1 1/4	31.8	2.00	50.8	3.15	80.0	7.13	181.1	4.33	110.0	.32	8.1	2.13
20GS-24FL110-080	7347-76125	1 1/4	31.8	2.38	60.5	3.15	80.0	7.13	181.1	4.33	110.0	.32	8.1	2.77

Code 61 O-Ring Flange - 135° Bent Tube

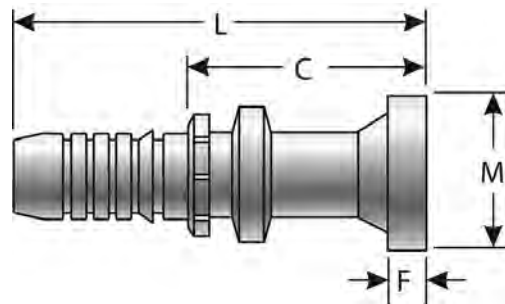
-8FL, -12FL, -16FL Max. W.P. 5,000 psi; -20FL Max. W.P. 4,000 psi.
See Accessories for O-Rings.



Descr.	Prod. No.	⊖		M		T		L		C		F		Weight (Lbs.)
		"	mm	"	mm	"	mm	"	mm	"	mm	"	mm	
12GS-12FL135-070	7347-76825	3/4	19.1	1.50	38.1	2.76	70.1	3.82	97.0	1.81	46.0	.27	6.9	.07

Code 61 Komatsu Style O-Ring Flange

-8FL, -12FL, -16FL Max. W.P. 5,000 psi; -20FL Max. W.P. 4,000 psi.
See Accessories for O-Rings.



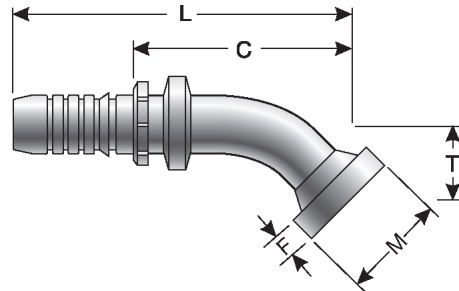
Descr.	Prod. No.	⊖		M		L		C		F		Weight (Lbs.)
		"	mm	"	mm	"	mm	"	mm	"	mm	
8GS-10FLK	7347-55255	1/2	12.7	1.35	34.3	3.21	81.5	1.74	44.2	.27	6.9	.29
10GS-10FLK	7347-73335	5/8	15.9	1.35	34.3	4.49	114.1	2.51	63.8	.27	6.9	.42
12GS-10FLK	7347-73375	3/4	19.1	1.35	34.3	4.33	110.0	2.32	58.9	.27	6.9	.42

HOSE
HOSE/CPLG. SELECTION
G8K COUPLINGS
GLOBALSPIRAL COUPLINGS
PCM / PCS FERRULES
MEGACRIMP COUPLINGS
STAINLESS STEEL
POWER CRIMP COUPLINGS
LOC. GL AND GLP COUPLINGS
POLARSEAL COUPLINGS
POLARSEAL II COUPLINGS
C14 COUPLINGS
PCTS THERMOPLASTIC COUPLINGS
FIELD ATTACHABLE G1 & G2 COUPLINGS
FIELD ATTACHABLE C5 & C5E COUPLINGS
SURELOK AIR BRAKE COUPLINGS
ADAPTERS
QUICK DISCONNECT COUPLERS
LIVE SWIVEL
BALL VALVES
ACCESSORIES
EQUIPMENT AND PARTS

HOSE
HOSE/CPLG. SELECTION
G8K COUPLINGS
GLOBALSPIRAL COUPLINGS
PCM / PCS FERRULES
MEGACRIMP COUPLINGS
STAINLESS STEEL
POWER CRIMP COUPLINGS
LOC, GL AND GLP COUPLINGS
POLARSEAL COUPLINGS
POLARSEAL II COUPLINGS
C14 COUPLINGS
PCTS THERMOPLASTIC COUPLINGS
FIELD ATTACHABLE G1 & G2 COUPLINGS
FIELD ATTACHABLE C5 & C5E COUPLINGS
SURELOK AIR BRAKE COUPLINGS
ADAPTERS
QUICK DISCONNECT COUPLERS
LIVE SWIVEL
BALL VALVES
ACCESSORIES
EQUIPMENT AND PARTS

Code 61 Komatsu Style O-Ring Flange - 45° Bent Tube

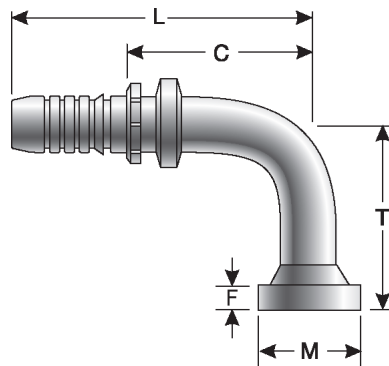
-8FL, -12FL, -16FL Max. W.P. 5,000 psi; -20FL Max. W.P. 4,000 psi.
S, M and L Drops per ISO Final Draft International Standard 12151-3.
See Accessories for O-Rings.



Descr.	Prod. No.	⊕		M		T		L		C		F		Weight (Lbs.)
		"	mm	"	mm	"	mm	"	mm	"	mm	"	mm	
10GS-10FLK45-026	7347-73365	5/8	15.9	1.35	34.3	1.02	25.9	4.76	120.9	2.78	70.6	.27	6.9	.48

Code 61 Komatsu Style O-Ring Flange - 90° Bent Tube

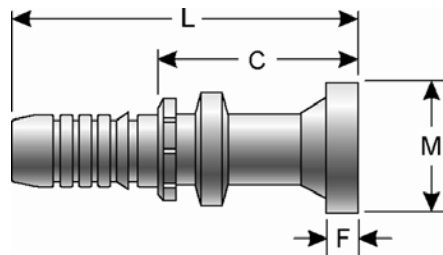
-8FL, -12FL, -16FL Max. W.P. 5,000 psi; -20FL Max. W.P. 4,000 psi.
S, M and L Drops per ISO Final Draft International Standard 12151-3.
See Accessories for O-Rings.



Descr.	Prod. No.	⊕		M		T		L		C		F		Weight (Lbs.)
		"	mm	"	mm	"	mm	"	mm	"	mm	"	mm	
10GS-10FLK90-055	7347-73355	5/8	15.9	1.35	34.3	2.17	55.1	4.33	110.0	2.35	59.7	.27	6.9	.53
12GS-10FLK90-055	7347-73695	3/4	19.1	1.35	34.3	2.17	55.1	4.65	118.1	2.64	67.1	.27	6.9	.59

Code 62 O-Ring Flange Heavy

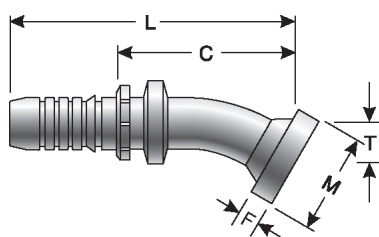
All FLH sizes Maximum Working Pressure 6,000 PSI.
See Accessories for O-Rings.



Descr.	Prod. No.	⊖		M		L		C		F		Weight (Lbs.)
		"	mm	"	mm	"	mm	"	mm	"	mm	
8GS-8FLH	7347-48245	1/2	12.7	1.25	31.8	3.66	93.0	2.19	55.6	.31	7.9	.31
8GS-12FLH	7347-48265	1/2	12.7	1.63	41.4	3.66	93.0	2.19	55.6	.35	8.9	.37
10GS-8FLH	7347-48335	5/8	15.9	1.25	31.8	4.29	109.0	2.31	58.7	.31	7.9	.37
10GS-12FLH	7347-48355	5/8	15.9	1.63	41.4	4.29	109.0	2.31	58.7	.35	8.9	.50
12GS-12FLH	7347-48445	3/4	19.1	1.63	41.4	4.49	114.1	2.48	63.0	.35	8.9	.59
12GS-16FLH	7347-48465	3/4	19.1	1.88	47.8	4.49	114.1	2.48	63.0	.38	9.7	.57
16GS-12FLH	7347-48535	1	25.4	1.63	41.4	5.08	129.0	2.86	72.6	.35	8.9	1.13
16GS-16FLH	7347-48555	1	25.4	1.88	47.8	4.92	125.0	2.70	68.6	.38	9.7	.97
16GS-20FLH	7347-48565	1	25.4	2.13	54.1	4.92	125.0	2.69	68.3	.41	10.4	.88
20GS-16FLH	7347-48635	1 1/4	31.8	1.88	47.8	6.42	163.1	3.62	92.0	.38	9.7	1.39
20GS-20FLH	7347-48645	1 1/4	31.8	2.13	54.1	5.75	146.1	2.95	74.9	.41	10.4	1.62
20GS-24FLH	7347-48655	1 1/4	31.8	2.50	63.5	6.30	160.0	3.50	88.9	.50	12.7	1.98

Code 62 O-Ring Flange Heavy - 22 1/2° Bent Tube

All FLH sizes Maximum Working Pressure 6,000 PSI.
S, M and L Drops per ISO Final Draft International Standard 12151-3.
See Accessories for O-Rings.

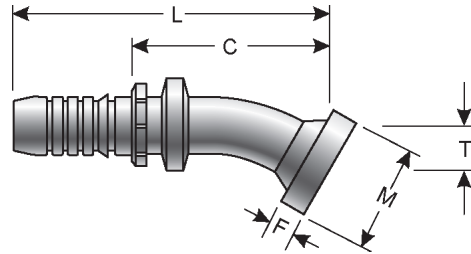


Descr.	Prod. No.	⊖		M		T		L		C		F		Weight (Lbs.)
		"	mm	"	mm	"	mm	"	mm	"	mm	"	mm	
12GS-16FLH22M	7347-49465	3/4	19.1	1.88	47.8	.55	14.0	5.43	137.9	3.43	87.1	.38	9.7	.77
16GS-16FLH22M	7347-49555	1	25.4	1.88	47.8	.55	14.0	6.10	154.9	3.88	98.6	.38	9.7	1.13
16GS-20FLH22M	7347-49565	1	25.4	2.13	54.1	.59	15.0	6.61	167.9	4.52	114.8	.41	10.4	1.30
20GS-20FLH22M	7347-49645	1 1/4	31.8	2.13	54.1	.59	15.0	7.32	185.9	4.52	114.8	.41	10.4	2.14
20GS-24FLH22M	7347-49655	1 1/4	31.8	2.50	63.5	.71	18.0	7.40	188.0	4.60	116.8	.50	12.7	2.49

- HOSE
- HOSE/CPLG. SELECTION
- G8K COUPLINGS
- GLOBALSPIRAL COUPLINGS
- PCM / PCS FERRULES
- MEGACRIMP COUPLINGS
- STAINLESS STEEL
- POWER CRIMP COUPLINGS
- LOC. GL AND GLP COUPLINGS
- POLARSEAL COUPLINGS
- POLARSEAL II COUPLINGS
- C14 COUPLINGS
- PCTS THERMOPLASTIC COUPLINGS
- FIELD ATTACHABLE G1 & G2 COUPLINGS
- FIELD ATTACHABLE C5 & C5E COUPLINGS
- SURELOK AIR BRAKE COUPLINGS
- ADAPTERS
- QUICK DISCONNECT COUPLERS
- LIVE SWIVEL
- BALL VALVES
- ACCESSORIES
- EQUIPMENT AND PARTS

Code 62 O-Ring Flange Heavy - 30° Bent Tube

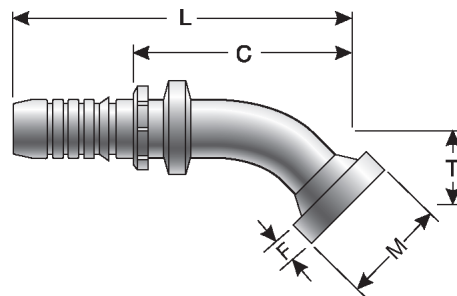
All FLH sizes Maximum Working Pressure 6,000 PSI.
S, M and L Drops per ISO Final Draft International Standard 12151-3.
See Accessories for O-Rings.



Descr.	Prod. No.	⊖		M		T		L		C		F		Weight (Lbs.)
		"	mm	"	mm	"	mm	"	mm	"	mm	"	mm	
12GS-12FLH30M	7347-50445	3/4	19.1	1.63	41.4	.63	16.0	5.08	129.0	3.07	78.0	.35	8.9	.60
12GS-16FLH30M	7347-50465	3/4	19.1	1.88	47.8	.75	19.1	5.08	129.0	3.07	78.0	.38	9.7	.77
16GS-16FLH30M	7347-50555	1	25.4	1.88	47.8	.75	19.1	6.02	152.9	3.80	96.5	.38	9.7	1.13
16GS-20FLH30M	7347-50565	1	25.4	2.13	54.1	1.50	38.1	6.22	158.0	3.98	101.1	.41	10.4	1.30
20GS-20FLH30M	7347-50645	1 1/4	31.8	2.13	54.1	.87	22.1	7.24	183.9	4.44	112.8	.41	10.4	2.09
20GS-24FLH30M	7347-50655	1 1/4	31.8	2.50	63.5	1.18	30.0	7.24	183.9	4.44	112.8	.50	12.7	2.55

Code 62 O-Ring Flange Heavy - 45° Bent Tube

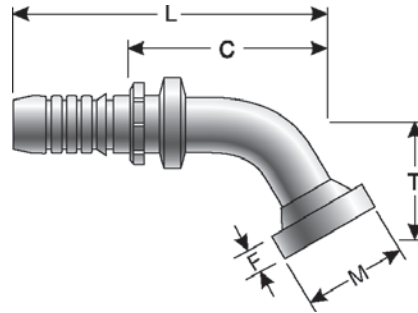
All FLH sizes Maximum Working Pressure 6,000 PSI.
S, M and L Drops per ISO Final Draft International Standard 12151-3.
See Accessories for O-Rings.



Descr.	Prod. No.	⊖		M		T		L		C		F		Weight (Lbs.)
		"	mm	"	mm	"	mm	"	mm	"	mm	"	mm	
8GS-8FLH45M	7347-51245	1/2	12.7	1.25	31.8	.75	19.1	3.70	94.0	2.22	56.4	.31	7.9	.30
8GS-12FLH45M	7347-51265	1/2	12.7	1.63	41.4	1.02	25.9	3.98	101.1	2.50	63.5	.35	8.9	.42
10GS-12FLH45M	7347-51355	5/8	15.9	1.63	41.4	1.02	25.9	5.00	127.0	3.02	76.7	.35	8.9	.60
12GS-8FLH45M	7347-51425	3/4	19.1	1.25	31.8	.75	19.1	4.56	115.8	2.55	64.8	.31	7.9	.43
12GS-12FLH45M	7347-51445	3/4	19.1	1.63	41.4	1.02	25.9	4.88	124.0	2.87	72.9	.35	8.9	.66
12GS-16FLH45M	7347-51465	3/4	19.1	1.88	47.8	1.26	32.0	5.12	130.1	3.11	79.0	.38	9.7	.77
16GS-12FLH45M	7347-51535	1	25.4	1.63	41.4	1.02	25.9	5.55	141.0	3.33	84.6	.35	8.9	.95
16GS-16FLH45M	7347-51555	1	25.4	1.88	47.8	1.26	32.0	5.79	147.1	3.57	90.7	.38	9.7	1.13
16GS-20FLH45M	7347-51565	1	25.4	2.13	54.1	1.50	38.1	6.22	158.0	3.98	101.1	.41	10.4	.95
20GS-16FLH45M	7347-51635	1 1/4	31.8	1.88	47.8	1.26	32.0	6.73	170.9	3.93	99.8	.38	9.7	1.50
20GS-20FLH45M	7347-51645	1 1/4	31.8	2.13	54.1	1.50	38.1	6.93	176.0	4.13	104.9	.41	10.4	2.04
20GS-24FLH45M	7347-51655	1 1/4	31.8	2.50	63.5	1.73	43.9	6.93	176.0	4.13	104.9	.50	12.7	2.55

Code 62 O-Ring Flange Heavy - 60° Bent Tube

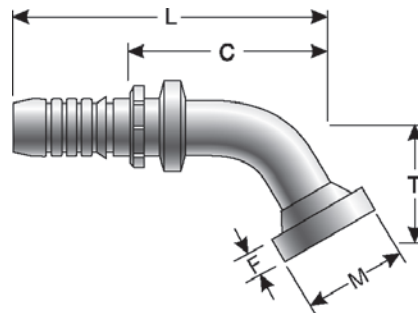
All FLH sizes Maximum Working Pressure 6,000 PSI.
S, M and L Drops per ISO Final Draft International Standard 12151-3.
See Accessories for O-Rings.



Descr.	Prod. No.	⊖		M		T		L		C		F		Weight (Lbs.)
		"	mm	"	mm	"	mm	"	mm	"	mm	"	mm	
12GS-12FLH60M	7347-52445	3/4	19.1	1.63	41.4	1.46	37.1	5.39	136.9	3.39	86.1	.35	8.9	.99
12GS-16FLH60M	7347-52465	3/4	19.1	1.88	47.8	1.73	43.9	5.35	135.9	3.35	85.1	.38	9.7	.81
16GS-16FLH60M	7347-52555	1	25.4	1.88	47.8	1.73	43.9	6.18	157.0	3.96	100.6	.38	9.7	1.28
20GS-20FLH60M	7347-52645	1 1/4	31.8	2.13	54.1	2.17	55.1	7.32	185.9	4.52	114.8	.41	10.4	2.29
20GS-24FLH60M	7347-52655	1 1/4	31.8	2.50	63.5	2.52	64.0	7.64	194.1	4.84	122.9	.50	12.7	2.84

Code 62 O-Ring Flange Heavy - 67 1/2° Bent Tube

All FLH sizes Maximum Working Pressure 6,000 PSI.
S, M and L Drops per ISO Final Draft International Standard 12151-3.
See Accessories for O-Rings.

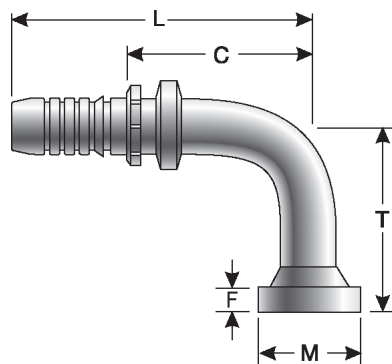


Descr.	Prod. No.	⊖		M		T		L		C		F		Weight (Lbs.)
		"	mm	"	mm	"	mm	"	mm	"	mm	"	mm	
16GS-16FLH67M	7347-53555	1	25.4	1.88	47.8	2.01	51.1	5.94	150.9	3.72	94.5	.38	9.7	1.28

- HOSE
- HOSE/CPLG. SELECTION
- G8K COUPLINGS
- GLOBALSPIRAL COUPLINGS
- PCM / PCS FERRULES
- MEGACRIMP COUPLINGS
- STAINLESS STEEL
- POWER CRIMP COUPLINGS
- LOC. GL AND GLP COUPLINGS
- POLARSEAL COUPLINGS
- POLARSEAL II COUPLINGS
- C14 COUPLINGS
- PCTS THERMOPLASTIC COUPLINGS
- FIELD ATTACHABLE G1 & G2 COUPLINGS
- FIELD ATTACHABLE C5 & C5E COUPLINGS
- SURELOK AIR BRAKE COUPLINGS
- ADAPTERS
- QUICK DISCONNECT COUPLERS
- LIVE SWIVEL
- BALL VALVES
- ACCESSORIES
- EQUIPMENT AND PARTS

Code 62 O-Ring Flange Heavy - 90° Bent Tube

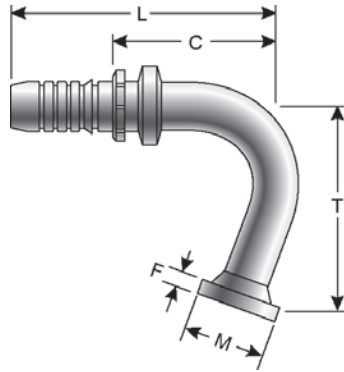
All FLH sizes Maximum Working Pressure 6,000 PSI.
S, M and L Drops per ISO Final Draft International Standard 12151-3.
See Accessories for O-Rings.



Descr.	Prod. No.	⊖		M		T		L		C		F		Weight (Lbs.)
		"	mm	"	mm	"	mm	"	mm	"	mm	"	mm	
8GS-8FLH90-080	7347-73825	1/2	12.7	1.25	31.8	3.15	80.0	3.46	87.9	1.99	50.6	.31	7.9	.40
POLARSEAL COUPLINGS	8GS-8FLH90M	1/2	12.7	1.25	31.8	1.57	39.9	3.46	87.9	1.99	50.6	.31	7.9	.57
	8GS-12FLH90M	1/2	12.7	1.63	41.4	2.28	57.9	3.46	87.9	1.99	50.6	.35	8.9	.46
POLARSEAL II COUPLINGS	10GS-8FLH90M	5/8	15.9	1.25	31.8	1.57	39.9	4.45	113.0	2.47	62.7	.31	7.9	.59
	10GS-12FLH90M	5/8	15.9	1.63	41.4	2.28	57.9	4.33	110.0	2.35	59.7	.35	8.9	.66
	12GS-12FLH90-100	3/4	19.1	1.63	41.4	3.94	100.1	4.41	112.0	2.40	61.0	.35	8.9	.90
C14 COUPLINGS	12GS-12FLH90-122	3/4	19.1	1.63	41.4	4.80	121.9	4.80	121.9	2.80	71.1	.35	8.9	.99
	12GS-12FLH90M	3/4	19.1	1.63	41.4	2.28	57.9	4.41	112.0	2.40	61.0	.35	8.9	.75
	12GS-16FLH90-140	3/4	19.1	1.88	47.8	5.51	140.0	4.57	116.1	2.56	65.0	.38	9.7	1.10
PCTS THERMOPLASTIC COUPLINGS	12GS-16FLH90M	3/4	19.1	1.88	47.8	2.76	70.1	4.41	112.0	2.40	61.0	.38	9.7	.92
	12GS-16FLH90S	3/4	19.1	1.88	47.8	2.40	61.0	4.41	112.0	2.40	61.0	.38	9.7	.83
	12GS-20FLH90M	3/4	19.1	2.13	54.1	3.54	89.9	4.80	121.9	2.80	71.1	.41	10.4	.54
	16GS-12FLH90M	1	25.4	1.63	41.4	2.28	57.9	5.31	134.9	3.09	78.5	.35	8.9	1.28
FIELD ATTACHABLE G1 & G2 COUPLINGS	16GS-16FLH90-090	1	25.4	1.88	47.8	3.54	89.9	5.52	140.2	3.28	83.3	.38	9.7	1.32
	16GS-16FLH90-120	1	25.4	1.88	47.8	4.72	119.9	5.28	134.1	3.04	77.2	.38	9.7	1.50
	16GS-16FLH90M	1	25.4	1.88	47.8	2.76	70.1	5.31	134.9	3.09	78.5	.38	9.7	1.30
FIELD ATTACHABLE C5 & C5E COUPLINGS	16GS-16FLH90S	1	25.4	1.88	47.8	2.40	61.0	5.31	134.9	3.09	78.5	.38	9.7	1.28
	16GS-20FLH90M	1	25.4	2.13	54.1	3.54	89.9	5.28	134.1	3.02	76.7	.41	10.4	1.44
	16GS-20FLH90S	1	25.4	2.13	54.1	2.68	68.1	5.28	134.1	3.02	76.7	.41	10.4	1.07
	16GS-24FLH90S	1	25.4	2.50	63.5	3.19	81.0	5.28	134.1	3.04	77.2	.50	12.7	2.00
SURELOK AIR BRAKE COUPLINGS	20GS-16FLH90-100	1 1/4	31.8	1.88	47.8	3.94	100.1	6.30	160.0	3.50	88.9	.38	9.7	1.83
	20GS-16FLH90M	1 1/4	31.8	1.88	47.8	2.76	70.1	6.30	160.0	3.50	88.9	.38	9.7	1.67
	20GS-16FLH90S	1 1/4	31.8	1.88	47.8	2.40	61.0	6.30	160.0	3.50	88.9	.38	9.7	1.61
	20GS-20FLH90-076	1 1/4	31.8	2.13	54.1	2.99	76.0	6.50	165.1	3.70	94.0	.41	10.4	2.42
	20GS-20FLH90-120	1 1/4	31.8	2.13	54.1	4.72	119.9	6.50	165.1	3.70	94.0	.41	10.4	2.95
ADAPTERS	20GS-20FLH90-152	1 1/4	31.8	2.13	54.1	5.98	151.9	6.50	165.1	3.70	94.0	.41	10.4	3.21
	20GS-20FLH90M	1 1/4	31.8	2.13	54.1	3.54	89.9	6.50	165.1	3.70	94.0	.41	10.4	2.45
	20GS-24FLH90S	1 1/4	31.8	2.50	63.5	3.19	81.0	6.50	165.1	3.70	94.0	.50	12.7	2.91

Code 62 O-Ring Flange Heavy - 110° Bent Tube

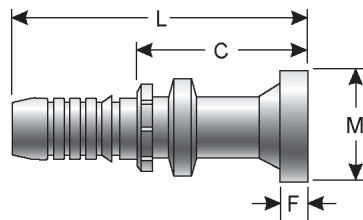
All FLH sizes Maximum Working Pressure 6,000 PSI.



Descr.	Prod. No.	⊖		M		T		L		C		F		Weight (Lbs.)
		"	mm	"	mm	"	mm	"	mm	"	mm	"	mm	
12GS-12FLH110-064	7347-78525	3/4	19.1	1.50	38.1	2.76	70.1	3.82	97.0	1.81	46.0	.27	6.9	.80

Caterpillar Style O-Ring Flange

NOTE: These FLC flanges are designed with a thicker flange head. The .56" flange dimension is frequently found on Caterpillar equipment. These flanges let the user utilize the existing Caterpillar flange halves or new Gates Caterpillar flange halves. At the user's option, standard Code 62 flanges and halves can be used in place of Caterpillar flanges and halves. The standard Code 62 flange head thickness ranges between .305" and .495". See Accessories for O-Rings.

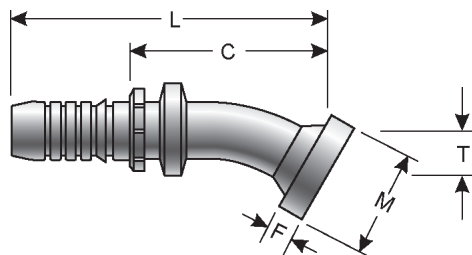


Descr.	Prod. No.	⊖		M		L		C		F		Weight (Lbs.)
		"	mm	"	mm	"	mm	"	mm	"	mm	
12GS-12FLC	7347-62445	3/4	19.1	1.63	41.4	5.71	145.0	3.70	94.0	.56	14.2	.86
12GS-16FLC	7347-62465	3/4	19.1	1.88	47.8	5.71	145.0	3.70	94.0	.56	14.2	.92
16GS-16FLC	7347-62555	1	25.4	1.88	47.8	6.10	154.9	3.87	98.3	.56	14.2	1.19
16GS-20FLC	7347-62565	1	25.4	2.13	54.1	6.10	154.9	3.87	98.3	.56	14.2	1.30
20GS-20FLC	7347-62645	1 1/4	31.8	2.13	54.1	7.36	186.9	4.56	115.8	.56	14.2	2.09
20GS-24FLC	7347-62655	1 1/4	31.8	2.50	63.5	7.36	186.9	4.56	115.8	.56	14.2	2.37

HOSE
HOSE/CPLG. SELECTION
G8K COUPLINGS
GLOBALSPIRAL COUPLINGS
PCM / PCS FERRULES
MEGACRIMP COUPLINGS
STAINLESS STEEL
POWER CRIMP COUPLINGS
LOC. GL AND GLP COUPLINGS
POLARSEAL COUPLINGS
POLARSEAL II COUPLINGS
C14 COUPLINGS
PCTS THERMOPLASTIC COUPLINGS
FIELD ATTACHABLE G1 & G2 COUPLINGS
FIELD ATTACHABLE C5 & C5E COUPLINGS
SURELOK AIR BRAKE COUPLINGS
ADAPTERS
QUICK DISCONNECT COUPLERS
LIVE SWIVEL
BALL VALVES
ACCESSORIES
EQUIPMENT AND PARTS

Caterpillar Style O-Ring Flange - 22 1/2° Bent Tube

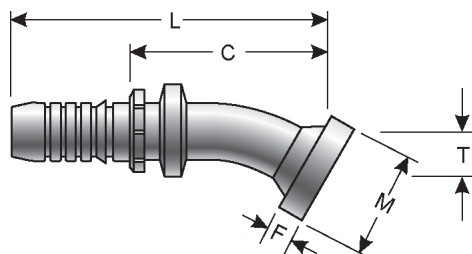
NOTE: These FLC flanges are designed with a thicker flange head. The .56" flange dimension is frequently found on Caterpillar equipment. These flanges let the user utilize the existing Caterpillar flange halves or new Gates Caterpillar flange halves. At the user's option, standard Code 62 flanges and halves can be used in place of Caterpillar flanges and halves. The standard Code 62 flange head thickness ranges between .305" and .495". See Accessories for O-Rings.



Descr.	Prod. No.	⊖		M		T		L		C		F		Weight (Lbs.)
		"	mm	"	mm	"	mm	"	mm	"	mm	"	mm	
12GS-12FLC22-016	7347-63445	3/4	19.1	1.63	41.4	.63	16.0	5.63	143.0	3.62	92.0	.56	14.2	.86
16GS-16FLC22-017	7347-63555	1	25.4	1.88	47.8	.67	17.0	6.02	152.9	3.78	96.0	.56	14.2	1.19
16GS-20FLC22-017	7347-63565	1	25.4	2.13	54.1	.67	17.0	6.02	152.9	3.78	96.0	.56	14.2	1.30
20GS-20FLC22-017	7347-63645	1 1/4	31.8	2.13	54.1	.67	17.0	7.28	184.9	4.48	113.8	.56	14.2	2.14
20GS-24FLC22-017	7347-63655	1 1/4	31.8	2.50	63.5	.67	17.0	7.28	184.9	4.48	113.8	.56	14.2	2.37

Caterpillar Style O-Ring Flange - 30° Bent Tube

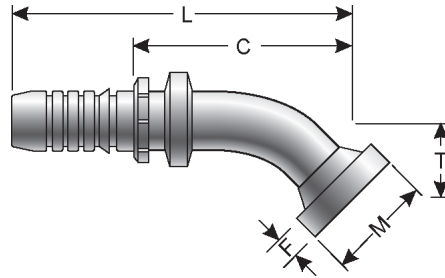
NOTE: These FLC flanges are designed with a thicker flange head. The .56" flange dimension is frequently found on Caterpillar equipment. These flanges let the user utilize the existing Caterpillar flange halves or new Gates Caterpillar flange halves. At the user's option, standard Code 62 flanges and halves can be used in place of Caterpillar flanges and halves. The standard Code 62 flange head thickness ranges between .305" and .495". See Accessories for O-Rings.



Descr.	Prod. No.	⊖		M		T		L		C		F		Weight (Lbs.)
		"	mm	"	mm	"	mm	"	mm	"	mm	"	mm	
12GS-12FLC30-022	7347-64445	3/4	19.1	1.63	41.4	.87	22.1	5.51	140.0	3.50	88.9	.56	14.2	.86
12GS-16FLC30-022	7347-64465	3/4	19.1	1.88	47.8	.87	22.1	5.55	141.0	3.54	89.9	.56	14.2	.95
16GS-16FLC30-023	7347-64555	1	25.4	1.88	47.8	.91	23.1	5.94	150.9	3.69	93.7	.56	14.2	1.22
16GS-20FLC30-023	7347-64565	1	25.4	2.13	54.1	.91	23.1	5.94	150.9	3.69	93.7	.56	14.2	1.30
20GS-20FLC30-024	7347-64645	1 1/4	31.8	2.13	54.1	.94	23.9	7.20	182.9	4.41	112.0	.56	14.2	2.09
20GS-24FLC30-024	7347-64655	1 1/4	31.8	2.50	63.5	.94	23.9	7.20	182.9	4.41	112.0	.56	14.2	2.37

Caterpillar Style O-Ring Flange - 45° Bent Tube

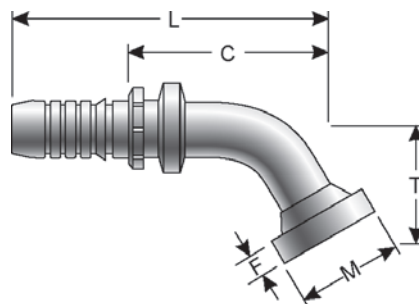
NOTE: These FLC flanges are designed with a thicker flange head. The .56" flange dimension is frequently found on Caterpillar equipment. These flanges let the user utilize the existing Caterpillar flange halves or new Gates Caterpillar flange halves. At the user's option, standard Code 62 flanges and halves can be used in place of Caterpillar flanges and halves. The standard Code 62 flange head thickness ranges between .305" and .495". See Accessories for O-Rings.



Descr.	Prod. No.	⊖		M		T		L		C		F		Weight (Lbs.)
		"	mm	"	mm	"	mm	"	mm	"	mm	"	mm	
12GS-12FLC45-035	7347-65445	3/4	19.1	1.63	41.4	1.38	35.1	5.24	133.1	3.23	82.0	.56	14.2	.86
12GS-12FLC45-066	7347-76425	3/4	19.1	1.63	41.4	2.60	66.0	6.50	165.1	4.49	114.1	.56	14.2	.94
12GS-16FLC45-035	7347-65465	3/4	19.1	1.88	47.8	1.38	35.1	5.24	133.1	3.23	82.0	.56	14.2	.95
16GS-16FLC45-037	7347-65555	1	25.4	1.88	47.8	1.46	37.1	5.63	143.0	3.40	86.4	.56	14.2	1.19
16GS-20FLC45-037	7347-65565	1	25.4	2.13	54.1	1.46	37.1	5.63	143.0	3.40	86.4	.56	14.2	1.30
20GS-20FLC45-037	7347-65645	1 1/4	31.8	2.13	54.1	1.46	37.1	6.93	176.0	4.13	104.9	.56	14.2	2.09
20GS-24FLC45-037	7347-65655	1 1/4	31.8	2.50	63.5	1.46	37.1	6.93	176.0	4.13	104.9	.56	14.2	2.31

Caterpillar Style O-Ring Flange - 60° Bent Tube

NOTE: These FLC flanges are designed with a thicker flange head. The .56" flange dimension is frequently found on Caterpillar equipment. These flanges let the user utilize the existing Caterpillar flange halves or new Gates Caterpillar flange halves. At the user's option, standard Code 62 flanges and halves can be used in place of Caterpillar flanges and halves. The standard Code 62 flange head thickness ranges between .305" and .495". See Accessories for O-Rings.

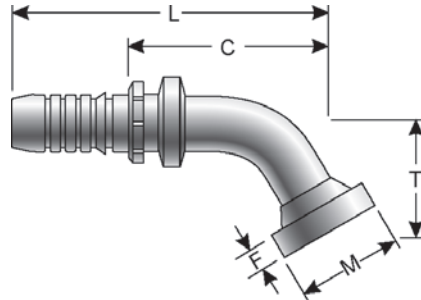


Descr.	Prod. No.	⊖		M		T		L		C		F		Weight (Lbs.)
		"	mm	"	mm	"	mm	"	mm	"	mm	"	mm	
12GS-16FLC60-048	7347-66465	3/4	19.1	1.88	47.8	1.89	48.0	5.75	146.1	3.74	95.0	.56	14.2	.95
16GS-16FLC60-050	7347-66555	1	25.4	1.88	47.8	1.97	50.0	6.42	163.1	4.17	105.9	.56	14.2	1.28
16GS-20FLC60-050	7347-66565	1	25.4	2.13	54.1	1.97	50.0	6.42	163.1	4.17	105.9	.56	14.2	1.41
20GS-20FLC60-052	7347-66645	1 1/4	31.8	2.13	54.1	2.05	52.1	7.80	198.1	5.00	127.0	.56	14.2	2.44
20GS-24FLC60-052	7347-66655	1 1/4	31.8	2.50	63.5	2.05	52.1	7.80	198.1	5.00	127.0	.56	14.2	2.73

- HOSE
- HOSE/CPLG. SELECTION
- G8K COUPLINGS
- GLOBALSPIRAL COUPLINGS
- PCM / PCS FERRULES
- MEGACRIMP COUPLINGS
- STAINLESS STEEL
- POWER CRIMP COUPLINGS
- LOC, GL AND GLP COUPLINGS
- POLARSEAL COUPLINGS
- POLARSEAL II COUPLINGS
- C14 COUPLINGS
- PCTS THERMOPLASTIC COUPLINGS
- FIELD ATTACHABLE G1 & G2 COUPLINGS
- FIELD ATTACHABLE C5 & C5E COUPLINGS
- SURELOK AIR BRAKE COUPLINGS
- ADAPTERS
- QUICK DISCONNECT COUPLERS
- LIVE SWIVEL
- BALL VALVES
- ACCESSORIES
- EQUIPMENT AND PARTS

Caterpillar Style O-Ring Flange - 67 1/2° Bent Tube

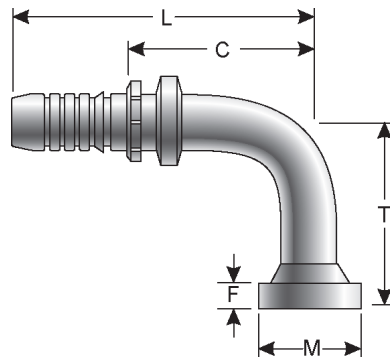
NOTE: These FLC flanges are designed with a thicker flange head. The .56" flange dimension is frequently found on Caterpillar equipment. These flanges let the user utilize the existing Caterpillar flange halves or new Gates Caterpillar flange halves. At the user's option, standard Code 62 flanges and halves can be used in place of Caterpillar flanges and halves. The standard Code 62 flange head thickness ranges between .305" and .495". See Accessories for O-Rings.



Descr.	Prod. No.	⊘		M		T		L		C		F		Weight (Lbs.)
		"	mm	"	mm	"	mm	"	mm	"	mm	"	mm	
16GS-16FLC67-057	7347-67555	1	25.4	1.88	47.8	2.24	56.9	6.14	156.0	3.90	99.1	.56	14.2	1.28
16GS-20FLC67-057	7347-67565	1	25.4	2.13	54.1	2.24	56.9	6.14	156.0	3.90	99.1	.56	14.2	1.41
20GS-20FLC67-059	7347-67645	1 1/4	31.8	2.13	54.1	2.32	58.9	7.52	191.0	4.72	119.9	.56	14.2	2.44
20GS-24FLC67-059	7347-67655	1 1/4	31.8	2.50	63.5	2.32	58.9	7.52	191.0	4.72	119.9	.56	14.2	2.73

Caterpillar Style O-Ring Flange - 90° Bent Tube

NOTE: These FLC flanges are designed with a thicker flange head. The .56" flange dimension is frequently found on Caterpillar equipment. These flanges let the user utilize the existing Caterpillar flange halves or new Gates Caterpillar flange halves. At the user's option, standard Code 62 flanges and halves can be used in place of Caterpillar flanges and halves. The standard Code 62 flange head thickness ranges between .305" and .495". See Accessories for O-Rings.

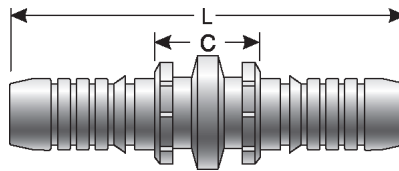


Descr.	Prod. No.	⊘		M		T		L		C		F		Weight (Lbs.)
		"	mm	"	mm	"	mm	"	mm	"	mm	"	mm	
12GS-12FLC90-068	7347-73945	3/4	19.1	1.63	41.4	2.68	68.1	4.92	125.0	2.91	73.9	.56	14.2	.88
12GS-12FLC90-128	7347-76015	3/4	19.1	1.63	41.4	5.04	128.0	4.61	117.1	2.60	66.0	.56	14.2	1.10
12GS-16FLC90-068	7347-73955	3/4	19.1	1.88	47.8	2.68	68.1	4.61	117.1	2.60	66.0	.56	14.2	1.01
16GS-16FLC90-074	7347-68555	1	25.4	1.88	47.8	2.91	73.9	5.16	131.1	2.92	74.2	.56	14.2	1.28
16GS-16FLC90-132	7347-73035	1	25.4	1.88	47.8	5.20	132.1	5.16	131.1	2.92	74.2	.56	14.2	1.55
16GS-20FLC90-074	7347-68565	1	25.4	2.13	54.1	2.91	73.9	5.16	131.1	2.92	74.2	.56	14.2	1.41
16GS-20FLC90-132	7347-68585	1	25.4	2.13	54.1	5.19	131.8	5.15	130.8	2.92	74.2	.56	14.2	1.84
20GS-20FLC90-077	7347-68645	1 1/4	31.8	2.13	54.1	3.03	77.0	6.54	166.1	3.74	95.0	.56	14.2	2.44
20GS-20FLC90-150	7347-68685	1 1/4	31.8	2.13	54.1	5.90	149.9	9.48	240.8	6.70	170.2	.56	14.2	4.03

Caterpillar Style O-Ring Flange - 90° Bent Tube - Continued

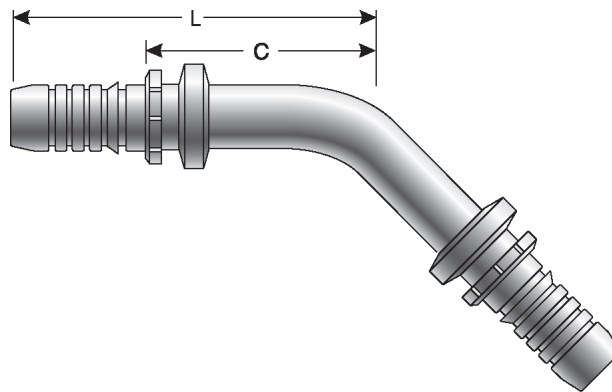
Descr.	Prod. No.	⊖		M		T		L		C		F		Weight (Lbs.)
		"	mm	"	mm	"	mm	"	mm	"	mm	"	mm	
20GS-24FLC90-077	7347-68655	1 1/4	31.8	2.50	63.5	3.03	77.0	6.54	166.1	3.74	95.0	.56	14.2	2.66

Hose Length Extender



Descr.	Prod. No.	⊖		L		C		Weight (Lbs.)
		"	mm	"	mm	"	mm	
8GS-8HLE	7347-73265	1/2	12.7	3.70	94.0	.75	19.1	.13
12GS-12HLE	7347-76815	3/4	19.1	4.80	121.9	.78	19.8	.30
16GS-16HLE	7347-76625	1	25.4	5.43	137.9	.98	24.9	.50
20GS-20HLE	7347-78585	1 1/4	31.8	6.77	172.0	1.17	29.7	1.15

Hose Length Extender - 45° Bent Tube

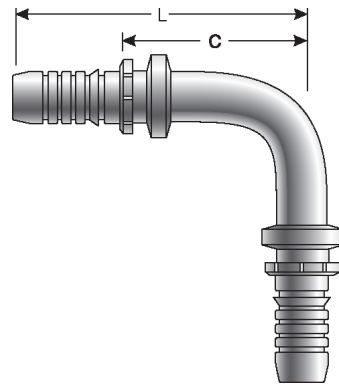


Descr.	Prod. No.	⊖		L		C		Weight (Lbs.)
		"	mm	"	mm	"	mm	
20GS-20HLE45-103	7347-78895	1 1/4	31.8	9.80	248.9	6.19	157.2	2.53

HOSE
HOSE/CPLG. SELECTION
G8K COUPLINGS
GLOBALSPIRAL COUPLINGS
PCM / PCS FERRULES
MEGACRIMP COUPLINGS
STAINLESS STEEL
POWER CRIMP COUPLINGS
LOC. GL AND GLP COUPLINGS
POLARSEAL COUPLINGS
POLARSEAL II COUPLINGS
C14 COUPLINGS
PCTS THERMOPLASTIC COUPLINGS
FIELD ATTACHABLE G1 & G2 COUPLINGS
FIELD ATTACHABLE C5 & C5E COUPLINGS
SURELOK AIR BRAKE COUPLINGS
ADAPTERS
QUICK DISCONNECT COUPLERS
LIVE SWIVEL
BALL VALVES
ACCESSORIES
EQUIPMENT AND PARTS

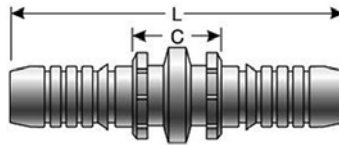
HOSE
HOSE/CPLG. SELECTION
G8K COUPLINGS
GLOBALSPIRAL COUPLINGS
PCM / PCS FERRULES
MEGACRIMP COUPLINGS
STAINLESS STEEL
POWER CRIMP COUPLINGS
LOC, GL AND GLP COUPLINGS
POLARSEAL COUPLINGS
POLARSEAL II COUPLINGS
C14 COUPLINGS
PCTS THERMOPLASTIC COUPLINGS
FIELD ATTACHABLE G1 & G2 COUPLINGS
FIELD ATTACHABLE C5 & C5E COUPLINGS
SURELOK AIR BRAKE COUPLINGS
ADAPTERS
QUICK DISCONNECT COUPLERS
LIVE SWIVEL
BALL VALVES
ACCESSORIES
EQUIPMENT AND PARTS

Hose Length Extender - 90° Bent Tube



Descr.	Prod. No.	⊖		L		C		Weight (Lbs.)
		"	mm	"	mm	"	mm	
8GS-8HLE90-086	7347-73195	1/2	12.7	3.39	86.1	1.91	48.5	.35
12GS-12HLE90-112	7347-73965	3/4	19.1	4.39	111.5	2.38	60.5	.90
16GS-16HLE90-127	7347-73705	1	25.4	5.00	127.0	2.76	70.1	1.21
20GS-20HLE90-155	7347-76705	1 1/4	31.8	6.10	154.9	3.30	83.8	2.55

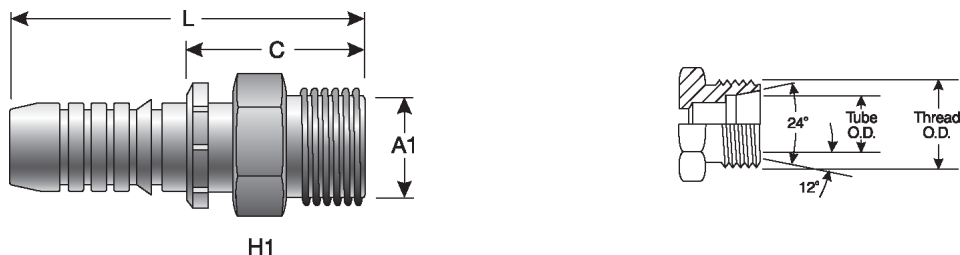
Hose Length Extender Caterpillar



Descr.	Prod. No.	⊖		L		C		Weight (Lbs.)
		"	mm	"	mm	"	mm	
12GS-12HLEC	7347-76405	3/4	19.1	6.42	163.1	2.40	61.0	.57
16GS-16HLEC	7347-76395	1	25.4	7.09	180.1	2.61	66.3	.85

Male DIN 24° Cone - Light Series

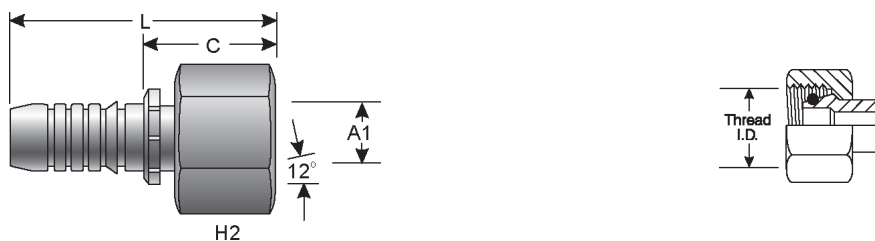
Do not use at a pressure above DIN Light ratings.
Nut Hex per ISO Draft International Standards 12151-2.



Descr.	Prod. No.	⌀		H1	L		C		A1	Weight (Lbs.)	
		"	mm		"	mm	"	mm			
6GS-12MDL	7347-93445	3/8	9.5	M18X1.5	22	2.51	63.8	1.10	27.9	12.0	.09
8GS-15MDL	7347-90625	1/2	12.7	M22X1.5	24	2.48	63.0	1.00	25.4	15.0	.14
12GS-22MDL	7347-93565	3/4	19.1	M30X2.0	32	3.13	79.5	1.12	28.5	22.0	.32
16GS-28MDL	7347-91495	1	25.4	M36X2.0	41	3.54	89.9	1.31	33.3	28.0	.05

Female DIN 24° Cone Swivel - Light Series with O-Ring

Do not use at a pressure above DIN Light ratings.
Nut Hex per ISO Draft International Standards 12151-2.



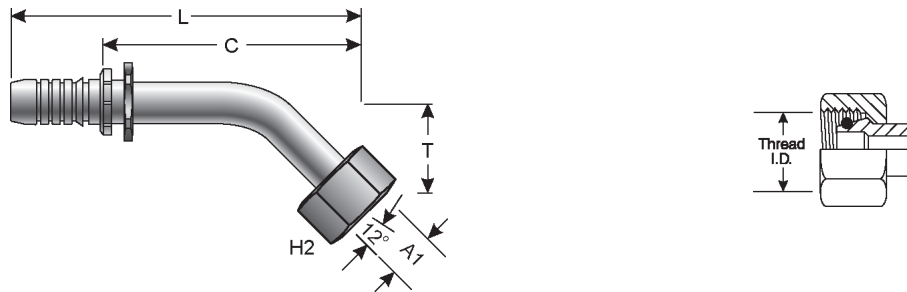
Descr.	Prod. No.	⌀		H2	L		C		A1	Weight (Lbs.)	
		"	mm		"	mm	"	mm			
6GS-12FDLORX	7347-92815	3/8	9.5	M18X1.5	22	2.87	72.9	1.46	37.1	12.0	.17
8GS-15FDLORX	7347-90595	1/2	12.7	M22X1.5	22	2.87	72.9	1.40	35.6	15.0	.43
10GS-18FDLORX	7347-92105	5/8	15.9	M26X1.5	32	3.61	91.7	1.63	41.4	18.0	.42
12GS-22FDLORX	7347-92125	3/4	19.1	M30X2.0	36	3.82	97.0	1.81	46.0	22.0	.60
12GS-28FDLORX	7347-92165	3/4	19.1	M36X2.0	41	3.90	99.1	1.89	48.1	28.0	.70
16GS-28FDLORX	7347-90795	1	25.4	M36X2.0	41	4.13	104.9	1.91	48.5	28.0	.84
20GS-35FDLORX	7347-94135	1 1/4	31.8	M45X2.0	50	5.21	132.3	2.41	61.2	35.0	1.68

- HOSE
- HOSE/CPLG. SELECTION
- G8K COUPLINGS
- GLOBALSPIRAL COUPLINGS
- PCM / PCS FERRULES
- MEGACRIMP COUPLINGS
- STAINLESS STEEL
- POWER CRIMP COUPLINGS
- LOC. GL AND GLP COUPLINGS
- POLARSEAL COUPLINGS
- POLARSEAL II COUPLINGS
- C14 COUPLINGS
- PCTS THERMOPLASTIC COUPLINGS
- FIELD ATTACHABLE G1 & G2 COUPLINGS
- FIELD ATTACHABLE C5 & C5E COUPLINGS
- SURELOK AIR BRAKE COUPLINGS
- ADAPTERS
- QUICK DISCONNECT COUPLERS
- LIVE SWIVEL
- BALL VALVES
- ACCESSORIES
- EQUIPMENT AND PARTS

HOSE
HOSE/CPLG. SELECTION
G8K COUPLINGS
GLOBALSPIRAL COUPLINGS
PCM / PCS FERRULES
MEGACRIMP COUPLINGS
STAINLESS STEEL
POWER CRIMP COUPLINGS
LOC. GL AND GLP COUPLINGS
POLARSEAL COUPLINGS
POLARSEAL II COUPLINGS
C14 COUPLINGS
PCTS THERMOPLASTIC COUPLINGS
FIELD ATTACHABLE G1 & G2 COUPLINGS
FIELD ATTACHABLE C5 & C5E COUPLINGS
SURELOK AIR BRAKE COUPLINGS
ADAPTERS
QUICK DISCONNECT COUPLERS
LIVE SWIVEL
BALL VALVES
ACCESSORIES
EQUIPMENT AND PARTS

Female DIN 24° Cone Swivel - Light Series with O-Ring - 45° Bent Tube

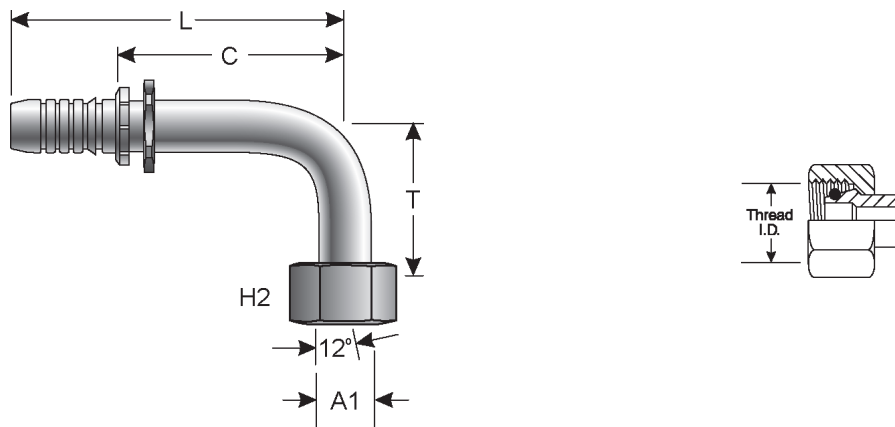
Do not use at a pressure above DIN Light ratings.
Nut Hex per ISO Draft International Standards 12151-2.



Descr.	Prod. No.	⊖		🌀		H2		T		L		C		A1	Weight (Lbs.)
		"	mm	"	mm	"	mm	"	mm	"	mm	mm			
8GS-15FDLORX45	7347-90605	1/2	12.7	M22X1.5	27	.79	20.1	3.72	94.5	2.25	57.2	15.0	.30		
12GS-22FDLORX45	7347-92525	3/4	19.1	M30X2.0	36	1.17	29.7	5.35	135.9	3.34	84.8	22.0	.70		
16GS-28FDLORX45	7347-91525	1	25.4	M36X2.0	41	1.21	30.7	6.12	155.5	3.90	99.1	28.0	1.20		

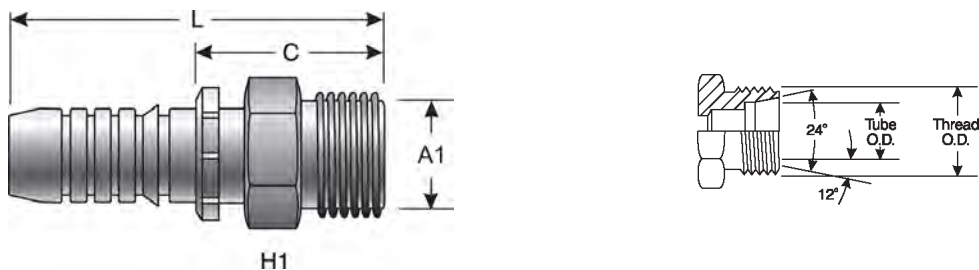
Female DIN 24° Cone Swivel - Light Series with O-Ring - 90° Bent Tube

Do not use at a pressure above DIN Light ratings.
Nut Hex per ISO Draft International Standards 12151-2.



Descr.	Prod. No.	⊖		🌀		H2		T		L		C		A1	Weight (Lbs.)
		"	mm	"	mm	"	mm	"	mm	"	mm	mm			
6GS-12FDLORX90	7347-92455	3/8	9.5	M19X1.5	22	1.45	36.8	3.07	78.0	1.66	42.2	12.0	.20		
8GS-15FDLORX90	7347-90615	1/2	12.7	M22X1.5	27	1.65	41.9	3.46	87.9	1.98	50.3	15.0	.32		
10GS-18FDLORX90	7347-92515	5/8	15.9	M26X1.5	32	2.03	51.6	4.47	113.5	2.49	63.3	18.0	.27		
12GS-22FDLORX90M	7347-92135	3/4	19.1	M30X2.0	36	2.44	62.0	4.86	123.4	2.86	72.6	22.0	.88		
16GS-28FDLORX90M	7347-90765	1	25.4	M36X2.0	41	2.76	70.1	5.82	147.8	2.71	68.8	28.0	1.39		
24GSP-42FDLORX90	7347-94965	1 1/2	38.1	M52X2.0	60	3.62	92.0	7.66	194.6	4.76	120.9	42.0	2.01		

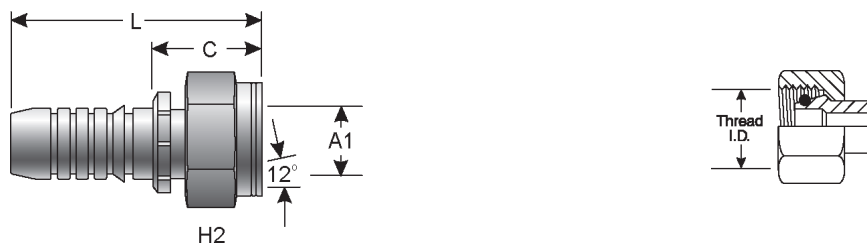
Male DIN 24° Cone - Heavy Series



Descr.	Prod. No.	⊖		🌀	H1	L		C		A1	Weight (Lbs.)
		"	mm			"	mm	"	mm		
6GS-12MDH	7347-01785	3/8	9.5	M20X1.5	22	2.51	63.8	1.10	27.9	12.0	.10
6GS-14MDH	7347-92675	3/8	9.5	M22X1.5	24	2.59	65.8	1.18	30.0	14.0	.16
8GS-16MDH	7347-91325	1/2	12.7	M24X1.5	27	1.17	29.7	1.18	30.0	16.0	.20
10GS-20MDH	7347-92695	5/8	15.9	M30X2.0	32	3.35	85.1	1.37	34.8	20.0	.36
12GS-20MDH	7347-92255	3/4	19.1	M30X2.0	32	3.35	85.1	1.34	34.0	20.0	.38
12GS-25MDH	7347-92265	3/4	19.1	M36X2.0	41	3.50	88.9	1.50	38.1	25.0	.59
12GS-30MDH	7347-93765	3/4	19.1	M42X2.0	46	3.90	99.1	1.06	26.9	30.0	.84
16GS-25MDH	7347-91505	1	25.4	M36X2.0	41	3.82	97.0	1.58	40.1	25.0	.50
16GS-30MDH	7347-91515	1	25.4	M42X2.0	46	3.90	99.1	1.66	42.2	30.0	.78
20GS-38MDH	7347-93295	1 1/4	31.8	M52X2.0	55	4.84	122.9	2.04	51.8	38.0	1.54

Female DIN 24° Cone Swivel - Heavy Series with O-Ring

Nut Hex per ISO Draft International Standards 12151-2.

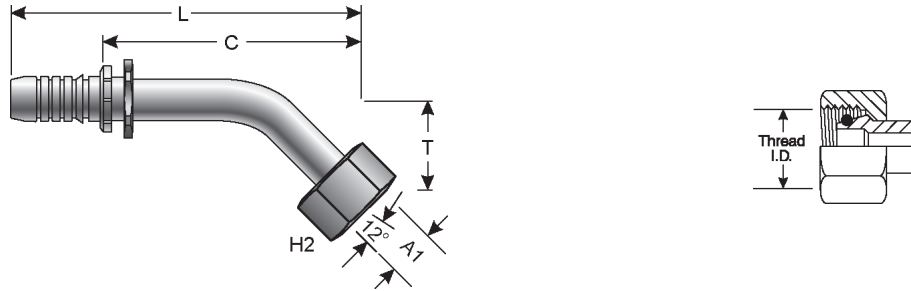


Descr.	Prod. No.	⊖		🌀	H2	L		C		A1	Weight (Lbs.)
		"	mm			"	mm	"	mm		
6GS-10FDHORX	7347-92635	3/8	9.5	M18X1.5	22	3.24	82.3	1.41	35.8	10.0	.19
6GS-12FDHORX	7347-92645	3/8	9.5	M20X1.5	24	2.87	72.9	1.46	37.1	12.0	.20
6GS-14FDHORX	7347-92085	3/8	9.5	M22X1.5	27	2.97	75.4	1.56	39.6	14.0	.26
8GS-12FDHORX	7347-95195	1/2	12.7	M20X1.5	24	2.87	72.9	1.53	38.9	12.0	.22
8GS-14FDHORX	7347-92095	1/2	12.7	M22X1.5	27	3.01	76.5	1.53	38.9	14.0	.27
8GS-16FDHORX	7347-91335	1/2	12.7	M24X1.5	30	3.11	79.0	1.63	41.4	16.0	.32
8GS-20FDHORX	7347-92715	1/2	12.7	M30X2.0	36	3.11	79.0	1.96	49.9	20.0	.48
10GS-20FDHORX	7347-92115	5/8	15.9	M30X2.0	36	3.94	100.1	1.96	49.9	20.0	.58
10GS-25FDHORX	7347-93425	5/8	15.9	M36X2.0	46	4.09	103.9	2.11	53.6	25.0	.95
12GS-20FDHORX	7347-92145	3/4	19.1	M30X2.0	36	4.06	103.1	2.05	52.1	20.0	.48
12GS-25FDHORX	7347-92155	3/4	19.1	M36X2.0	46	4.23	107.4	2.22	56.4	25.0	.94
16GS-25FDHORX	7347-91535	1	25.4	M36X2.0	46	4.57	116.1	2.35	59.7	25.0	1.16
16GS-30FDHORX	7347-90805	1	25.4	M42X2.0	50	4.65	118.1	2.43	61.7	30.0	1.28
16GS-38FDHORX	7347-94225	1	25.4	M52X2.0	60	4.40	111.8	2.17	55.1	38.0	1.70
20GS-38FDHORX	7347-93305	1 1/4	31.8	M52X2.0	60	5.71	145.0	2.91	73.9	38.0	2.23

- HOSE
- HOSE/CPLG. SELECTION
- G8K COUPLINGS
- GLOBALSPIRAL COUPLINGS
- PCM / PCS FERRULES
- MEGACRIMP COUPLINGS
- STAINLESS STEEL
- POWER CRIMP COUPLINGS
- LOC. GL AND GLP COUPLINGS
- POLARSEAL COUPLINGS
- POLARSEAL II COUPLINGS
- C14 COUPLINGS
- PCTS THERMOPLASTIC COUPLINGS
- FIELD ATTACHABLE G1 & G2 COUPLINGS
- FIELD ATTACHABLE C5 & C5E COUPLINGS
- SURELOK AIR BRAKE COUPLINGS
- ADAPTERS
- QUICK DISCONNECT COUPLERS
- LIVE SWIVEL
- BALL VALVES
- ACCESSORIES
- EQUIPMENT AND PARTS

Female DIN 24° Cone Swivel - Heavy Series with O-Ring - 45° Bent Tube

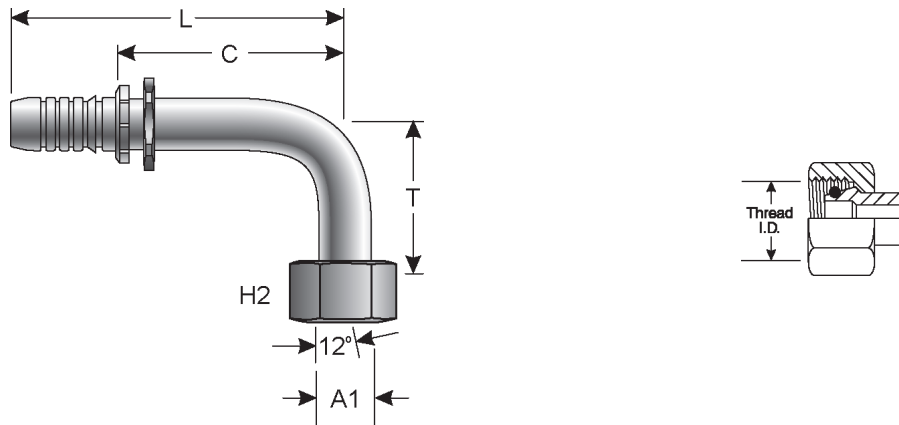
Nut Hex per ISO Draft International Standards 12151-2.



Descr.	Prod. No.	⌀		M	H2	T		L		C		A1	Weight (Lbs.)
		"	mm			"	mm	"	mm	"	mm		
6GS-12FDHORX45	7347-92425	3/8	9.5	M20X1.5	24	2.87	72.9	2.97	75.4	1.41	35.8	12.0	.20
6GS-14FDHORX45	7347-92465	3/8	9.5	M22X1.5	27	2.97	75.4	3.31	84.1	1.46	37.1	14.0	.27
8GS-16FDHORX45	7347-91345	1/2	12.7	M24X1.5	30	.85	21.6	3.70	94.0	2.23	56.6	16.0	.37
10GS-20FDHORX45	7347-92325	5/8	15.9	M30X2.0	36	.98	24.9	4.79	121.7	2.81	71.4	20.0	.60
12GS-20FDHORX45	7347-93285	3/4	19.1	M30X2.0	36	1.17	29.7	6.33	160.8	4.33	110.0	20.0	.90
12GS-25FDHORX45M	7347-92175	3/4	19.1	M36X2.0	46	1.23	31.2	5.31	134.9	3.40	86.4	25.0	1.14
16GS-25FDHORX45M	7347-91545	1	25.4	M36X2.0	46	1.38	35.1	3.90	99.1	1.66	42.2	25.0	1.41
16GS-30FDHORX45	7347-91565	1	25.4	M42X2.0	50	1.38	35.1	6.29	159.8	4.07	103.4	30.0	1.45
20GS-38FDHORX45M	7347-93415	1 1/4	31.8	M52X2.0	60	1.67	42.4	7.72	196.1	4.92	125.0	38.0	3.08

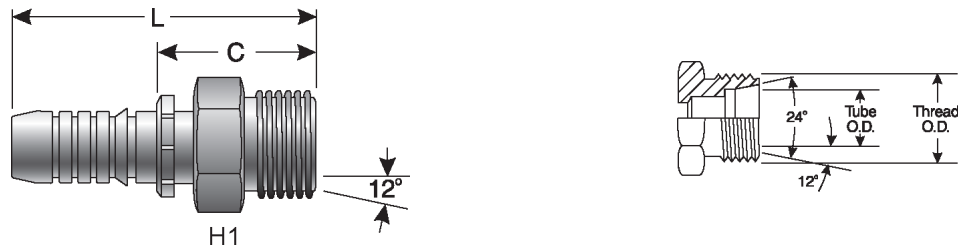
Female DIN 24° Cone Swivel - Heavy Series with O-Ring - 90° Bent Tube

Nut Hex per ISO Draft International Standards 12151-2.



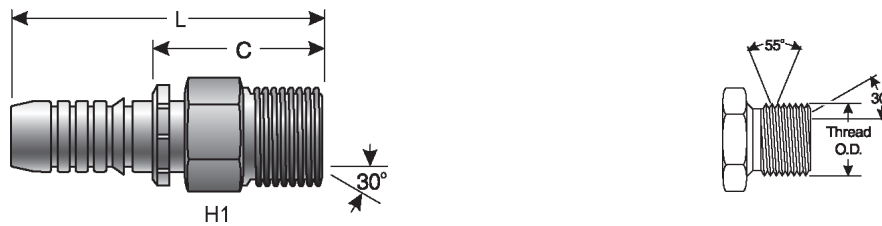
Descr.	Prod. No.	⌀		M	H2	T		L		C		A1	Weight (Lbs.)
		"	mm			"	mm	"	mm	"	mm		
6GS-12FDHORX90	7347-92435	3/8	9.5	M20X1.5	24	1.45	36.8	3.07	78.0	1.46	37.1	12.0	.23
6GS-14FDHORX90	7347-92475	3/8	9.5	M22X1.5	27	1.57	39.9	3.07	78.0	1.66	42.2	14.0	.28
8GS-16FDHORX90M	7347-91485	1/2	12.7	M24X1.5	30	1.73	43.9	3.39	86.1	1.91	48.5	16.0	.40
10GS-20FDHORX90M	7347-92335	5/8	15.9	M30X2.0	36	2.01	51.1	4.43	112.5	2.45	62.2	20.0	.73
12GS-20FDHORX90	7347-92185	3/4	19.1	M30X2.0	36	2.44	62.0	4.86	123.4	2.85	72.4	20.0	.87
12GS-25FDHORX90M	7347-92195	3/4	19.1	M36X2.0	46	2.52	64.0	4.86	123.4	2.85	72.4	25.0	1.14
16GS-25FDHORX90	7347-91555	1	25.4	M36X2.0	46	2.99	76.0	5.94	150.9	3.72	94.5	25.0	1.66
16GS-30FDHORX90M	7347-90775	1	25.4	M42X2.0	50	2.99	76.0	5.81	147.6	3.59	91.2	30.0	1.80
20GS-38FDHORX90M	7347-93315	1 1/4	31.8	M52X2.0	60	3.43	87.1	7.11	180.6	4.31	109.5	38.0	3.34

Male Kobelco Style



Descr.	Prod. No.	⊖		🌀	H1	L		C		Weight (Lbs.)
		"	mm			"	mm	"	mm	
12GS-22MKB	7347-73665	3/4	19.1	M30X1.5	36	3.35	85.1	1.34	34.0	.42
12GS-28MKB	7347-73675	3/4	19.1	M36X1.5	41	3.62	92.0	1.61	40.9	.66
16GS-28MKB	7347-73095	1	25.4	M36X1.5	50	3.98	101.1	1.74	44.2	.97
16GS-35MKB	7347-73025	1	25.4	M45X1.5	50	3.74	95.0	1.50	38.1	.73

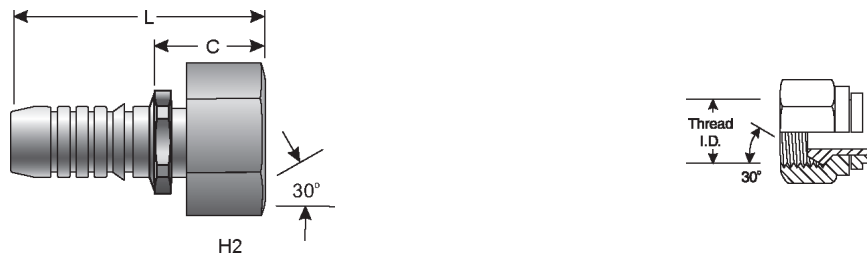
Male British Standard Pipe Parallel



Descr.	Prod. No.	⊖		🌀	H1	L		C		Weight (Lbs.)
		"	mm			"	mm	"	mm	
6GS-6MBSPP	7347-01775	3/8	9.5	3/8-19	22	2.48	63.0	1.07	27.2	.11
8GS-8MBSPP	7347-91365	1/2	12.7	1/2-14	27	2.66	67.6	1.81	46.0	.19
10GS-10MBSPP	7347-92615	5/8	15.9	5/8-14	30	2.66	67.6	1.18	30.0	.29
10GS-12MBSPP	7347-92625	5/8	15.9	3/4-14	32	3.35	85.1	1.37	34.8	.34
12GS-12MBSPP	7347-92205	3/4	19.1	3/4-14	32	3.35	85.1	1.37	34.8	.36
16GS-16MBSPP	7347-90825	1	25.4	1-11	41	3.86	98.1	1.62	41.2	.60
20GS-20MBSPP	7347-93365	1 1/4	31.8	1 1/4-11	50	4.65	118.1	1.85	47.0	1.21

- HOSE
- HOSE/CPLG. SELECTION
- G8K COUPLINGS
- GLOBALSPIRAL COUPLINGS
- PCM / PCS FERRULES
- MEGACRIMP COUPLINGS
- STAINLESS STEEL
- POWER CRIMP COUPLINGS
- LOC. GL AND GLP COUPLINGS
- POLARSEAL COUPLINGS
- POLARSEAL II COUPLINGS
- C14 COUPLINGS
- PCTS THERMOPLASTIC COUPLINGS
- FIELD ATTACHABLE G1 & G2 COUPLINGS
- FIELD ATTACHABLE C5 & C5E COUPLINGS
- SURELOK AIR BRAKE COUPLINGS
- ADAPTERS
- QUICK DISCONNECT COUPLERS
- LIVE SWIVEL
- BALL VALVES
- ACCESSORIES
- EQUIPMENT AND PARTS

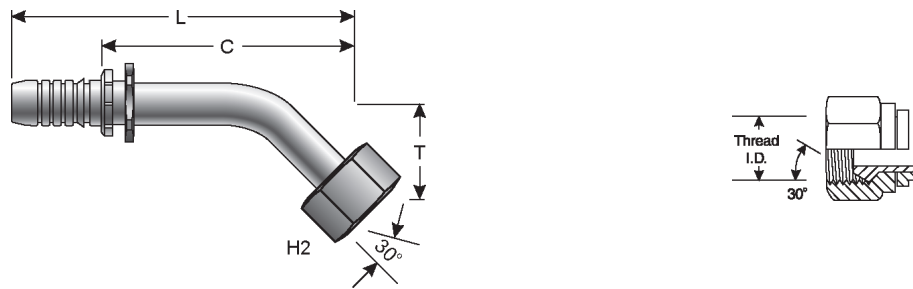
Female British Standard Parallel Pipe O-Ring Swivel



Descr.	Prod. No.	⊘		H2		L		C		Weight (Lbs.)
		"	mm	"	mm	"	mm	"	mm	
6GS-6FBSPORX	7347-92235	3/8	9.5	3/8-19	22	2.34	59.4	.93	23.6	.14
6GS-8FBSPORX	7347-92705	3/8	9.5	1/2-14	27	2.40	61.0	.93	23.6	.19
8GS-8FBSPORX	7347-91405	1/2	12.7	1/2-14	27	2.40	61.0	.93	23.6	.22
10GS-10FBSPORX	7347-92405	5/8	15.9	5/8-14	30	3.35	85.1	1.18	30.0	.37
10GS-12FBSPORX	7347-93965	5/8	15.9	3/4-14	30	3.35	85.1	1.37	34.8	1.00
12GS-12FBSPORX	7347-93995	3/4	19.1	3/4-14	32	3.41	86.6	1.40	35.6	.48
12GS-16FBSPORX	7347-92585	3/4	19.1	1-11	41	3.74	95.0	1.40	35.6	.70
16GS-16FBSPORX	7347-90815	1	25.4	1-11	41	3.74	95.0	1.52	38.6	.84
16GS-20FBSPORX	7347-94195	1	25.4	1 1/2	50	3.27	83.1	1.03	26.2	.83
20GS-20FBSPORX	7347-93375	1 1/4	31.8	1 1/4-11	50	4.59	116.6	1.79	45.5	1.47

Female British Standard Parallel Pipe O-Ring Swivel - 45° Bent Tube

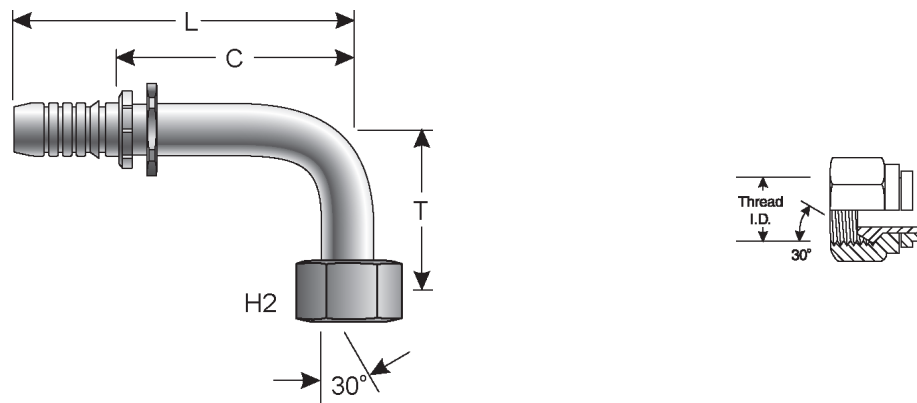
S, M and L Drops and Hex per ISO Working Draft 12151-6.



Descr.	Prod. No.	⊘		H2		T		L		C		Weight (Lbs.)
		"	mm	"	mm	"	mm	"	mm	"	mm	
6GS-6FBSPORX45	7347-92345	3/8	9.5	3/8-19	22	.61	15.5	3.27	83.1	1.86	47.2	.18
8GS-8FBSPORX45M	7347-91415	1/2	12.7	1/2-14	27	.67	17.0	3.60	91.4	2.13	54.1	.43
10GS-10FBSPORX45	7347-92285	5/8	15.9	5/8-14	30	1.04	26.4	4.20	106.7	2.25	57.2	.50
12GS-12FBSPORX45	7347-94005	3/4	19.1	3/4-14	32	1.11	28.3	5.22	132.6	3.21	81.6	.73
16GS-16FBSPORX45M	7347-92275	1	25.4	1-11	41	1.22	31.0	6.12	155.5	3.90	99.1	1.25
20GS-20FBSPORX45M	7347-93395	1 1/4	31.8	1 1/4-11	50	1.48	37.6	7.52	191.0	4.72	119.9	2.42

Female British Standard Parallel Pipe O-Ring Swivel - 90° Bent Tube

S, M and L Drops and Hex per ISO Working Draft 12151-6.



Descr.	Prod. No.	⊖		H2	T		L		C		Weight (Lbs.)	
		"	mm		"	mm	"	mm	"	mm		
6GS-6FBSPORX90	7347-92355	3/8	9.5	3/8-19	22	1.26	32.0	3.07	78.0	1.66	42.2	.19
8GS-8FBSPORX90M	7347-91425	1/2	12.7	1/2-14	27	1.48	37.6	3.46	87.9	1.99	50.6	.32
10GS-10FBSPORX90	7347-92295	5/8	15.9	5/8-14	30	1.90	48.3	4.70	119.4	2.45	62.2	.55
12GS-12FBSPORX90	7347-94015	3/4	19.1	3/4-14	30	2.36	60.0	4.90	124.2	2.88	73.2	.82
16GS-16FBSPORX90	7347-90785	1	25.4	1-11	41	2.76	70.1	5.81	147.6	3.59	91.2	1.44
20GS-20FBSPORX90M	7347-93405	1 1/4	31.8	1 1/4-11	50	3.15	80.0	7.11	180.6	4.31	109.5	2.77

Female British Standard Pipe Parallel O-Ring Swivel - 90° Block



Descr.	Prod. No.	⊖		H2	T		L		C		Weight (Lbs.)	
		"	mm		"	mm	"	mm	"	mm		
12GS-12FBSPORX90BL	7347-93955	3/4	19.1	3/4-14	32	1.53	38.9	3.07	78.0	1.06	26.9	1.00

HOSE

HOSE/CPLG. SELECTION

G8K COUPLINGS

GLOBALSPIRAL COUPLINGS

PCM / PCS FERRULES

MEGACRIMP COUPLINGS

STAINLESS STEEL

POWER CRIMP COUPLINGS

LOC. GL AND GLP COUPLINGS

POLARSEAL COUPLINGS

POLARSEAL II COUPLINGS

C14 COUPLINGS

PCTS THERMOPLASTIC COUPLINGS

FIELD ATTACHABLE G1 & G2 COUPLINGS

FIELD ATTACHABLE C5 & C5E COUPLINGS

SURELOK AIR BRAKE COUPLINGS

ADAPTERS

QUICK DISCONNECT COUPLERS

LIVE SWIVEL

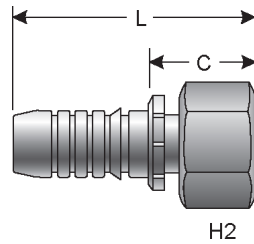
BALL VALVES


ACCESSORIES

EQUIPMENT AND PARTS


HOSE
HOSE/CPLG. SELECTION
G8K COUPLINGS
GLOBALSPIRAL COUPLINGS
PCM / PCS FERRULES
MEGACRIMP COUPLINGS
STAINLESS STEEL
POWER CRIMP COUPLINGS
LOC, GL AND GLP COUPLINGS
POLARSEAL COUPLINGS
POLARSEAL II COUPLINGS
C14 COUPLINGS
PCTS THERMOPLASTIC COUPLINGS
FIELD ATTACHABLE G1 & G2 COUPLINGS
FIELD ATTACHABLE C5 & C5E COUPLINGS
SURELOK AIR BRAKE COUPLINGS
ADAPTERS
QUICK DISCONNECT COUPLERS
LIVE SWIVEL
BALL VALVES
ACCESSORIES
EQUIPMENT AND PARTS

Female British Flat Face Swivel



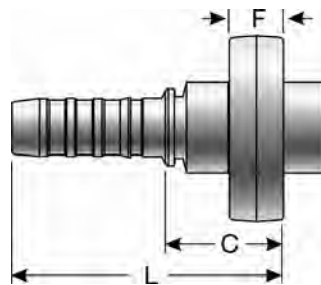
Descr.	Prod. No.	⊖			H2	L		C		Weight (Lbs.)
		"	mm	"	mm	"	mm	"	mm	
16GS-16FBFFX	7347-78915	1	25.4	1-11	41	3.78	96.0	1.56	39.6	1.01

Female French GAZ (Poclairn) 24° High Pressure Flange



Descr.	Prod. No.	⊖		L		C		F		Weight (Lbs.)
		"	mm	"	mm	"	mm	"	mm	
8GS-17FPFL	7347-93215	1/2	12.7	2.72	69.1	1.24	31.5	.56	14.2	.05
10GS-21FPFL	7347-92995	5/8	15.9	3.35	85.1	1.37	34.8	.56	14.2	.06
12GS-27FPFL	7347-93065	3/4	19.1	3.58	90.9	1.57	39.9	.56	14.2	.10
16GS-34FPFL	7347-93165	1	25.4	4.02	102.1	1.78	45.2	.56	14.2	.17
20GS-42FPFL	7347-93465	1 1/4	31.8	5.24	133.1	2.44	62.0	.56	14.2	.28

Male French GAZ (Poclairn) 24° High Pressure Flange

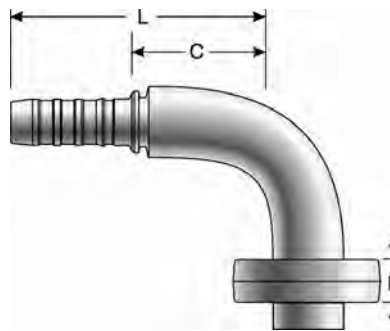


Descr.	Prod. No.	⊖		L		C		F		Weight (Lbs.)
		"	mm	"	mm	"	mm	"	mm	
8GS-17MPFL	7347-93225	1/2	12.7	3.11	79.0	1.63	41.4	.56	14.2	.64

Male French GAZ (Poclairn) 24° High Pressure Flange - Continued

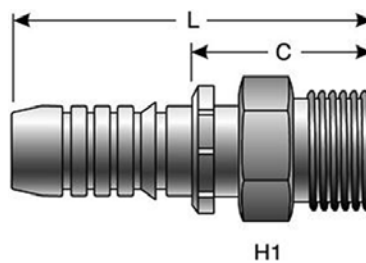
Descr.	Prod. No.	⊖		L		C		F		Weight (Lbs.)
		"	mm	"	mm	"	mm	"	mm	
10GS-21MPFL	7347-93005	5/8	15.9	3.27	83.1	1.29	32.8	.56	14.2	.73
12GS-27MPFL	7347-93085	3/4	19.1	4.02	102.1	2.01	51.1	.56	14.2	1.30
16GS-34MPFL	7347-93185	1	25.4	4.51	114.6	2.27	57.7	.56	14.2	2.10
20GS-42MPFL	7347-93475	1 1/4	31.8	6.77	172.0	3.96	100.6	.56	14.2	4.27

Male French GAZ (Poclairn) 24° High Pressure Flange - 90° Bent Tube



Descr.	Prod. No.	⊖		T		L		C		F		Weight (Lbs.)
		"	mm	"	mm	"	mm	"	mm	"	mm	
10GS-21MPFL90	7347-93045	5/8	15.9	2.27	57.7	3.62	92.0	1.64	41.7	.56	14.2	.78
20GS-42MPFL90	7347-93485	1 1/4	31.8	3.51	89.2	5.90	149.9	3.09	78.5	.56	14.2	3.77

Male French GAZ

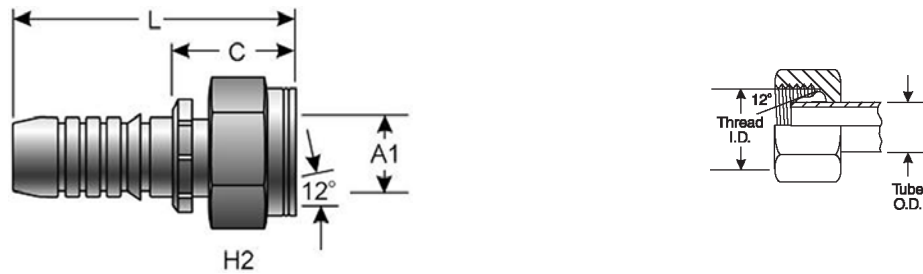


Descr.	Prod. No.	⊖		H1	L		C		Weight (Lbs.)	
		"	mm		"	mm	"	mm		
8GS-17MFG	7347-90655	1/2	12.7	M24X1.5	26	2.61	66.3	1.14	29.0	.18
12GS-21MFG	7347-94075	3/4	19.1	M30X1.5	32	3.23	82.0	1.22	31.0	.35
12GS-27MFG	7347-93055	3/4	19.1	M36X1.5	42	3.33	84.6	1.32	33.5	.54
16GS-34MFG	7347-93155	1	25.4	M45X1.5	50	3.70	94.0	1.46	37.1	.74

- HOSE
- HOSE/CPLG. SELECTION
- G8K COUPLINGS
- GLOBALSPIRAL COUPLINGS
- PCM / PCS FERRULES
- MEGACRIMP COUPLINGS
- STAINLESS STEEL
- POWER CRIMP COUPLINGS
- LOC. GL AND GLP COUPLINGS
- POLARSEAL COUPLINGS
- POLARSEAL II COUPLINGS
- C14 COUPLINGS
- PCTS THERMOPLASTIC COUPLINGS
- FIELD ATTACHABLE G1 & G2 COUPLINGS
- FIELD ATTACHABLE C5 & C5E COUPLINGS
- SURELOK AIR BRAKE COUPLINGS
- ADAPTERS
- QUICK DISCONNECT COUPLERS
- LIVE SWIVEL
- BALL VALVES
- ACCESSORIES
- EQUIPMENT AND PARTS

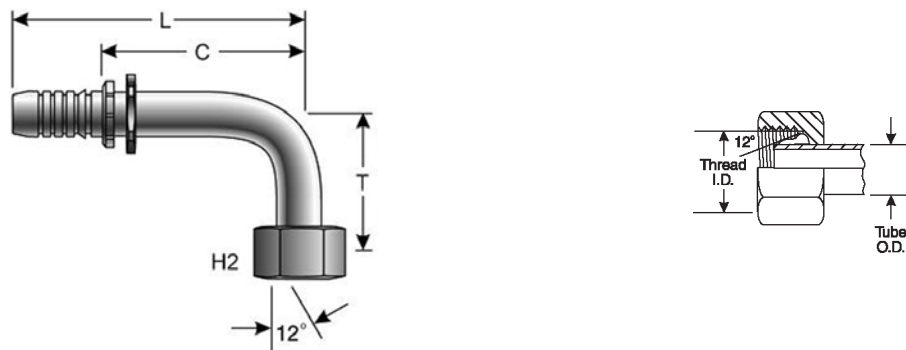
HOSE
HOSE/CPLG. SELECTION
G8K COUPLINGS
GLOBALSPIRAL COUPLINGS
PCM / PCS FERRULES
MEGACRIMP COUPLINGS
STAINLESS STEEL
POWER CRIMP COUPLINGS
LOC, GL AND GLP COUPLINGS
POLARSEAL COUPLINGS
POLARSEAL II COUPLINGS
C14 COUPLINGS
PCTS THERMOPLASTIC COUPLINGS
FIELD ATTACHABLE G1 & G2 COUPLINGS
FIELD ATTACHABLE C5 & C5E COUPLINGS
SURELOK AIR BRAKE COUPLINGS
ADAPTERS
QUICK DISCONNECT COUPLERS
LIVE SWIVEL
BALL VALVES
ACCESSORIES
EQUIPMENT AND PARTS

Female French GAZ Swivel (Female Kobelco)



Descr.	Prod. No.	⌀		H2	L		C		A1	Weight (Lbs.)	
		"	mm		"	mm	"	mm			
8GS-17FFGX	7347-90665	1/2	12.7	M24X1.5	30	2.68	68.1	1.20	30.5	16.8	.30
10GS-21FFGX	7347-93025	5/8	15.9	M30X1.5	36	3.44	87.4	1.44	36.6	21.3	.48
12GS-21FFGX	7347-94715	3/4	19.1	M30X1.5	36	3.27	83.1	1.29	32.8	21.3	.50
12GS-27FFGX	7347-93075	3/4	19.1	M36X1.5	41	3.41	86.6	1.40	35.6	26.6	.70
16GS-27FFGX	7347-94725	1	25.4	M36X1.5	41	3.41	86.6	1.40	35.6	26.6	.70
16GS-34FFGX	7347-93175	1	25.4	M45X1.5	55	3.76	95.5	1.54	39.1	33.5	1.00

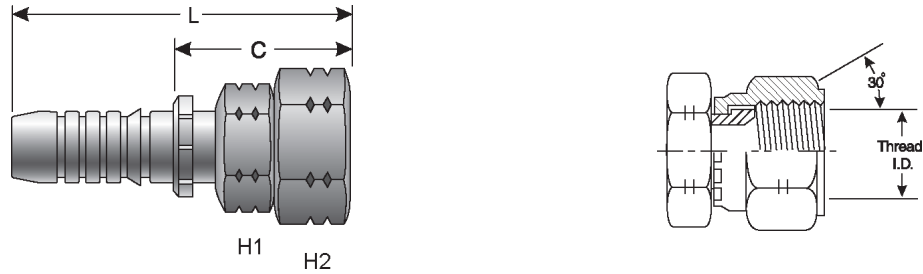
Female French GAZ Swivel - 90° Bent Tube



Descr.	Prod. No.	⌀		H2	T		L		C		Weight (Lbs.)	
		"	mm		"	mm	"	mm	"	mm		
10GS-21FFGX90	7347-93035	5/8	15.9	M30X1.5	36	1.77	45.0	3.62	92.0	1.64	41.7	.53
12GS5K-27FFGX90-060	7347-78645	3/4	19.1	M36X1.5	41	2.36	59.9	4.91	124.7	2.90	73.7	.91
12GS-21FFGX90	7347-94735	3/4	19.1	M30X1.5	36	2.00	50.8	4.91	124.7	2.90	73.7	.74
16GS5K-34FFGX90-065	7347-78655	1	25.4	M45X1.5	55	2.56	65.0	5.67	144.0	3.45	87.6	1.71
16GS-27FFGX90	7347-94745	1	25.4	M30X1.5	41	2.64	67.1	5.94	150.9	3.72	94.5	1.36

Female Komatsu Style Japanese Metric Swivel

These female swivels have been marked with two small notches on the hex to identify them as the Komatsu style.



Descr.	Prod. No.	⊖		🌀	H1	H2	L		C		Weight (Lbs.)
		"	mm				"	mm	"	mm	
8GS-8FKX	7347-35245	1/2	12.7	M22X1.5	27	27	2.93	74.4	1.46	37.1	.22
10GS-10FKX	7347-35345	5/8	15.9	M24X1.5	30	32	3.74	95.0	1.76	44.7	.45
12GS-12FKX	7347-35445	3/4	19.1	M30X1.5	32	36	4.00	101.6	2.00	50.8	.64
16GS-16FKX	7347-35555	1	25.4	M33X1.5	41	41	4.51	114.6	2.29	58.2	.90


Female Japanese Industrial Standard 30° Flare Swivel



Descr.	Prod. No.	⊖		🌀	H1	H2	L		C		Weight (Lbs.)
		"	mm				"	mm	"	mm	
12GS-12FJISX	7347-76195	3/4	19.1	3/4-14	32	36	3.87	98.3	1.86	47.2	.64
16GS-16FJISX	7347-76005	1	25.4	1-11	41	41	4.25	108.0	2.03	51.6	.86
20GS-20FJISX	7347-76235	1 1/4	31.8	1 1/4-11	27	50	5.35	135.9	2.56	65.0	.16

GS Ferrule for Wire Braid Hose

Consult eCrimp for wire braid types and sizes.



Descr.	Prod. No.	⊖		L		∅		Weight (Lbs.)
		"	mm	"	mm	"	mm	
6GS1F-1	7347-02875	3/8	9.5	1.20	30.5	.96	24.4	.08
6GS1F-2	7347-02945	3/8	9.5	1.20	30.5	1.06	26.9	.10
8GBIF-PS	7206-02095	1/2	12.7	1.47	37.3	1.15	29.29	.10

- HOSE
- HOSE/CPLG. SELECTION
- G8K COUPLINGS
- GLOBALSPIRAL COUPLINGS
- PCM / PCS FERRULES
- MEGACRIMP COUPLINGS
- STAINLESS STEEL
- POWER CRIMP COUPLINGS
- LOC. GL AND GLP COUPLINGS
- POLARSEAL COUPLINGS
- POLARSEAL II COUPLINGS
- C14 COUPLINGS
- PCTS THERMOPLASTIC COUPLINGS
- FIELD ATTACHABLE G1 & G2 COUPLINGS
- FIELD ATTACHABLE C5 & C5E COUPLINGS
- SURELOK AIR BRAKE COUPLINGS
- ADAPTERS
- QUICK DISCONNECT COUPLERS
- LIVE SWIVEL
- BALL VALVES
- ACCESSORIES
- EQUIPMENT AND PARTS

HOSE
HOSE/CPLG. SELECTION
G8K COUPLINGS
GLOBALSPIRAL COUPLINGS
PCM / PCS FERRULES
MEGACRIMP COUPLINGS
STAINLESS STEEL
POWER CRIMP COUPLINGS
LOC, GL AND GLP COUPLINGS
POLARSEAL COUPLINGS
POLARSEAL II COUPLINGS
C14 COUPLINGS
PCTS THERMOPLASTIC COUPLINGS
FIELD ATTACHABLE G1 & G2 COUPLINGS
FIELD ATTACHABLE C5 & C5E COUPLINGS
SURELOK AIR BRAKE COUPLINGS
ADAPTERS
QUICK DISCONNECT COUPLERS
LIVE SWIVEL
BALL VALVES
ACCESSORIES
EQUIPMENT AND PARTS

GS Ferrule for Wire Braid Hose - Continued


Descr.	Prod. No.	⊖		L		⊖		Weight (Lbs.)
		"	mm	"	mm	"	mm	
8GS1F-2	7347-02955	1/2	12.7	1.47	37.3	1.15	29.2	.10
10GS1F-2	7347-02965	5/8	15.9	1.40	35.56	1.33	33.8	.14
12GS1F-2	7347-02975	3/4	19.1	1.73	44.0	1.57	39.9	.23
16GS1F-2	7347-02985	1	25.4	2.06	52.3	1.94	49.3	.39
20GS1F-2	7347-02995	1 1/4	31.8	2.41	61.2	2.37	60.2	.63

GS Ferrule for 4-Spiral Hose



Descr.	Prod. No.	⊖		L		⊖		Weight (Lbs.)
		"	mm	"	mm	"	mm	
6GS1F-4	7347-03105	3/8	9.5	1.43	36.3	1.25	31.8	.18
8GS1F-4	7347-03115	1/2	12.7	1.44	36.9	1.35	34.3	.18
10GS1F-4	7347-03125	5/8	15.9	1.88	47.8	1.64	41.7	.28
12GS1F-4	7347-03135	3/4	19.1	2.00	50.8	1.80	45.7	.40
16GS1F-4	7347-03145	1	25.4	2.22	56.4	2.07	52.6	.55
20GS1F-4	7347-03155	1 1/4	31.8	2.67	67.8	2.42	61.5	.75

GS Ferrule for 6-Spiral Hose



Descr.	Prod. No.	⊖		L		⊖		Weight (Lbs.)
		"	mm	"	mm	"	mm	
20GS1F-6	7347-02905	1 1/4	31.8	2.87	72.9	2.67	67.8	1.05

1 1/4" Special One-Piece Couplings - Male Pipe (NPTF - 30° Cone Seat)

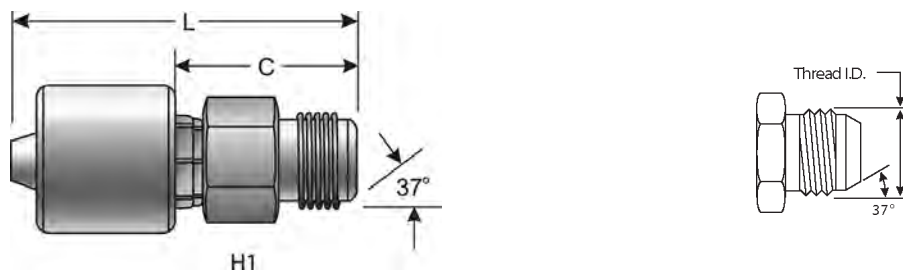
MGS Couplings for use with MC4-20 Crimper Only.



Descr.	Prod. No.	⊕		🌀	H1	L		C		Weight (Lbs.)
		"	mm			"	mm	"	mm	
20MGS-20MP	7347-86005	1 1/4	31.8	1 1/4-11 1/2	1 3/4	5.00	127.0	2.20	55.9	1.80

1 1/4" Special One-Piece Couplings - Male JIC 37° Flare

MGS Couplings for use with MC4-20 Crimper Only.



Descr.	Prod. No.	⊕		🌀	H1	L		C		Weight (Lbs.)
		"	mm			"	mm	"	mm	
20MGS-20MJ	7347-86015	1 1/4	31.8	1 5/8-12	1 3/4	4.92	125.0	2.12	53.9	1.80

1 1/4" Special One-Piece Couplings - Female JIC 37° Flare Swivel

MGS Couplings for use with MC4-20 Crimper Only.



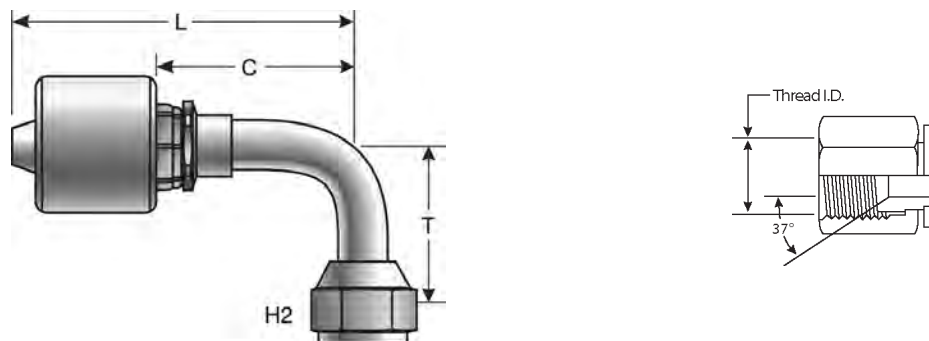
Descr.	Prod. No.	⊕		🌀	H1	H2	L		C		Weight (Lbs.)
		"	mm				"	mm	"	mm	
20MGS-20FJX	7347-86025	1 1/4	31.8	1 5/8-12	1 7/8	2	5.35	135.9	2.56	65.0	2.48

HOSE
HOSE/CPLG. SELECTION
G8K COUPLINGS
GLOBALSPIRAL COUPLINGS
PCM / PCS FERRULES
MEGACRIMP COUPLINGS
STAINLESS STEEL
POWER CRIMP COUPLINGS
LOC. GL AND GLP COUPLINGS
POLARSEAL COUPLINGS
POLARSEAL II COUPLINGS
C14 COUPLINGS
PCTS THERMOPLASTIC COUPLINGS
FIELD ATTACHABLE G1 & G2 COUPLINGS
FIELD ATTACHABLE C5 & C5E COUPLINGS
SURELOK AIR BRAKE COUPLINGS
ADAPTERS
QUICK DISCONNECT COUPLERS
LIVE SWIVEL
BALL VALVES
ACCESSORIES
EQUIPMENT AND PARTS

HOSE
HOSE/CPLG. SELECTION
G8K COUPLINGS
GLOBALSPIRAL COUPLINGS
PCM / PCS FERRULES
MEGACRIMP COUPLINGS
STAINLESS STEEL
POWER CRIMP COUPLINGS
LOC, GL AND GLP COUPLINGS
POLARSEAL COUPLINGS
POLARSEAL II COUPLINGS
C14 COUPLINGS
PCTS THERMOPLASTIC COUPLINGS
FIELD ATTACHABLE G1 & G2 COUPLINGS
FIELD ATTACHABLE C5 & C5E COUPLINGS
SURELOK AIR BRAKE COUPLINGS
ADAPTERS
QUICK DISCONNECT COUPLERS
LIVE SWIVEL
BALL VALVES
ACCESSORIES
EQUIPMENT AND PARTS

1 1/4" Special One-Piece Couplings - Female JIC 37° Flare Swivel - 90° Bent Tube

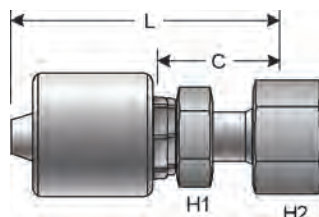
MGS Couplings for use with MC4-20 Crimper Only.



Descr.	Prod. No.	⊘		H2	T	L		C		Weight (Lbs.)		
		"	mm			"	mm	"	mm			
20MGS-20FJX90M-078	7347-86035	1 1/4	31.8	1 5/8-12	2	3.07	78.0	6.85	174.0	4.05	102.9	3.35

1 1/4" Special One-Piece Couplings - Female Flat-Face O-Ring Swivel

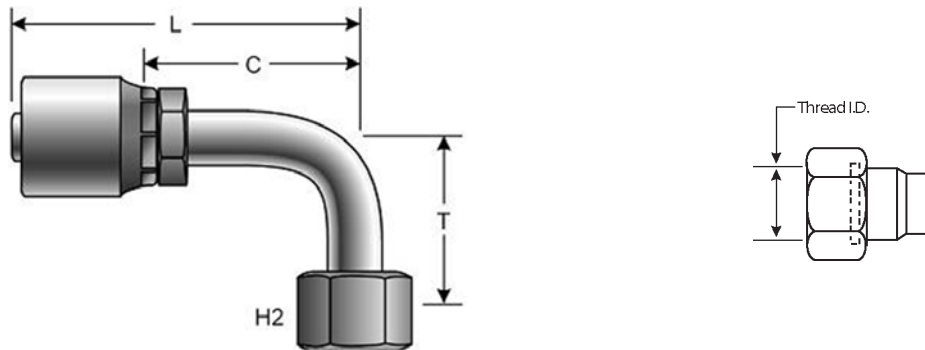
MGS Couplings for use with MC4-20 Crimper Only.



Descr.	Prod. No.	⊘		H1	H2	L		C		Weight (Lbs.)	
		"	mm			"	mm	"	mm		
20MGS-20FFORX	7347-86045	1 1/4	31.8	1 11/16-12	50	50	5.04	128.0	2.24	56.9	2.10

1 1/4" Special One-Piece Couplings - Female Flat-Face O-Ring Swivel - 90° Bent Tube

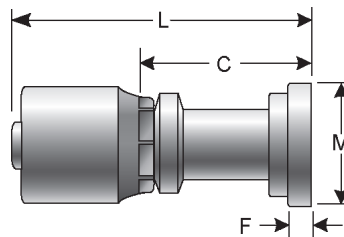
MGS Couplings for use with MC4-20 Crimper Only.



Descr.	Prod. No.	⊖		🌀	H2	T		L		C		Weight (Lbs.)
		"	mm			"	mm	"	mm	"	mm	
20MGS-20FFORX90M	7347-86055	1 1/4	31.8	1 11/16-12	50	3.07	78.0	6.77	172.0	3.97	100.8	2.90

1 1/4" Special One-Piece Couplings - Code 61 O-Ring Flange

MGS Couplings for use with MC4-20 Crimper Only.



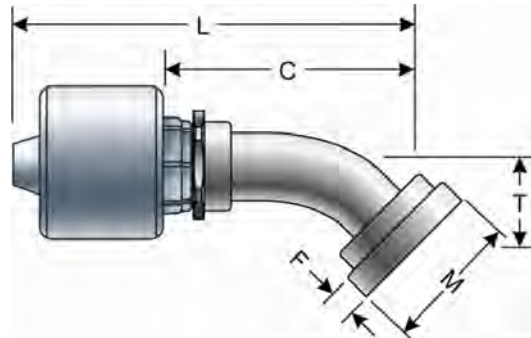
Descr.	Prod. No.	⊖		M		L		C		F		Weight (Lbs.)
		"	mm	"	mm	"	mm	"	mm	"	mm	
20MGS-20FL	7347-86065	1 1/4	31.8	2.00	50.8	5.75	146.1	2.95	74.9	.32	8.1	2.00

- HOSE
- HOSE/CPLG. SELECTION
- G8K COUPLINGS
- GLOBALSPIRAL COUPLINGS
- PCM / PCS FERRULES
- MEGACRIMP COUPLINGS
- STAINLESS STEEL
- POWER CRIMP COUPLINGS
- LOC. GL AND GLP COUPLINGS
- POLARSEAL COUPLINGS
- POLARSEAL II COUPLINGS
- C14 COUPLINGS
- PCTS THERMOPLASTIC COUPLINGS
- FIELD ATTACHABLE G1 & G2 COUPLINGS
- FIELD ATTACHABLE C5 & C5E COUPLINGS
- SURELOK AIR BRAKE COUPLINGS
- ADAPTERS
- QUICK DISCONNECT COUPLERS
- LIVE SWIVEL
- BALL VALVES
- ACCESSORIES
- EQUIPMENT AND PARTS

HOSE
HOSE/CPLG. SELECTION
G8K COUPLINGS
GLOBALSPIRAL COUPLINGS
PCM / PCS FERRULES
MEGACRIMP COUPLINGS
STAINLESS STEEL
POWER CRIMP COUPLINGS
LOC, GL AND GLP COUPLINGS
POLARSEAL COUPLINGS
POLARSEAL II COUPLINGS
C14 COUPLINGS
PCTS THERMOPLASTIC COUPLINGS
FIELD ATTACHABLE G1 & G2 COUPLINGS
FIELD ATTACHABLE C5 & C5E COUPLINGS
SURELOK AIR BRAKE COUPLINGS
ADAPTERS
QUICK DISCONNECT COUPLERS
LIVE SWIVEL
BALL VALVES
ACCESSORIES
EQUIPMENT AND PARTS

1 1/4" Special One-Piece Couplings - Code 61 O-Ring Flange - 45° Bent Tube

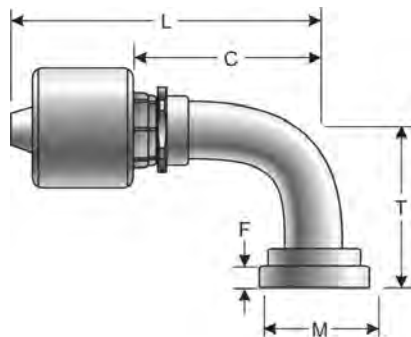
MGS Couplings for use with MC4-20 Crimper Only.



Descr.	Prod. No.	⊘		M		T		L		C		F		Weight (Lbs.)
		"	mm	"	mm	"	mm	"	mm	"	mm	"	mm	
20MGS-20FL45S-032	7347-86075	1 1/4	31.8	2.00	50.8	1.26	32.0	6.69	169.9	3.89	98.8	.32	8.1	.50

1 1/4" Special One-Piece Couplings - Code 61 O-Ring Flange - 90° Bent Tube

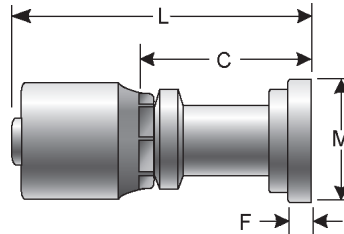
MGS Couplings for use with MC4-20 Crimper Only.



Descr.	Prod. No.	⊘		M		T		L		C		F		Weight (Lbs.)
		"	mm	"	mm	"	mm	"	mm	"	mm	"	mm	
20MGS-20FL90M-090	7347-86085	1 1/4	31.8	2.00	50.8	3.54	89.9	6.54	166.1	3.74	95.0	.32	8.1	.30

1 1/4" Special One-Piece Couplings - Code 62 O-Ring Flange

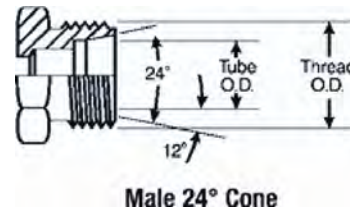
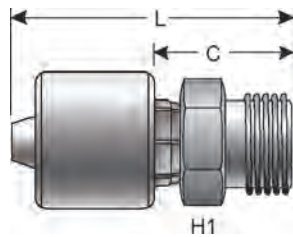
MGS Couplings for use with MC4-20 Crimper Only.



Descr.	Prod. No.	⊖		M		L		C		F		Weight (Lbs.)
		"	mm	"	mm	"	mm	"	mm	"	mm	
20MGS-20FLH	7347-86135	1 1/4	31.8	2.13	54.1	5.75	146.1	2.95	74.9	.41	10.4	.23

1 1/4" Special One-Piece Couplings - Male DIN 24° Cone - Heavy Series

MGS Couplings for use with MC4-20 Crimper Only.

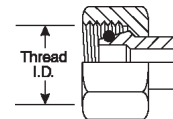
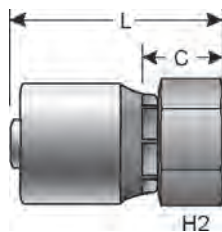


Male 24° Cone

Descr.	Prod. No.	⊖		H1	L		C		Weight (Lbs.)	
		"	mm		"	mm	"	mm		
20MGS-38MDH	7347-86115	1 1/4	31.8	M52X2.0	55	4.84	122.9	2.04	51.8	.20

1 1/4" Special One-Piece Couplings - Female DIN 24° Cone Swivel - Heavy Series with O-Ring

MGS Couplings for use with MC4-20 Crimper Only.



Descr.	Prod. No.	⊖		H2	L		C		Weight (Lbs.)	
		"	mm		"	mm	"	mm		
20MGS-38FDHORX	7347-86095	1 1/4	31.8	M52X2.0	60	5.71	145.0	2.91	73.9	.23

HOSE

HOSE/CPLG. SELECTION

G8K COUPLINGS

GLOBALSPIRAL COUPLINGS

PCM / PCS FERRULES

MEGACRIMP COUPLINGS

STAINLESS STEEL

POWER CRIMP COUPLINGS

LOC. GL AND GLP COUPLINGS

POLARSEAL COUPLINGS

POLARSEAL II COUPLINGS

C14 COUPLINGS

PCTS THERMOPLASTIC COUPLINGS

FIELD ATTACHABLE G1 & G2 COUPLINGS

FIELD ATTACHABLE C5 & C5E COUPLINGS

SURELOK AIR BRAKE COUPLINGS

ADAPTERS

QUICK DISCONNECT COUPLERS

LIVE SWIVEL

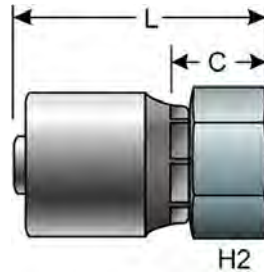
BALL VALVES

ACCESSORIES

EQUIPMENT AND PARTS

1 1/4" Special One-Piece Couplings - Female British Standard Pipe Parallel O-Ring Swivel

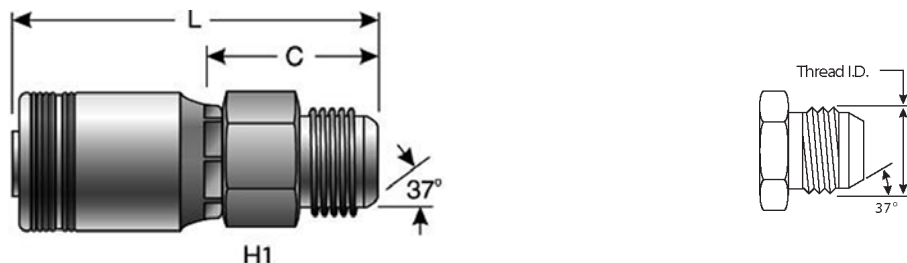
MGS Couplings for use with MC4-20 Crimper Only.



Descr.	Prod. No.	⊖		H2		L		C		Weight (Lbs.)
		"	mm	"	mm	"	mm	"	mm	
20MGS-20FBSPORX	7347-86105	1 1/4	31.8	1 1/4-11	60	4.59	116.6	1.79	45.5	1.60

HOSE
HOSE/CPLG. SELECTION
G8K COUPLINGS
GLOBALSPIRAL COUPLINGS
PCM / PCS FERRULES
MEGACRIMP COUPLINGS
STAINLESS STEEL
POWER CRIMP COUPLINGS
LOC, GL AND GLP COUPLINGS
POLARSEAL COUPLINGS
POLARSEAL II COUPLINGS
C14 COUPLINGS
PCTS THERMOPLASTIC COUPLINGS
FIELD ATTACHABLE G1 & G2 COUPLINGS
FIELD ATTACHABLE C5 & C5E COUPLINGS
SURELOK AIR BRAKE COUPLINGS
ADAPTERS
QUICK DISCONNECT COUPLERS
LIVE SWIVEL
BALL VALVES
ACCESSORIES
EQUIPMENT AND PARTS

Male JIC 37° Flare



Descr.	Prod. No.	⊘		H1	L		C		Weight (Lbs.)	
		"	mm		"	mm	"	mm		
24GSM-24MJ	7341-02555	1 1/2	38.1	1 7/8-12	1.97	6.39	162.3	2.65	67.3	1.52
32GSM-32MJ	7341-20465	2	50.8	2 1/2-12	2.56	7.72	196.1	3.23	82.1	6.66

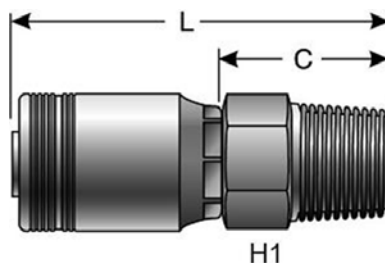
Male Pipe (NPTF - 30° Cone Seat)



Do Not Use in Oil Field (API) Connections

Descr.	Prod. No.	⊘		H1	L		C		Weight (Lbs.)	
		"	mm		"	mm	"	mm		
24GSM-24MP	7341-02585	1 1/2	38.1	1 1/2-11	2	6.51	165.4	2.77	70.4	3.60
32GSM-32MP	7341-20405	2	50.8	2-11 1/2	2.75	7.54	191.6	3.05	77.6	6.50

API Line Pipe Connection

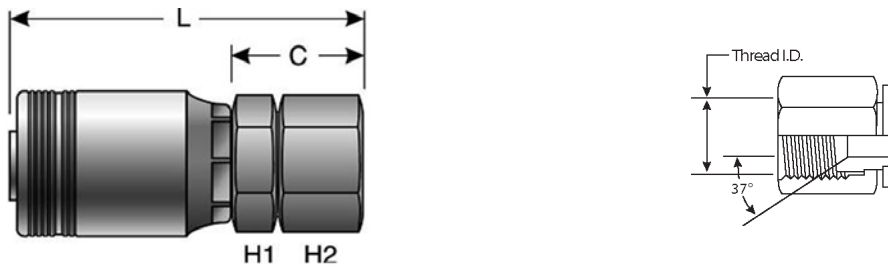


Descr.	Prod. No.	⊘		H1	L		C		Weight (Lbs.)	
		"	mm		"	mm	"	mm		
24GSM-24APILP	7341-02735	1 1/2	38.1	1 1/2-11	2	5.76	146.3	2.23	56.6	3.85
32GSM-32API-LP	7341-20305	2	50.8	2	2.75	9.39	238.4	4.90	124.4	8.46
40GSM-40API-LP	7341-20675	2 1/2	63.5	2 1/2	—	12.40	316.0	5.47	138.9	14.31
48GSM-48API-LP	7341-20715	3	76.2	3	—	14.10	359.0	6.38	162.0	21.17

HOSE
HOSE/CPLG. SELECTION
G8K COUPLINGS
GLOBALSPIRAL COUPLINGS
PCM / PCS FERRULES
MEGACRIMP COUPLINGS
STAINLESS STEEL
POWER CRIMP COUPLINGS
LOC. GL AND GLP COUPLINGS
POLARSEAL COUPLINGS
POLARSEAL II COUPLINGS
C14 COUPLINGS
PCTS THERMOPLASTIC COUPLINGS
FIELD ATTACHABLE G1 & G2 COUPLINGS
FIELD ATTACHABLE C5 & C5E COUPLINGS
SURELOK AIR BRAKE COUPLINGS
ADAPTERS
QUICK DISCONNECT COUPLERS
LIVE SWIVEL
BALL VALVES
ACCESSORIES
EQUIPMENT AND PARTS

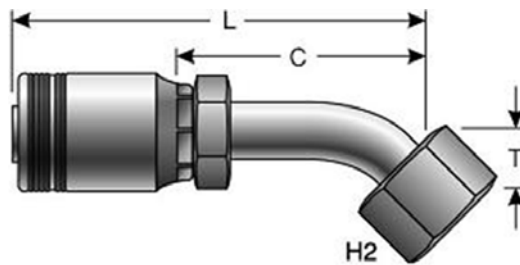
HOSE
HOSE/CPLG. SELECTION
G8K COUPLINGS
GLOBALSPIRAL COUPLINGS
PCM / PCS FERRULES
MEGACRIMP COUPLINGS
STAINLESS STEEL
POWER CRIMP COUPLINGS
LOC, GL AND GLP COUPLINGS
POLARSEAL COUPLINGS
POLARSEAL II COUPLINGS
C14 COUPLINGS
PCTS THERMOPLASTIC COUPLINGS
FIELD ATTACHABLE G1 & G2 COUPLINGS
FIELD ATTACHABLE C5 & C5E COUPLINGS
SURELOK AIR BRAKE COUPLINGS
ADAPTERS
QUICK DISCONNECT COUPLERS
LIVE SWIVEL
BALL VALVES
ACCESSORIES
EQUIPMENT AND PARTS

Female JIC 37° Flare Swivel



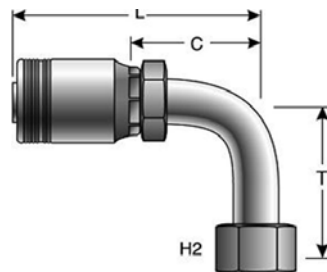
Descr.	Prod. No.	⊖		🌀	H1	H2	L		C		Weight (Lbs.)
		"	mm				"	mm	"	mm	
24GSM-24FJX	7341-02525	1 1/2	38.1	1 7/8-12	2.17	2.36	6.78	172.2	3.04	77.2	4.25
32GSM-32FJX	7341-20455	2	50.8	2 1/2-12	2.76	2.95	8.07	205.1	3.59	91.1	7.75

Female JIC 37° Flare Swivel - 45° Bent Tube



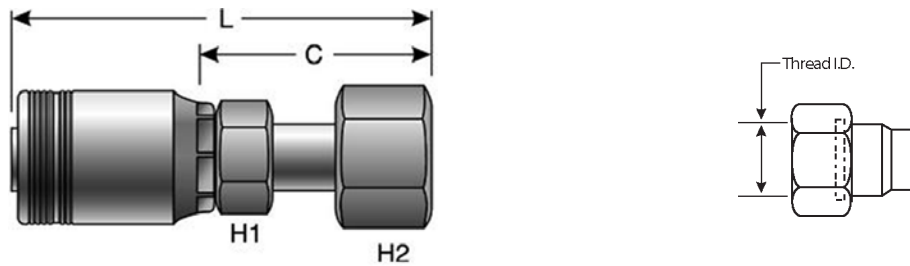
Descr.	Prod. No.	⊖		🌀	H2	T	L		C		Weight (Lbs.)	
		"	mm				"	mm	"	mm		
24GSM-24FJX45-034	7341-02535	1 1/2	38.1	1 7/8-12	60	1.34	34.0	8.90	226.1	5.15	130.8	5.01

Female JIC 37° Flare Swivel - 90° Bent Tube



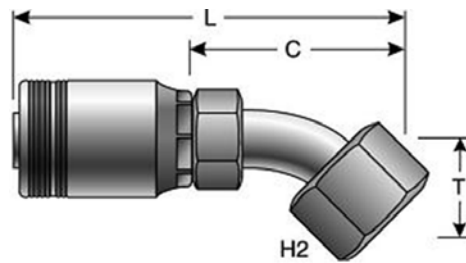
Descr.	Prod. No.	⊖		🌀	H2	T	L		C		Weight (Lbs.)	
		"	mm				"	mm	"	mm		
24GSM-24FJX90M	7341-02545	1 1/2	38.1	1 7/8-12	60	3.39	86.1	8.96	227.6	7.18	182.4	5.45

Female Flat-Face Swivel



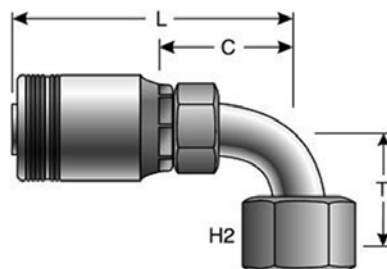
Descr.	Prod. No.	⌀		🌀	H1	H2	L		C		Weight (Lbs.)
		"	mm				"	mm	"	mm	
24GSM-24FFORX	7341-02445	1 1/2	38.1	2-12	2.17	2.36	6.47	164.3	2.73	69.3	4.20
32GSM-32FFORX	7341-20485	2	50.8	2 1/2-12	2.76	2.95	7.60	193.0	3.07	79.0	7.72

Female Flat-Face Swivel - 45° Bent Tube



Descr.	Prod. No.	⌀		🌀	H2	T		L		C		Weight (Lbs.)
		"	mm			"	mm	"	mm	"	mm	
24GSM4K-24FFORX45-038	7341-02455	1 1/2	38.1	2-12	60	1.50	38.1	9.31	236.6	5.56	141.1	4.86

Female Flat-Face Swivel - 90° Bent Tube



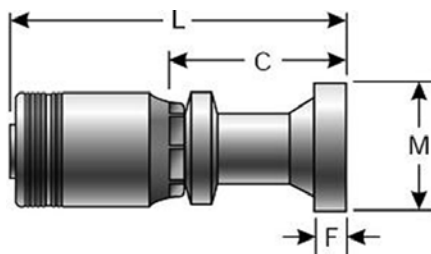
Descr.	Prod. No.	⌀		🌀	H2	T		L		C		Weight (Lbs.)
		"	mm			"	mm	"	mm	"	mm	
24GSM4K-24FFORX90M	7341-02475	1 1/2	38.1	2-12	2.50	3.41	86.6	8.48	215.4	3.69	93.7	5.20

- HOSE
- HOSE/CPLG. SELECTION
- G8K COUPLINGS
- GLOBALSPIRAL COUPLINGS
- PCM / PCS FERRULES
- MEGACRIMP COUPLINGS
- STAINLESS STEEL
- POWER CRIMP COUPLINGS
- LOC. GL AND GLP COUPLINGS
- POLARSEAL COUPLINGS
- POLARSEAL II COUPLINGS
- C14 COUPLINGS
- PCTS THERMOPLASTIC COUPLINGS
- FIELD ATTACHABLE G1 & G2 COUPLINGS
- FIELD ATTACHABLE C5 & C5E COUPLINGS
- SURELOK AIR BRAKE COUPLINGS
- ADAPTERS
- QUICK DISCONNECT COUPLERS
- LIVE SWIVEL
- BALL VALVES
- ACCESSORIES
- EQUIPMENT AND PARTS

HOSE
HOSE/CPLG. SELECTION
G8K COUPLINGS
GLOBALSPIRAL COUPLINGS
PCM / PCS FERRULES
MEGACRIMP COUPLINGS
STAINLESS STEEL
POWER CRIMP COUPLINGS
32GSM-32FL
LOC, GL AND GLP COUPLINGS
POLARSEAL COUPLINGS
POLARSEAL II COUPLINGS
C14 COUPLINGS
PCTS THERMOPLASTIC COUPLINGS
FIELD ATTACHABLE G1 & G2 COUPLINGS
FIELD ATTACHABLE C5 & C5E COUPLINGS
SURELOK AIR BRAKE COUPLINGS
ADAPTERS
QUICK DISCONNECT COUPLERS
LIVE SWIVEL
BALL VALVES
ACCESSORIES
EQUIPMENT AND PARTS

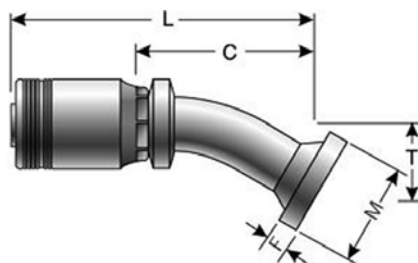
Code 61 O-Ring Flange

Maximum working pressure 3,000 PSI.



Descr.	Prod. No.	⊖		M		L		C		F		Weight (Lbs.)
		"	mm	"	mm	"	mm	"	mm	"	mm	
24GSM-24FL	7341-01905	1 1/2	38.1	2.38	60.5	7.09	180.1	3.35	85.1	.31	7.9	3.63
24GSM-32FL	7341-01915	1 1/2	38.1	2.81	71.4	7.40	188.0	3.66	93.0	.38	9.7	3.88
32GSM-32FL	7341-20255	2	50.8	2.81	71.4	9.90	251.4	5.41	137.4	.38	9.7	7.66

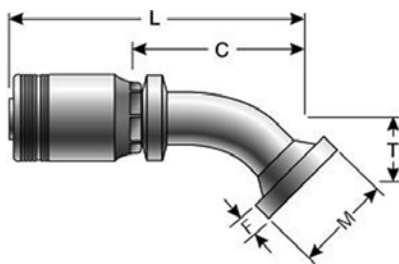
Code 61 O-Ring Flange - 30° Bent Tube



Descr.	Prod. No.	⊖		M		T		L		C		F		Weight (Lbs.)
		"	mm	"	mm	"	mm	"	mm	"	mm	"	mm	
24GSM-24FL30M	7341-01925	1 1/2	38.1	2.38	60.5	1.77	45.0	8.52	216.4	5.00	127.0	.32	8.1	4.52

Code 61 O-Ring Flange - 45° Bent Tube

Maximum working pressure 3,000 PSI.



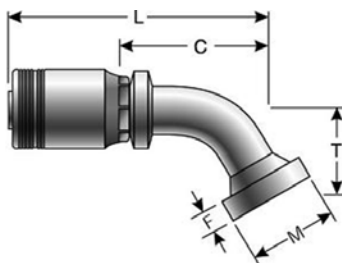
Descr.	Prod. No.	⊖		M		T		L		C		F		Weight (Lbs.)
		"	mm	"	mm	"	mm	"	mm	"	mm	"	mm	
24GSM-24FL45M	7341-01945	1 1/2	38.1	2.38	60.5	1.73	43.9	9.05	229.9	5.31	134.9	.31	7.9	4.55
24GSM-32FL45S	7341-01955	1 1/2	38.1	2.81	71.4	2.05	52.1	9.13	231.9	5.34	136.6	.38	9.7	4.80

Code 61 O-Ring Flange - 45° Bent Tube - Continued

Descr.	Prod. No.	⊖		M		T		L		C		F		Weight (Lbs.)
		"	mm	"	mm	"	mm	"	mm	"	mm	"	mm	
32GSM-32FL45M	7341-20265	2	50.8	3.13	79.5	2.20	56.0	11.30	288.0	6.83	173.6	.50	12.7	8.90

Code 61 O-Ring Flange - 60° Bent Tube

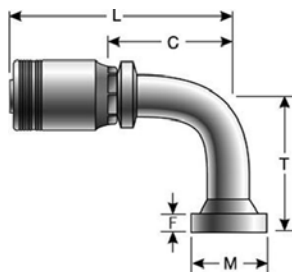
Maximum working pressure 3,000 PSI.



Descr.	Prod. No.	⊖		M		T		L		C		F		Weight (Lbs.)
		"	mm	"	mm	"	mm	"	mm	"	mm	"	mm	
24GSM-24FL60M	7341-01965	1 1/2	38.1	2.38	60.5	2.52	64.0	9.50	241.3	5.75	146.1	.31	7.9	4.77

Code 61 O-Ring Flange - 90° Bent Tube

Maximum working pressure 3,000 PSI.

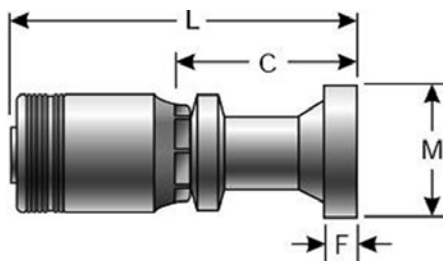


Descr.	Prod. No.	⊖		M		T		L		C		F		Weight (Lbs.)
		"	mm	"	mm	"	mm	"	mm	"	mm	"	mm	
24GSM-24FL90S	7341-01985	1 1/2	38.1	2.38	60.5	3.19	81.0	8.46	214.9	4.72	119.9	.31	7.9	2.18
32GSM-32FL90-130	7341-20275	2	50.8	3.13	79.5	5.12	130.0	10.43	265.0	5.93	150.5	.50	12.7	10.09

HOSE
HOSE/CPLG. SELECTION
G8K COUPLINGS
GLOBALSPIRAL COUPLINGS
PCM / PCS FERRULES
MEGACRIMP COUPLINGS
STAINLESS STEEL
POWER CRIMP COUPLINGS
LOC. GL AND GLP COUPLINGS
POLARSEAL COUPLINGS
POLARSEAL II COUPLINGS
C14 COUPLINGS
PCTS THERMOPLASTIC COUPLINGS
FIELD ATTACHABLE G1 & G2 COUPLINGS
FIELD ATTACHABLE C5 & C5E COUPLINGS
SURELOK AIR BRAKE COUPLINGS
ADAPTERS
QUICK DISCONNECT COUPLERS
LIVE SWIVEL
BALL VALVES
ACCESSORIES
EQUIPMENT AND PARTS

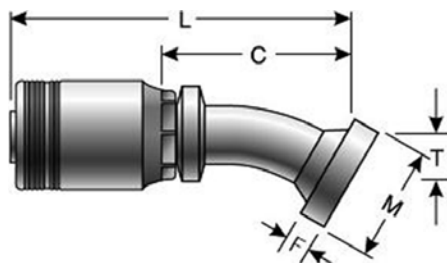
HOSE
HOSE/CPLG. SELECTION
G8K COUPLINGS
GLOBALSPIRAL COUPLINGS
PCM / PCS FERRULES
MEGACRIMP COUPLINGS
STAINLESS STEEL
POWER CRIMP COUPLINGS
LOC, GL AND GLP COUPLINGS
POLARSEAL COUPLINGS
POLARSEAL II COUPLINGS
C14 COUPLINGS
PCTS THERMOPLASTIC COUPLINGS
FIELD ATTACHABLE G1 & G2 COUPLINGS
FIELD ATTACHABLE C5 & C5E COUPLINGS
SURELOK AIR BRAKE COUPLINGS
ADAPTERS
QUICK DISCONNECT COUPLERS
LIVE SWIVEL
BALL VALVES
ACCESSORIES
EQUIPMENT AND PARTS

Code 62 O-Ring Flange Heavy



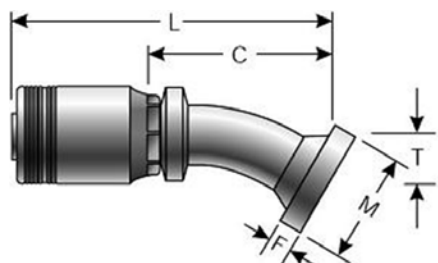
Descr.	Prod. No.	⌀		M		L		C		F		Weight (Lbs.)
		"	mm	"	mm	"	mm	"	mm	"	mm	
24GSM-20FLH	7341-02245	1 1/2	38.1	2.13	54.1	7.87	199.9	4.13	104.9	.41	10.4	3.06
24GSM-24FLH	7341-02255	1 1/2	38.1	2.50	63.5	7.87	199.9	4.13	104.9	.50	12.7	1.86
24GSM-32FLH	7341-02265	1 1/2	38.1	3.13	79.5	7.87	199.9	4.13	104.9	.50	12.7	2.14
32GSM-24FLH	7341-20095	2	50.8	2.50	63.5	9.06	230.0	4.57	116.0	.50	12.7	6.89
32GSM-32FLH	7341-20005	2	50.8	3.13	79.5	9.90	251.4	5.41	137.4	.50	12.7	8.30

Code 62 O-Ring Flange Heavy - 22° Bent Tube



Descr.	Prod. No.	⌀		M		T		L		C		F		Weight (Lbs.)
		"	mm	"	mm	"	mm	"	mm	"	mm	"	mm	
24GSM-24FLH20-024	7341-02395	1 1/2	38.1	2.50	63.5	.94	23.9	9.56	242.8	5.81	147.6	.50	12.7	4.67
24GSM-24FLH22M	7341-02275	1 1/2	38.1	2.50	63.5	.70	17.8	9.56	242.8	5.84	148.4	.50	12.7	4.70

Code 62 O-Ring Flange Heavy - 30° Bent Tube

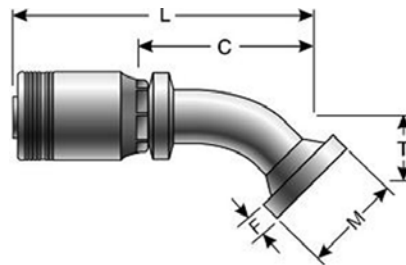


Descr.	Prod. No.	⌀		M		T		L		C		F		Weight (Lbs.)
		"	mm	"	mm	"	mm	"	mm	"	mm	"	mm	
24GSM-24FLH30M	7341-02295	1 1/2	38.1	2.50	63.5	3.54	89.9	9.45	240.0	5.70	144.8	.50	12.7	2.13

Code 62 O-Ring Flange Heavy - 30° Bent Tube - Continued

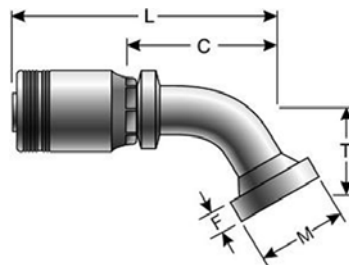
Descr.	Prod. No.	⊖		M		T		L		C		F		Weight (Lbs.)
		"	mm	"	mm	"	mm	"	mm	"	mm	"	mm	
32GSM-32FLH30-040	7341-20065	2	50.8	3.13	79.5	1.57	40.0	12.17	309.0	7.66	194.6	.50	12.7	9.45

Code 62 O-Ring Flange Heavy - 45° Bent Tube



Descr.	Prod. No.	⊖		M		T		L		C		F		Weight (Lbs.)
		"	mm	"	mm	"	mm	"	mm	"	mm	"	mm	
24GSM-24FLH45M	7341-02315	1 1/2	38.1	2.50	63.5	1.73	43.9	9.13	231.9	5.39	136.9	.50	12.7	4.60
24GSM-32FLH45M	7341-02325	1 1/2	38.1	3.13	79.5	2.20	55.9	9.48	240.8	5.74	146.0	.50	12.7	5.46
32GSM-32FLH45-063	7341-20055	2	50.8	3.13	79.5	2.48	63.0	11.69	297.0	6.00	152.5	.50	12.7	9.49

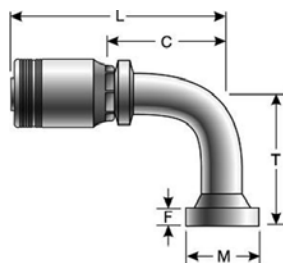
Code 62 O-Ring Flange Heavy - 60° Bent Tube



Descr.	Prod. No.	⊖		M		T		L		C		F		Weight (Lbs.)
		"	mm	"	mm	"	mm	"	mm	"	mm	"	mm	
24GSM-24FLH60M	7341-02335	1 1/2	38.1	2.50	63.5	2.50	63.5	9.25	235.0	6.23	158.2	.50	12.7	2.34
32GSM-32FLH60M	7341-20075	2	50.8	3.13	79.5	3.27	83.1	12.28	311.9	7.77	197.4	.50	12.7	10.50

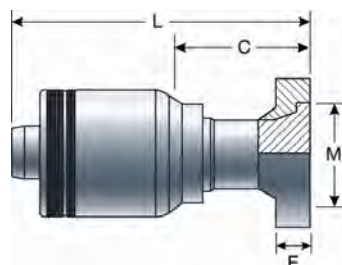
HOSE
HOSE/CPLG. SELECTION
G8K COUPLINGS
GLOBALSPIRAL COUPLINGS
PCM / PCS FERRULES
MEGACRIMP COUPLINGS
STAINLESS STEEL
POWER CRIMP COUPLINGS
LOC. GL AND GLP COUPLINGS
POLARSEAL COUPLINGS
POLARSEAL II COUPLINGS
C14 COUPLINGS
PCTS THERMOPLASTIC COUPLINGS
FIELD ATTACHABLE G1 & G2 COUPLINGS
FIELD ATTACHABLE C5 & C5E COUPLINGS
SURELOK AIR BRAKE COUPLINGS
ADAPTERS
QUICK DISCONNECT COUPLERS
LIVE SWIVEL
BALL VALVES
ACCESSORIES
EQUIPMENT AND PARTS

Code 62 O-Ring Flange Heavy - 90° Bent Tube



Descr.	Prod. No.	⊖		M		T		L		C		F		Weight (Lbs.)
		"	mm	"	mm	"	mm	"	mm	"	mm	"	mm	
24GSM-24FLH90-094	7341-02355	1 1/2	38.1	2.50	63.5	3.70	94.0	8.73	221.7	4.68	118.9	.50	12.7	5.25
24GSM-24FLH90-150	7341-02375	1 1/2	38.1	2.50	63.5	5.90	149.9	8.42	213.9	4.68	118.9	.50	12.7	6.01
24GSM-32FLH90S	7341-02365	1 1/2	38.1	2.81	71.4	4.72	119.9	8.42	213.9	4.68	118.9	.50	12.7	2.79
32GSM-32FLH90-159	7341-20035	2	50.8	3.13	79.5	6.26	159.0	10.41	264.0	5.92	150.4	.50	12.7	11.80
32GSM-32FLH90M	7341-20045	2	50.8	3.13	79.5	5.43	138.0	10.41	264.0	5.91	150.0	.50	12.7	10.55
32GSM-32FLH90S	7341-20085	2	50.8	3.13	79.5	4.72	120.0	10.41	264.0	5.91	150.0	.50	12.7	10.50

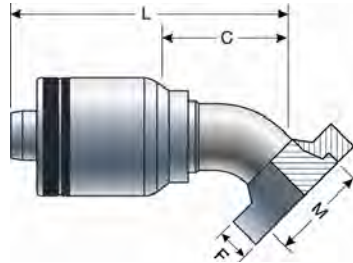
Code 62 O-Ring Flange Heavy With Captive Flange



Descr.	Prod. No.	⊖		M		L		C		F		Weight (Lbs.)
		"	mm	"	mm	"	mm	"	mm	"	mm	
24GSM-24FLHCFM	7341-02805	1 1/2	38.1	2.50	63.5	7.87	200.0	4.13	105.0	.50	2.5	7.55
32GSM-32FLHCFM	7341-20135	2	50.8	3.13	79.4	9.90	251.4	5.41	137.4	.50	3.1	9.51

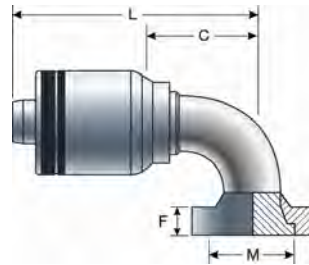
HOSE
HOSE/CPLG. SELECTION
G8K COUPLINGS
GLOBALSPIRAL COUPLINGS
PCM / PCS FERRULES
MEGACRIMP COUPLINGS
STAINLESS STEEL
POWER CRIMP COUPLINGS
LOC, GL AND GLP COUPLINGS
POLARSEAL COUPLINGS
POLARSEAL II COUPLINGS
C14 COUPLINGS
PCTS THERMOPLASTIC COUPLINGS
FIELD ATTACHABLE G1 & G2 COUPLINGS
FIELD ATTACHABLE C5 & C5E COUPLINGS
SURELOK AIR BRAKE COUPLINGS
ADAPTERS
QUICK DISCONNECT COUPLERS
LIVE SWIVEL
BALL VALVES
ACCESSORIES
EQUIPMENT AND PARTS

Code 62 O-Ring Flange Heavy With Captive Flange - 45° Bent Tube



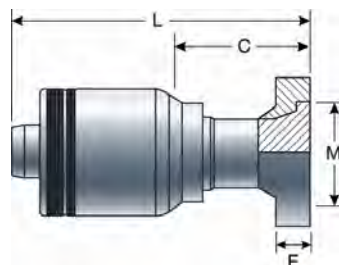
Descr.	Prod. No.	⊖		M		T		L		C		F		Weight (Lbs.)
		"	mm	"	mm	"	mm	"	mm	"	mm	"	mm	
24GSH-24FLHCFM45M	7341-02815	1 1/2	38.1	2.50	63.5	1.73	44.0	9.13	232.0	5.39	137.0	.50	2.5	8.47
32GSM-32FLHCFM45-063	7341-20145	2	50.8	3.13	79.4	2.48	63.0	11.69	297.0	7.18	182.5	.50	3.1	10.80

Code 62 O-Ring Flange Heavy With Captive Flange - 90° Bent Tube



Descr.	Prod. No.	⊖		M		T		L		C		F		Weight (Lbs.)
		"	mm	"	mm	"	mm	"	mm	"	mm	"	mm	
24GSH-24FLHCFM90-094	7341-02825	1 1/2	38.1	2.50	63.5	3.70	94.0	8.43	214.0	4.69	119.0	.50	2.5	7.70
32GSM-32FLHCFM90-120	7341-20155	2	50.8	3.13	79.4	4.72	120.0	10.39	264.0	5.91	150.0	.50	3.1	13.00

Code 62 O-Ring Flange Heavy Captive Flange Metric Bolts

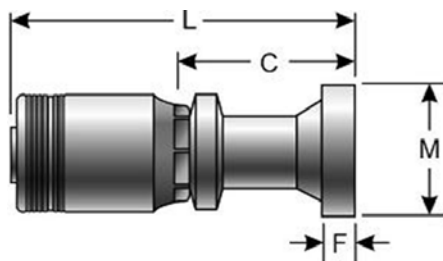


Descr.	Prod. No.	⊖		M		L		C		F		Weight (Lbs.)
		"	mm	"	mm	"	mm	"	mm	"	mm	
40GSM-40FLHCFM	7341-20655	2 1/2	63.5	5.91	150.0	15.00	380.0	7.95	202.0	1.89	48.0	29.17
48GSM-48FLHCFM	7341-20695	3	76.2	8.27	210.0	17.30	440.0	9.57	243.0	2.28	58.0	46.23

HOSE
HOSE/CPLG. SELECTION
G8K COUPLINGS
GLOBALSPIRAL COUPLINGS
PCM / PCS FERRULES
MEGACRIMP COUPLINGS
STAINLESS STEEL
POWER CRIMP COUPLINGS
LOC. GL AND GLP COUPLINGS
POLARSEAL COUPLINGS
POLARSEAL II COUPLINGS
C14 COUPLINGS
PCTS THERMOPLASTIC COUPLINGS
FIELD ATTACHABLE G1 & G2 COUPLINGS
FIELD ATTACHABLE C5 & C5E COUPLINGS
SURELOK AIR BRAKE COUPLINGS
ADAPTERS
QUICK DISCONNECT COUPLERS
LIVE SWIVEL
BALL VALVES
ACCESSORIES
EQUIPMENT AND PARTS

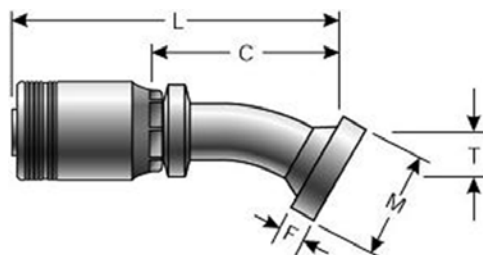
HOSE
HOSE/CPLG. SELECTION
G8K COUPLINGS
GLOBALSPIRAL COUPLINGS
PCM / PCS FERRULES
MEGACRIMP COUPLINGS
STAINLESS STEEL
POWER CRIMP COUPLINGS
LOC, GL AND GLP COUPLINGS
POLARSEAL COUPLINGS
POLARSEAL II COUPLINGS
C14 COUPLINGS
PCTS THERMOPLASTIC COUPLINGS
FIELD ATTACHABLE G1 & G2 COUPLINGS
FIELD ATTACHABLE C5 & C5E COUPLINGS
SURELOK AIR BRAKE COUPLINGS
ADAPTERS
QUICK DISCONNECT COUPLERS
LIVE SWIVEL
BALL VALVES
ACCESSORIES
EQUIPMENT AND PARTS

Caterpillar Style O-Ring Flange



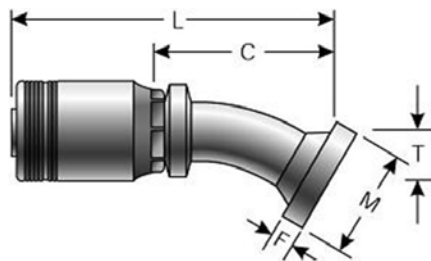
Descr.	Prod. No.	⊖		M		L		C		F		Weight (Lbs.)
		"	mm	"	mm	"	mm	"	mm	"	mm	
24GSM-24FLC	7341-02055	1 1/2	38.1	2.50	63.5	7.44	189.0	3.71	94.2	.56	14.2	4.02
24GSM-24FLCL	7341-02175	1 1/2	38.1	2.50	63.5	9.37	238.0	5.64	143.3	.56	14.2	2.11
24GSM-32FLC	7341-02065	1 1/2	38.1	3.13	79.5	7.87	199.9	4.13	104.9	.56	14.2	4.77
32GSM-32FLC	7341-20205	2	50.8	2.81	71.4	8.97	227.7	4.48	113.8	.38	9.7	7.79

Caterpillar Style O-Ring Flange - 22° Bent Tube



Descr.	Prod. No.	⊖		M		T		L		C		F		Weight (Lbs.)
		"	mm	"	mm	"	mm	"	mm	"	mm	"	mm	
24GSM-24FLC22-017	7341-02075	1 1/2	38.1	2.50	63.5	.66	16.8	9.29	236.0	5.57	141.5	.56	14.2	4.63
24GSM-32FLC22-022	7341-02085	1 1/2	38.1	3.13	79.5	.87	22.1	7.87	261.0	4.13	104.9	.56	14.2	5.65

Caterpillar Style O-Ring Flange - 30° Bent Tube

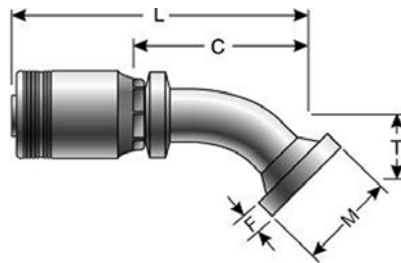


Descr.	Prod. No.	⊖		M		T		L		C		F		Weight (Lbs.)
		"	mm	"	mm	"	mm	"	mm	"	mm	"	mm	
24GSM-24FLC30-023	7341-02095	1 1/2	38.1	2.50	63.5	.90	22.9	9.25	235.0	5.49	139.5	.56	14.2	2.11
24GSM-32FLC30-035	7341-02105	1 1/2	38.1	3.13	79.5	1.37	34.8	10.11	257.0	6.36	161.6	.56	14.2	5.64

Caterpillar Style O-Ring Flange - 30° Bent Tube - Continued

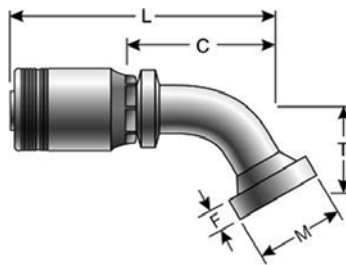
Descr.	Prod. No.	⊖		M		T		L		C		F		Weight (Lbs.)
		"	mm	"	mm	"	mm	"	mm	"	mm	"	mm	
32GSM-32FLC30-035	7341-20245	2	50.8	3.13	79.5	1.38	35.0	11.85	301.2	7.37	187.2	.56	14.2	9.42

Caterpillar Style O-Ring Flange - 45° Bent Tube



Descr.	Prod. No.	⊖		M		T		L		C		F		Weight (Lbs.)
		"	mm	"	mm	"	mm	"	mm	"	mm	"	mm	
24GSM-24FLC45-039	7341-02115	1 1/2	38.1	2.50	63.5	1.54	39.1	8.94	227.1	5.20	132.1	.56	14.2	2.12
24GSM-32FLC45-059	7341-02125	1 1/2	38.1	3.13	79.5	2.32	58.9	9.60	244.0	5.86	149.0	.56	14.2	5.68
32GSM-32FLC45-064	7341-20215	2	50.8	3.13	79.5	2.52	64.0	11.32	287.5	6.83	173.5	.56	14.2	7.66

Caterpillar Style O-Ring Flange - 60° Bent Tube

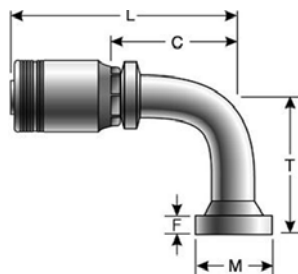


Descr.	Prod. No.	⊖		M		T		L		C		F		Weight (Lbs.)
		"	mm	"	mm	"	mm	"	mm	"	mm	"	mm	
24GSM-24FLC60-055	7341-02135	1 1/2	38.1	2.50	63.5	2.17	55.1	9.91	251.7	6.17	156.7	.56	14.2	5.15
24GSM-32FLC60-087	7341-02145	1 1/2	38.1	3.13	79.5	3.42	86.9	11.69	297.0	7.94	201.9	.56	14.2	6.62
32GSM-32FLC60-083	7341-20225	2	50.8	3.13	79.5	3.27	83.1	12.69	322.3	8.17	207.5	.56	14.2	7.66

HOSE
HOSE/CPLG. SELECTION
G8K COUPLINGS
GLOBALSPIRAL COUPLINGS
PCM / PCS FERRULES
MEGACRIMP COUPLINGS
STAINLESS STEEL
POWER CRIMP COUPLINGS
LOC. GL AND GLP COUPLINGS
POLARSEAL COUPLINGS
POLARSEAL II COUPLINGS
C14 COUPLINGS
PCTS THERMOPLASTIC COUPLINGS
FIELD ATTACHABLE G1 & G2 COUPLINGS
FIELD ATTACHABLE C5 & C5E COUPLINGS
SURELOK AIR BRAKE COUPLINGS
ADAPTERS
QUICK DISCONNECT COUPLERS
LIVE SWIVEL
BALL VALVES
ACCESSORIES
EQUIPMENT AND PARTS

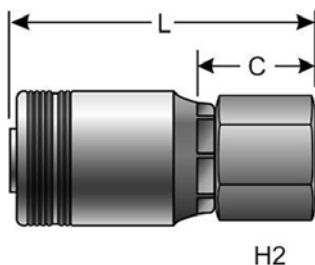
HOSE
HOSE/CPLG. SELECTION
G8K COUPLINGS
GLOBALSPIRAL COUPLINGS
PCM / PCS FERRULES
MEGACRIMP COUPLINGS
STAINLESS STEEL
POWER CRIMP COUPLINGS
32GSM-32FLC90-130
LOC, GL AND GLP COUPLINGS
POLARSEAL COUPLINGS
POLARSEAL II COUPLINGS
C14 COUPLINGS
PCTS THERMOPLASTIC COUPLINGS
FIELD ATTACHABLE G1 & G2 COUPLINGS
FIELD ATTACHABLE C5 & C5E COUPLINGS
SURELOK AIR BRAKE COUPLINGS
ADAPTERS
QUICK DISCONNECT COUPLERS
LIVE SWIVEL
BALL VALVES
ACCESSORIES
EQUIPMENT AND PARTS

Caterpillar Style O-Ring Flange - 90° Bent Tube



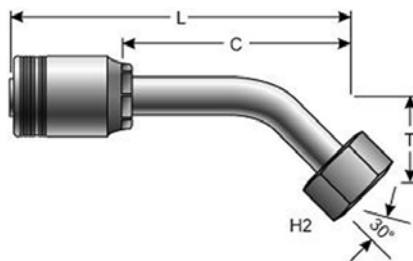
Descr.	Prod. No.	⊖		M		T		L		C		F		Weight (Lbs.)
		"	mm	"	mm	"	mm	"	mm	"	mm	"	mm	
24GSM-24FLC90-087	7341-02155	1 1/2	38.1	2.50	63.5	3.43	87.1	8.43	214.1	4.70	119.4	.56	14.2	5.40
24GSM-32FLC90-140	7341-02165	1 1/2	38.1	3.13	79.5	5.51	140.0	8.85	225.0	5.11	129.9	.56	14.2	6.59
32GSM-32FLC90-130	7341-20235	2	50.8	3.13	79.5	5.12	130.0	10.41	264.5	5.93	150.5	.50	12.7	10.56

Female British Standard Parallel Pipe O-Ring Swivel



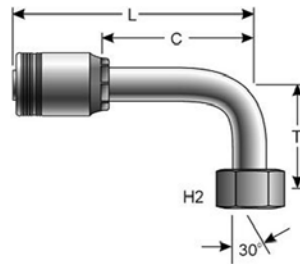
Descr.	Prod. No.	⊖		H2		L		C		Weight (Lbs.)
		"	mm	"	mm	"	mm	"	mm	
24GSM-24FBSPORX	7341-07015	1 1/2	38.1	1 1/2-11	55	6.06	153.9	2.32	58.9	3.87
32GSM-32FBSPORX	7341-20555	2	50.8	2-11	70	7.24	183.9	2.76	70.0	8.09


Female British Standard Parallel Pipe O-Ring Swivel - 45° Bent Tube



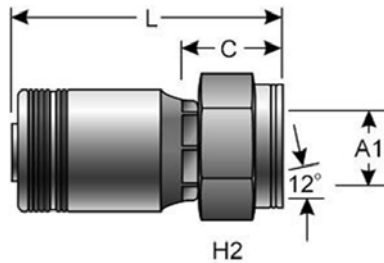
Descr.	Prod. No.	⊖		H2		T		L		C		Weight (Lbs.)
		"	mm	"	mm	"	mm	"	mm	"	mm	
24GSM-24FBSPORX45	7341-07035	1 1/2	38.1	1 1/2	55	1.96	49.8	9.56	242.8	5.81	147.6	5.00
32GSM-32FBSPORX45	7341-20565	2	50.8	2-11	70	2.95	75.0	12.11	307.6	7.62	193.6	10.18


Female British Standard Parallel Pipe O-Ring Swivel - 90° Bent Tube



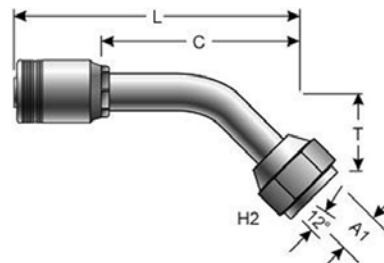
Descr.	Prod. No.	⊖			H2	T		L		C		Weight (Lbs.)
		"	mm	"	mm	"	mm	"	mm	"	mm	
24GSM-24FBSPORX90	7341-07045	1 1/2	38.1	1 1/2	55	3.94	100.1	8.76	222.5	5.02	127.5	5.33
32GSM-32FBSPORX90	7341-20575	2	50.8	2-11	70	5.91	150.0	10.89	276.5	6.40	162.5	11.08


Female DIN 24° Cone Swivel - Heavy Series with O-Ring



Descr.	Prod. No.	⊖			H2	L		C		A1	Weight (Lbs.)
		"	mm	"	mm	"	mm	"	mm	mm	
24GSM-38FDHORX	7341-07055	1 1/2	38.1	M52X2.0	60	7.09	180.1	3.35	85.1	38.0	4.40

Female DIN 24° Cone Swivel - Heavy Series with O-Ring - 45° Bent Tube

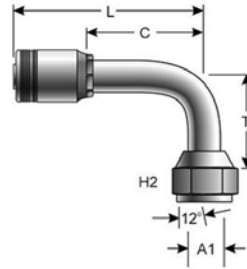


Descr.	Prod. No.	⊖			H2	T		L		C		A1	Weight (Lbs.)
		"	mm	"	mm	"	mm	"	mm	"	mm	mm	
24GSM-38FDHORX45	7341-07065	1 1/2	38.1	M52X2.0	60	1.74	44.2	9.33	237.0	5.59	142.0	38.0	5.06

- HOSE
- HOSE/CPLG. SELECTION
- G8K COUPLINGS
- GLOBALSPIRAL COUPLINGS
- PCM / PCS FERRULES
- MEGACRIMP COUPLINGS
- STAINLESS STEEL
- POWER CRIMP COUPLINGS
- LOC. GL AND GLP COUPLINGS
- POLARSEAL COUPLINGS
- POLARSEAL II COUPLINGS
- C14 COUPLINGS
- PCTS THERMOPLASTIC COUPLINGS
- FIELD ATTACHABLE G1 & G2 COUPLINGS
- FIELD ATTACHABLE C5 & C5E COUPLINGS
- SURELOK AIR BRAKE COUPLINGS
- ADAPTERS
- QUICK DISCONNECT COUPLERS
- LIVE SWIVEL
- BALL VALVES
- ACCESSORIES
- EQUIPMENT AND PARTS

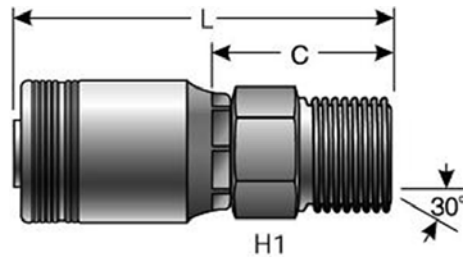
HOSE
HOSE/CPLG. SELECTION
G8K COUPLINGS
GLOBALSPIRAL COUPLINGS
PCM / PCS FERRULES
MEGACRIMP COUPLINGS
STAINLESS STEEL
POWER CRIMP COUPLINGS
LOC, GL AND GLP COUPLINGS
POLARSEAL COUPLINGS
POLARSEAL II COUPLINGS
C14 COUPLINGS
PCTS THERMOPLASTIC COUPLINGS
FIELD ATTACHABLE G1 & G2 COUPLINGS
FIELD ATTACHABLE C5 & C5E COUPLINGS
SURELOK AIR BRAKE COUPLINGS
ADAPTERS
QUICK DISCONNECT COUPLERS
LIVE SWIVEL
BALL VALVES
ACCESSORIES
EQUIPMENT AND PARTS

Female DIN 24° Cone Swivel - Heavy Series with O-Ring - 90° Bent Tube



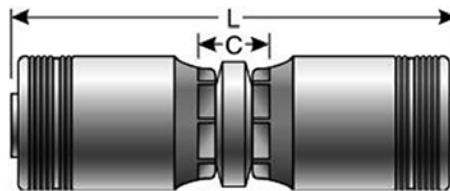
Descr.	Prod. No.	⊖		M52X2.0	H2	T		L		C		A1	Weight (Lbs.)
		"	mm			"	mm	"	mm	"	mm		
24GSM-38FDHORX90	7341-07075	1 1/2	38.1	M52X2.0	60	3.62	92.0	8.76	222.5	5.02	127.5	38.0	5.43

Male British Standard Pipe Parallel



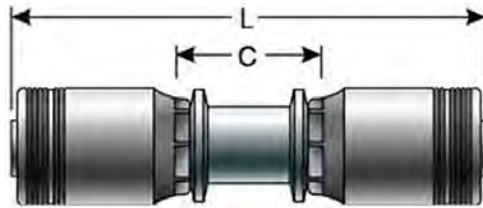
Descr.	Prod. No.	⊖		1 1/2-11	H1	L		C		Weight (Lbs.)
		"	mm			"	mm	"	mm	
24GSM-24MBSPP	7341-07025	1 1/2	38.1	1 1/2-11	2 1/4	6.41	162.8	2.67	67.8	3.64
32GSM-32MBSPP	7341-20585	2	50.8	6.2-11	70	7.40	188.0	2.91	74.0	6.54

Hose Length Extender



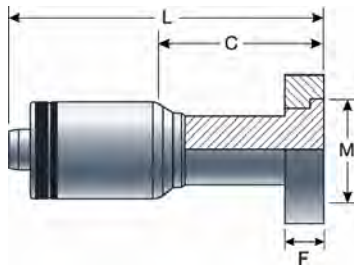
Descr.	Prod. No.	⊖		L		C		Weight (Lbs.)
		"	mm	"	mm	"	mm	
32GSM-32HLE	7341-20475	2	50.8	11.11	282.0	2.14	54.4	10.01
40GSM-40HLE	7341-20735	2 1/2	63.5	16.70	424.0	2.68	68.0	19.20
48GSM-48HLE	7341-20745	3	76.2	18.40	468.0	2.91	73.9	26.18

Hose Length Extender for Caterpillar with Clamping Area



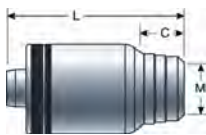
Descr.	Prod. No.	⊖		⌀	L	C	Weight (Lbs.)
		"	mm				
24GSM-24HLEC	7341-02645	1 1/2	38.1	1 1/2	10.66	3.18	2.58

ISO 6164 4-bolt Square Heavy Captive Flange



Descr.	Prod. No.	⊖		M		L		C		F		Weight (Lbs.)
		"	mm	"	mm	"	mm	"	mm	"	mm	
40GSM-63FLSHCF	7341-20665	2 1/2	63.5	5.91	150.0	15.00	380.0	7.95	202.0	2.05	52.0	30.43
48GSM-80FLSHCF	7341-20705	3	76.2	7.09	180.0	17.30	440.0	9.57	243.0	2.76	70.0	48.92

GSM Butt Weld



Descr.	Prod. No.	⊖		M		L		C		Weight (Lbs.)
		"	mm	"	mm	"	mm	"	mm	
40GSM-40XXSBW	7341-20685	2 1/2	63.5	1.77	45.0	9.65	245.1	2.64	67.1	11.07
48GSM-48XXSBW	7341-20725	3	76.2	2.28	58.0	10.70	272.0	2.95	75.0	15.20

HOSE
HOSE/CPLG. SELECTION
G8K COUPLINGS
GLOBALSPIRAL COUPLINGS
PCM / PCS FERRULES
MEGACRIMP COUPLINGS
STAINLESS STEEL
POWER CRIMP COUPLINGS
LOC. GL AND GLP COUPLINGS
POLARSEAL COUPLINGS
POLARSEAL II COUPLINGS
C14 COUPLINGS
PCTS THERMOPLASTIC COUPLINGS
FIELD ATTACHABLE G1 & G2 COUPLINGS
FIELD ATTACHABLE C5 & C5E COUPLINGS
SURELOK AIR BRAKE COUPLINGS
ADAPTERS
QUICK DISCONNECT COUPLERS
LIVE SWIVEL
BALL VALVES
ACCESSORIES
EQUIPMENT AND PARTS

HOSE

HOSE/CPLG. SELECTION

G8K COUPLINGS

GLOBALSPIRAL COUPLINGS

PCM / PCS FERRULES

MEGACRIMP COUPLINGS

STAINLESS STEEL

POWER CRIMP COUPLINGS

LOC, GL AND GLP COUPLINGS

POLARSEAL COUPLINGS

POLARSEAL II COUPLINGS

C14 COUPLINGS

PCTS THERMOPLASTIC COUPLINGS

FIELD ATTACHABLE G1 & G2 COUPLINGS

FIELD ATTACHABLE C5 & C5E COUPLINGS

SURELOK AIR BRAKE COUPLINGS

ADAPTERS

QUICK DISCONNECT COUPLERS

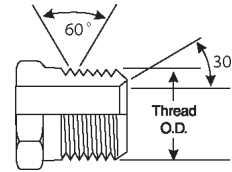
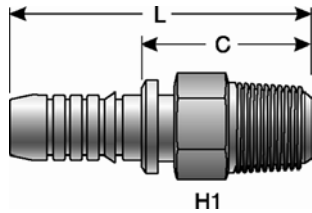
LIVE SWIVEL

BALL VALVES

ACCESSORIES

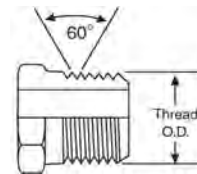
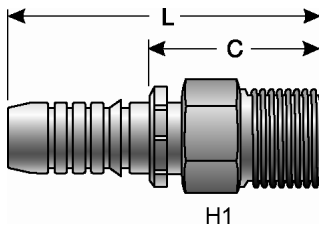
EQUIPMENT AND PARTS

Male Pipe (NPTF - 30° Cone Seat)



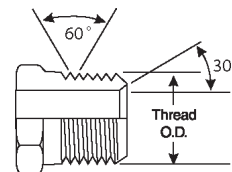
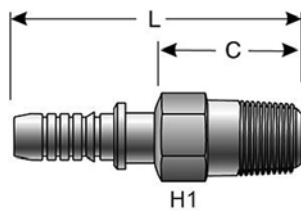
Descr.	Prod. No.	⌀		H1	L		C		Weight (Lbs.)	
		"	mm		"	mm	"	mm		
24GSP-24MP	7347-20725	1 1/2	38.1	1 1/2-11 1/2	2	5.24	133.1	2.34	59.4	1.30
32GSP-32MP	7347-20795	2	50.8	2-11 1/2	2.50	6.05	153.7	2.43	61.7	2.30

API Line Pipe Connection



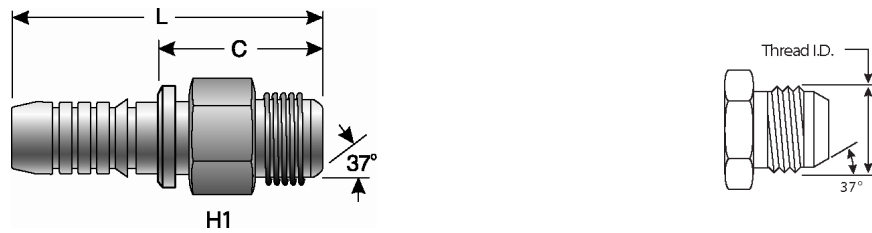
Descr.	Prod. No.	⌀		H1	L		C		Weight (Lbs.)	
		"	mm		"	mm	"	mm		
24GSP-24MPAPI	7347-85665	1 1/2	38.1	1 1/2-11 1/2	2	5.45	138.4	2.65	67.3	2.25
32GSP-32MPAPI	7347-85415	2	50.8	2-11 1/2	2.50	7.90	200.7	4.28	108.7	3.50

Male Pipe (NPTF - 30° Cone Seat) - Long Hex



Descr.	Prod. No.	⌀		H1	L		C		Weight (Lbs.)	
		"	mm		"	mm	"	mm		
24GSP-24MPLH	7347-20745	1 1/2	38.1	1 1/2-11 1/2	2	6.29	159.8	3.40	86.4	1.97

Male JIC 37° Flare



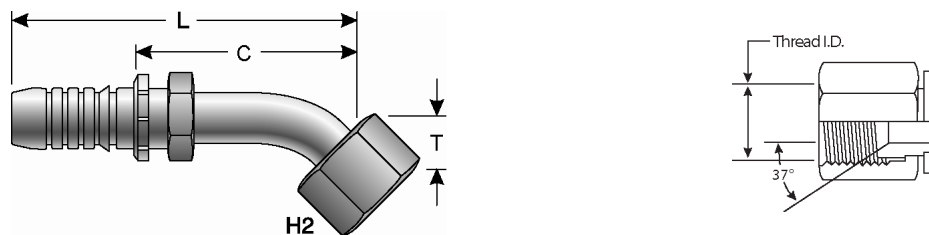
Descr.	Prod. No.	⊖		🌀	H1	L		C		Weight (Lbs.)
		"	mm			"	mm	"	mm	
24GSP-20MJ	7347-81455	1 1/2	38.1	1 5/8-12	1.97	5.00	127.0	2.10	53.3	1.22
24GSP-24MJ	7347-81465	1 1/2	38.1	1 7/8-12	1.97	5.12	130.1	2.22	56.4	1.28
32GSP-32MJ	7347-81535	2	50.8	2 1/2-12	2.56	6.34	161.0	2.72	69.1	2.67

Female JIC 37° Flare Swivel



Descr.	Prod. No.	⊖		🌀	H1	H2	L		C		Weight (Lbs.)
		"	mm				"	mm	"	mm	
24GSP-24FJX	7347-82455	1 1/2	38.1	1 7/8-12	1.97	2.36	5.64	143.3	2.74	69.6	2.16
24GSP-32FJX	7347-82465	1 1/2	38.1	2 1/2-12	2.56	2.98	6.88	174.8	3.17	80.5	3.00
32GSP-32FJX	7347-82525	2	50.8	2 1/2-12	2.56	2.95	6.80	172.7	3.17	80.5	3.64

Female JIC 37° Flare Swivel - 45° Bent Tube

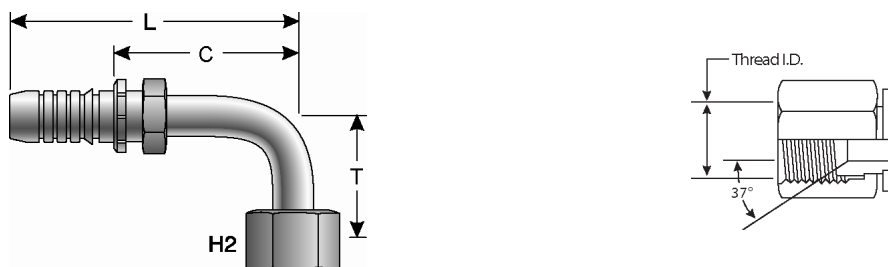


Descr.	Prod. No.	⊖		🌀	H2	T	L		C		Weight (Lbs.)	
		"	mm				"	mm	"	mm		
24GSP-24FJX45-050	7347-83735	1 1/2	38.1	1 7/8-12	2 1/3	1.97	50.0	9.17	232.9	6.28	159.5	3.16

- HOSE
- HOSE/CPLG. SELECTION
- G8K COUPLINGS
- GLOBALSPIRAL COUPLINGS
- PCM / PCS FERRULES
- MEGACRIMP COUPLINGS
- STAINLESS STEEL
- POWER CRIMP COUPLINGS
- LOC. GL AND GLP COUPLINGS
- POLARSEAL COUPLINGS
- POLARSEAL II COUPLINGS
- C14 COUPLINGS
- PCTS THERMOPLASTIC COUPLINGS
- FIELD ATTACHABLE G1 & G2 COUPLINGS
- FIELD ATTACHABLE C5 & C5E COUPLINGS
- SURELOK AIR BRAKE COUPLINGS
- ADAPTERS
- QUICK DISCONNECT COUPLERS
- LIVE SWIVEL
- BALL VALVES
- ACCESSORIES
- EQUIPMENT AND PARTS

HOSE
HOSE/CPLG. SELECTION
G8K COUPLINGS
GLOBALSPIRAL COUPLINGS
PCM / PCS FERRULES
MEGACRIMP COUPLINGS
STAINLESS STEEL
POWER CRIMP COUPLINGS
LOC, GL AND GLP COUPLINGS
POLARSEAL COUPLINGS
POLARSEAL II COUPLINGS
C14 COUPLINGS
PCTS THERMOPLASTIC COUPLINGS
FIELD ATTACHABLE G1 & G2 COUPLINGS
FIELD ATTACHABLE C5 & C5E COUPLINGS
SURELOK AIR BRAKE COUPLINGS
ADAPTERS
QUICK DISCONNECT COUPLERS
LIVE SWIVEL
BALL VALVES
ACCESSORIES
EQUIPMENT AND PARTS


Female JIC 37° Flare Swivel - 90° Bent Tube



Descr.	Prod. No.	⊖		🌀	H2	T		L		C		Weight (Lbs.)
		"	mm			"	mm	"	mm	"	mm	
24GSP-24FJX90-089	7347-84745	1 1/2	38.1	1 7/8-12	2 1/3	3.50	88.9	8.35	212.1	5.45	138.4	1.52
24GSP-24FJX90-118	7347-84755	1 1/2	38.1	1 7/8-12	2 1/3	4.65	118.1	7.46	189.5	4.56	115.8	1.55
32GSP-32FJX90M	7347-84785	2	50.8	2 1/2-12	3	5.51	140.0	10.71	272.0	7.07	179.6	6.44

Male Flat-Face O-Ring

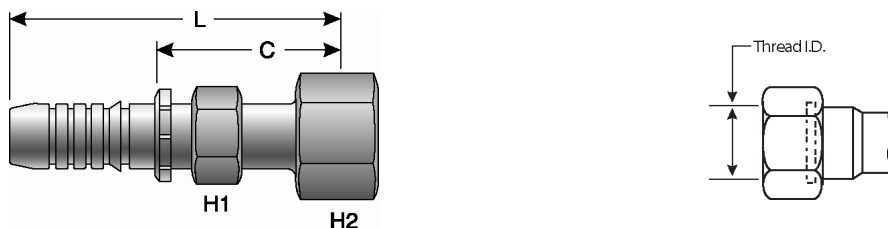
Includes Peroxide-cured O-Ring.
Metric Hex per ISO Draft International Standard 12151-1.
Utilizes SAE J1453 Captive O-Ring Groove for Improved O-Ring Retention.



Descr.	Prod. No.	⊖		🌀	H1	L		C		Weight (Lbs.)
		"	mm			"	mm	"	mm	
24GSP-24MFFOR	7347-23905	1 1/2	38.1	2-12	55	5.12	130.1	2.22	56.4	1.67

Female Flat-Face O-Ring Swivel

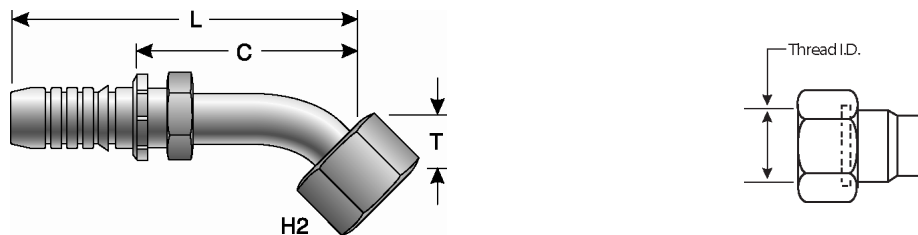
Metric Hex per ISO Draft International Standard 12151-1.
SAE J1453 O-Ring Face Seal.



Descr.	Prod. No.	⊖		🌀	H1	H2	L		C		Weight (Lbs.)
		"	mm				"	mm	"	mm	
24GSP-24FFORX	7347-30725	1 1/2	38.1	2-12	55	2 1/4	5.17	131.3	2.37	60.2	1.93

Female Flat-Face O-Ring Swivel - 45° Bent Tube

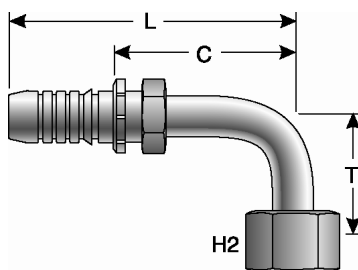
Metric Hex per ISO Draft International Standard 12151-1.
SAE J1453 O-Ring Face Seal.



Descr.	Prod. No.	⌀		🌀		H2		T		L		C		Weight (Lbs.)
		"	mm	"	mm	"	mm	"	mm	"	mm	"	mm	
24GSP-24FFORX45-036	7347-31725	1 1/2	38.1	2-12	2 1/4	2.70	68.6	7.61	193.3	4.81	122.2	2.65		

Female Flat-Face O-Ring Swivel - 90° Bent Tube

Metric Hex per ISO Draft International Standard 12151-1.
SAE J1453 O-Ring Face Seal.



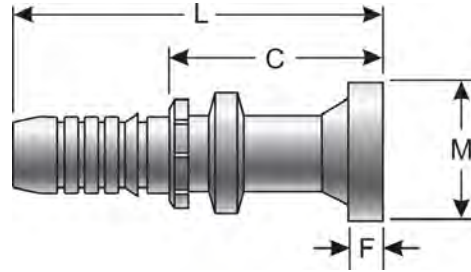
Descr.	Prod. No.	⌀		🌀		H2		T		L		C		Weight (Lbs.)
		"	mm	"	mm	"	mm	"	mm	"	mm	"	mm	
24GSP-24FFORX90L	7347-34725	1 1/2	38.1	2-12	2 1/4	5.54	140.7	7.61	193.3	4.81	122.2	3.11		
24GSP-24FFORX90M	7347-33725	1 1/2	38.1	2-12	2 1/4	3.41	86.6	7.61	193.3	4.81	122.2	2.75		

HOSE
HOSE/CPLG. SELECTION
G8K COUPLINGS
GLOBALSPIRAL COUPLINGS
PCM / PCS FERRULES
MEGACRIMP COUPLINGS
STAINLESS STEEL
POWER CRIMP COUPLINGS
LOC. GL AND GLP COUPLINGS
POLARSEAL COUPLINGS
POLARSEAL II COUPLINGS
C14 COUPLINGS
PCTS THERMOPLASTIC COUPLINGS
FIELD ATTACHABLE G1 & G2 COUPLINGS
FIELD ATTACHABLE C5 & C5E COUPLINGS
SURELOK AIR BRAKE COUPLINGS
ADAPTERS
QUICK DISCONNECT COUPLERS
LIVE SWIVEL
BALL VALVES
ACCESSORIES
EQUIPMENT AND PARTS

HOSE
HOSE/CPLG. SELECTION
G8K COUPLINGS
GLOBALSPIRAL COUPLINGS
PCM / PCS FERRULES
MEGACRIMP COUPLINGS
STAINLESS STEEL
POWER CRIMP COUPLINGS
LOC, GL AND GLP COUPLINGS
POLARSEAL COUPLINGS
POLARSEAL II COUPLINGS
C14 COUPLINGS
PCTS THERMOPLASTIC COUPLINGS
FIELD ATTACHABLE G1 & G2 COUPLINGS
FIELD ATTACHABLE C5 & C5E COUPLINGS
SURELOK AIR BRAKE COUPLINGS
ADAPTERS
QUICK DISCONNECT COUPLERS
LIVE SWIVEL
BALL VALVES
ACCESSORIES
EQUIPMENT AND PARTS

Code 61 O-Ring Flange

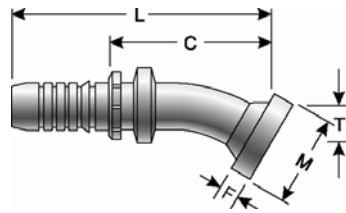
-24FL Max. W.P. 3,000 psi; -32FL Max. W.P. 3,000 psi.
See Accessories for O-Rings.



Descr.	Prod. No.	⊖		M		L		C		F		Weight (Lbs.)
		"	mm	"	mm	"	mm	"	mm	"	mm	
24GSP-20FL	7347-41715	1 1/2	38.1	2.00	50.8	5.74	145.8	2.85	72.4	.31	7.9	1.51
24GSP-24FL	7347-41725	1 1/2	38.1	2.38	60.5	6.02	152.9	3.12	79.3	.32	8.1	1.98
24GSP-32FL	7347-41735	1 1/2	38.1	2.81	71.4	5.79	147.1	2.99	76.0	.38	9.7	2.05
32GSP-24FL	7347-41785	2	50.8	2.38	60.5	6.53	165.9	2.49	63.3	.32	8.1	2.50
32GSP-32FL	7347-41795	2	50.8	2.81	71.4	6.27	159.3	2.65	67.3	.38	9.7	2.56
32GSP-40FL	7347-41805	2	50.8	3.31	84.1	8.52	216.4	2.99	76.0	.38	9.7	2.88

Code 61 O-Ring Flange - 22 1/2° Bent Tube

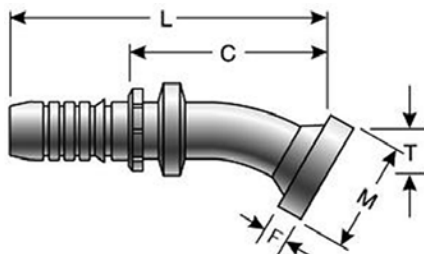
-24FL Max. W.P. 3,000 psi; -32FL Max. W.P. 3,000 psi.
S, M and L Drops per ISO Final Draft International Standard 12151-3.
See Accessories for O-Rings.



Descr.	Prod. No.	⊖		M		T		L		C		F		Weight (Lbs.)
		"	mm	"	mm	"	mm	"	mm	"	mm	"	mm	
24GSP-24FL22M	7347-42725	1 1/2	38.1	2.38	60.5	.71	18.0	8.31	211.0	5.41	137.4	.32	8.1	2.58
24GSP-32FL22M	7347-42735	1 1/2	38.1	2.81	71.4	.87	22.1	8.43	214.1	8.43	214.1	.38	9.7	2.91
32GSP-32FL22M	7347-42795	2	50.8	2.81	71.4	.97	24.6	10.83	275.1	8.43	214.1	.38	9.7	4.91

Code 61 O-Ring Flange - 30° Bent Tube

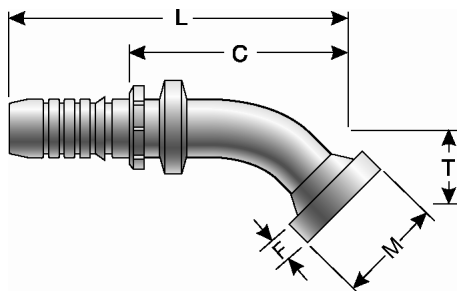
-24FL Max. W.P. 3,000 psi; -32FL Max. W.P. 3,000 psi.
S, M and L Drops per ISO Final Draft International Standard 12151-3.
See Accessories for O-Rings.



Descr.	Prod. No.	⊖		M		T		L		C		F		Weight (Lbs.)
		"	mm	"	mm	"	mm	"	mm	"	mm	"	mm	
24GSP-24FL30S	7347-43725	1 1/2	38.1	2.38	60.5	.98	24.9	8.23	209.0	5.31	134.9	.32	8.1	2.55
24GSP-32FL30M	7347-43735	1 1/2	38.1	2.81	71.4	1.26	32.0	8.27	210.1	5.39	136.9	.38	9.7	2.90
32GSP-32FL30M	7347-43795	2	50.8	2.81	71.4	1.25	31.8	10.70	271.8	7.10	180.3	.38	9.7	4.95

Code 61 O-Ring Flange - 45° Bent Tube

-24FL Max. W.P. 3,000 psi; -32FL Max. W.P. 3,000 psi.
S, M and L Drops per ISO Final Draft International Standard 12151-3.
See Accessories for O-Rings.



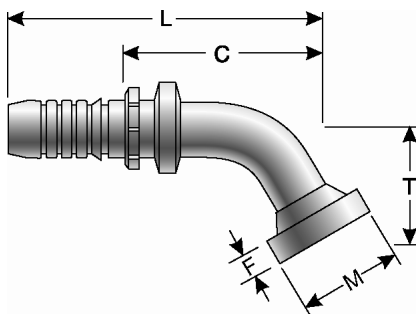
Descr.	Prod. No.	⊖		M		T		L		C		F		Weight (Lbs.)
		"	mm	"	mm	"	mm	"	mm	"	mm	"	mm	
24GSP-20FL45S	7347-44715	1 1/2	38.1	2.00	50.8	1.26	32.0	7.09	180.1	4.49	114.1	.32	8.1	2.06
24GSP-24FL45S	7347-44725	1 1/2	38.1	2.38	60.5	1.50	38.1	7.95	201.9	5.05	128.3	.32	8.1	2.60
24GSP-32FL45S	7347-44735	1 1/2	38.1	2.81	71.4	2.05	52.1	7.87	199.9	4.97	126.2	.38	9.7	2.89
32GSP-24FL45S	7347-44785	2	50.8	2.38	60.5	1.50	38.1	8.10	205.8	4.48	113.8	.32	8.1	3.05
32GSP-32FL45-066	7347-44805	2	50.8	2.81	71.4	2.60	66.0	10.12	257.1	6.50	165.1	.38	9.7	4.92

- HOSE
- HOSE/CPLG. SELECTION
- G8K COUPLINGS
- GLOBALSPIRAL COUPLINGS
- PCM / PCS FERRULES
- MEGACRIMP COUPLINGS
- STAINLESS STEEL
- POWER CRIMP COUPLINGS
- LOC. GL AND GLP COUPLINGS
- POLARSEAL COUPLINGS
- POLARSEAL II COUPLINGS
- C14 COUPLINGS
- PCTS THERMOPLASTIC COUPLINGS
- FIELD ATTACHABLE G1 & G2 COUPLINGS
- FIELD ATTACHABLE C5 & C5E COUPLINGS
- SURELOK AIR BRAKE COUPLINGS
- ADAPTERS
- QUICK DISCONNECT COUPLERS
- LIVE SWIVEL
- BALL VALVES
- ACCESSORIES
- EQUIPMENT AND PARTS

HOSE
HOSE/CPLG. SELECTION
G8K COUPLINGS
GLOBALSPIRAL COUPLINGS
PCM / PCS FERRULES
MEGACRIMP COUPLINGS
STAINLESS STEEL
POWER CRIMP COUPLINGS
LOC, GL AND GLP COUPLINGS
POLARSEAL COUPLINGS
POLARSEAL II COUPLINGS
C14 COUPLINGS
PCTS THERMOPLASTIC COUPLINGS
FIELD ATTACHABLE G1 & G2 COUPLINGS
FIELD ATTACHABLE C5 & C5E COUPLINGS
SURELOK AIR BRAKE COUPLINGS
ADAPTERS
QUICK DISCONNECT COUPLERS
LIVE SWIVEL
BALL VALVES
ACCESSORIES
EQUIPMENT AND PARTS

Code 61 O-Ring Flange - 60° Bent Tube

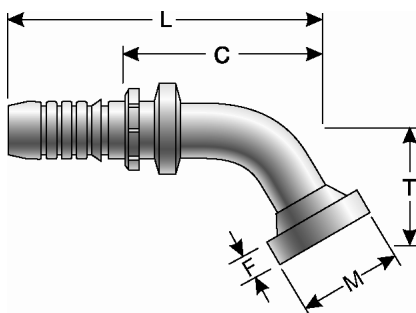
-24FL Max. W.P. 3,000 psi; -32FL Max. W.P. 3,000 psi.
S, M and L Drops per ISO Final Draft International Standard 12151-3.
See Accessories for O-Rings.



Descr.	Prod. No.	⊖		M		T		L		C		F		Weight (Lbs.)
		"	mm	"	mm	"	mm	"	mm	"	mm	"	mm	
24GSP-24FL60S	7347-45725	1 1/2	38.1	2.38	60.5	2.08	52.8	9.09	230.9	6.20	157.5	.32	8.1	3.03
24GSP-32FL60S	7347-45735	1 1/2	38.1	2.81	71.4	2.95	74.9	9.21	233.9	6.30	160.0	.38	9.7	3.50
32GSP-32FL60S	7347-45805	2	50.8	2.81	71.4	2.95	74.9	10.20	259.1	6.56	166.6	.38	9.7	5.11

Code 61 O-Ring Flange - 67 1/2° Bent Tube

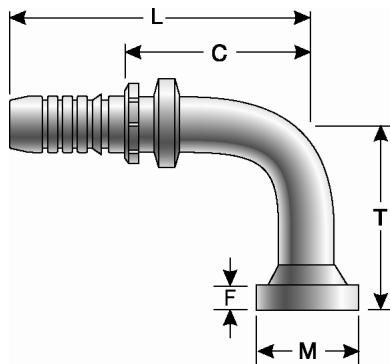
-24FL Max. W.P. 3,000 psi; -32FL Max. W.P. 3,000 psi.
S, M and L Drops per ISO Final Draft International Standard 12151-3.
See Accessories for O-Rings.



Descr.	Prod. No.	⊖		M		T		L		C		F		Weight (Lbs.)
		"	mm	"	mm	"	mm	"	mm	"	mm	"	mm	
24GSP-24FL67S	7347-46725	1 1/2	38.1	2.38	60.5	2.40	61.0	8.90	226.1	5.90	149.9	.32	8.1	3.01
24GSP-32FL67S	7347-46735	1 1/2	38.1	2.81	71.4	3.33	84.6	10.20	259.1	5.90	149.9	.38	9.7	3.50
32GSP-32FL67S	7347-46795	2	50.8	2.81	71.4	3.84	97.5	10.20	259.1	6.56	166.6	.38	9.7	4.72

Code 61 O-Ring Flange - 90° Bent Tube

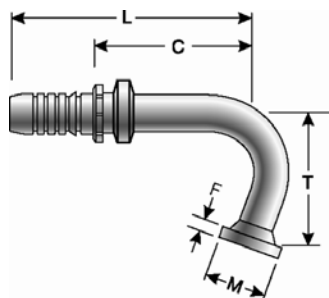
-24FL Max. W.P. 3,000 psi; -32FL Max. W.P. 3,000 psi.
S, M and L Drops per ISO Final Draft International Standard 12151-3.
See Accessories for O-Rings.



Descr.	Prod. No.	⊖		M		T		L		C		F		Weight (Lbs.)
		"	mm	"	mm	"	mm	"	mm	"	mm	"	mm	
24GSP-20FL90S	7347-47715	1 1/2	38.1	2.00	50.8	2.68	68.1	6.81	173.0	3.92	99.6	.32	8.1	2.27
24GSP-24FL90-148	7347-85625	1 1/2	38.1	2.36	59.9	5.83	148.1	6.89	175.0	4.01	101.9	.32	8.1	3.58
24GSP-24FL90M	7347-74725	1 1/2	38.1	2.36	59.9	4.09	103.9	6.89	175.0	4.01	101.9	.32	8.1	3.30
24GSP-24FL90S	7347-47725	1 1/2	38.1	2.38	60.5	3.19	81.0	7.24	183.9	4.33	110.0	.32	8.1	2.80
24GSP-32FL90-080	7347-47745	1 1/2	38.1	2.81	71.4	3.15	80.0	6.99	177.6	4.01	101.9	.38	9.7	3.04
24GSP-32FL90-170	7347-85435	1 1/2	38.1	2.81	71.4	6.69	169.9	6.88	174.8	3.99	101.4	.38	9.7	4.12
24GSP-32FL90S	7347-47735	1 1/2	38.1	2.81	71.4	4.72	119.9	6.90	175.3	4.01	101.9	.38	9.7	3.56
32GSP-24FL90S	7347-47785	2	50.8	2.36	59.9	3.19	81.0	7.76	197.1	4.13	104.9	.31	7.9	3.50
32GSP-32FL90-114	7347-47805	2	50.8	2.81	71.4	4.49	114.1	8.74	222.0	5.12	130.1	.38	9.7	4.70
32GSP-32FL90-165	7347-85425	2	50.8	2.81	71.4	6.50	165.1	9.69	246.1	6.06	153.9	.38	9.7	6.79
32GSP-32FL90-200	7347-85455	2	50.8	2.81	71.4	7.97	202.4	8.74	222.0	5.13	130.3	.38	9.7	6.10
32GSP-40FL90-110	7347-74805	2	50.8	3.31	84.1	4.38	111.3	8.52	216.4	4.98	126.5	.38	9.7	6.24

Code 61 O-Ring Flange - 110° Bent Tube

-24FL Max. W.P. 3,000 psi; -32FL Max. W.P. 3,000 psi.
See Accessories for O-Rings.



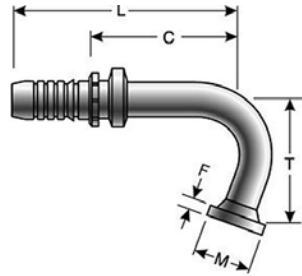
Descr.	Prod. No.	⊖		M		T		L		C		F		Weight (Lbs.)
		"	mm	"	mm	"	mm	"	mm	"	mm	"	mm	
24GSP-24FL110-094	7347-85635	1 1/2	38.1	2.36	59.9	3.70	94.0	7.95	201.9	5.07	128.8	.31	7.9	3.43
32GSP-32FL110-140	7347-85465	2	50.8	2.81	71.4	3.51	89.2	9.80	248.9	6.40	162.6	.38	9.7	5.84

- HOSE
- HOSE/CPLG. SELECTION
- G8K COUPLINGS
- GLOBALSPIRAL COUPLINGS
- PCM / PCS FERRULES
- MEGACRIMP COUPLINGS
- STAINLESS STEEL
- POWER CRIMP COUPLINGS
- LOC. GL AND GLP COUPLINGS
- POLARSEAL COUPLINGS
- POLARSEAL II COUPLINGS
- C14 COUPLINGS
- PCTS THERMOPLASTIC COUPLINGS
- FIELD ATTACHABLE G1 & G2 COUPLINGS
- FIELD ATTACHABLE C5 & C5E COUPLINGS
- SURELOK AIR BRAKE COUPLINGS
- ADAPTERS
- QUICK DISCONNECT COUPLERS
- LIVE SWIVEL
- BALL VALVES
- ACCESSORIES
- EQUIPMENT AND PARTS

HOSE
HOSE/CPLG. SELECTION
G8K COUPLINGS
GLOBALSPIRAL COUPLINGS
PCM / PCS FERRULES
MEGACRIMP COUPLINGS
STAINLESS STEEL
POWER CRIMP COUPLINGS
LOC, GL AND GLP COUPLINGS
POLARSEAL COUPLINGS
POLARSEAL II COUPLINGS
C14 COUPLINGS
PCTS THERMOPLASTIC COUPLINGS
FIELD ATTACHABLE G1 & G2 COUPLINGS
FIELD ATTACHABLE C5 & C5E COUPLINGS
SURELOK AIR BRAKE COUPLINGS
ADAPTERS
QUICK DISCONNECT COUPLERS
LIVE SWIVEL
BALL VALVES
ACCESSORIES
EQUIPMENT AND PARTS

Code 61 O-Ring Flange - 120° Bent Tube

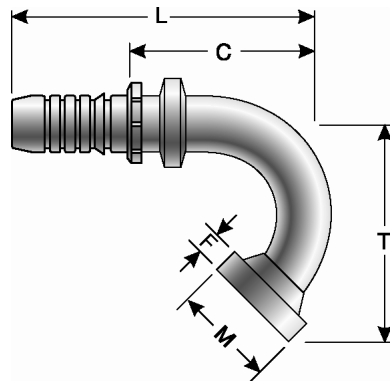
-24FL Max. W.P. 3,000 psi; -32FL Max. W.P. 3,000 psi.
See Accessories for O-Rings.



Descr.	Prod. No.	⊖		M		T		L		C		F		Weight (Lbs.)
		"	mm	"	mm	"	mm	"	mm	"	mm	"	mm	
24GSP-24FL120-119	7347-85645	1 1/2	38.1	2.36	59.9	4.69	119.1	7.20	182.9	4.31	109.5	.31	7.9	3.81

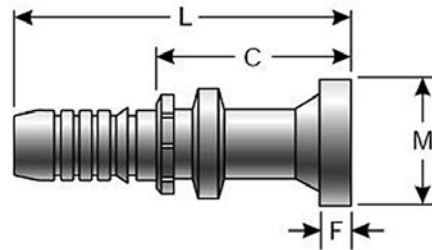
Code 61 O-Ring Flange - 125° Bent Tube

-24FL Max. W.P. 3,000 psi; -32FL Max. W.P. 3,000 psi.
See Accessories for O-Rings.



Descr.	Prod. No.	⊖		M		T		L		C		F		Weight (Lbs.)
		"	mm	"	mm	"	mm	"	mm	"	mm	"	mm	
32GSP-32FL125-150	7347-85475	2	50.8	2.81	71.4	3.90	99.1	8.30	210.8	4.70	119.4	.38	9.7	5.89

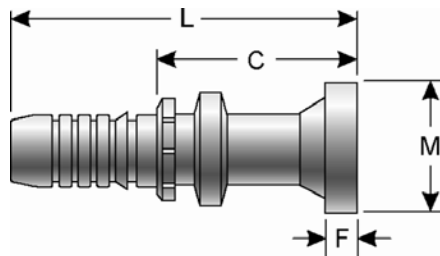
Code 61 Flange Without O-Ring Groove



Descr.	Prod. No.	⊖		M		L		C		F		Weight (Lbs.)
		"	mm	"	mm	"	mm	"	mm	"	mm	
24GSP-24FLFF	7347-85655	1 1/2	38.1	2.38	60.5	6.02	152.9	3.12	79.3	.32	8.1	1.78

Code 62 O-Ring Flange Heavy

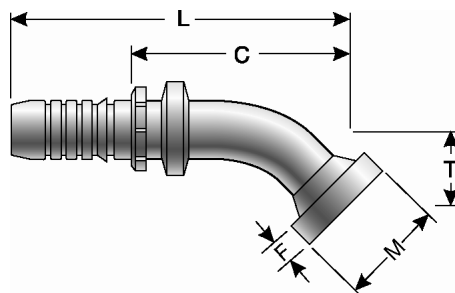
See Accessories for O-Rings.



Descr.	Prod. No.	⊖		M		L		C		F		Weight (Lbs.)
		"	mm	"	mm	"	mm	"	mm	"	mm	
24GSP-24FLH	7347-48725	1 1/2	38.1	2.50	63.5	6.57	166.9	3.68	93.5	.50	12.7	.99
24GSP-32FLH	7347-48735	1 1/2	38.1	3.13	79.5	6.57	166.9	3.68	93.5	.50	12.7	2.87
32GSP-32FLH	7347-48795	2	50.8	3.13	79.5	7.09	180.1	3.46	87.9	.50	12.7	3.40

Code 62 O-Ring Flange Heavy - 45° Bent Tube

S, M and L Drops per ISO Final Draft International Standard 12151-3.
See Accessories for O-Rings.



Descr.	Prod. No.	⊖		M		T	L		C		F		Weight (Lbs.)	
		"	mm	"	mm	"	mm	"	mm	"	mm			
24GSP-24FLH45M	7347-51725	1 1/2	38.1	2.50	63.5	1.73	43.9	7.56	192.0	4.65	118.1	.50	12.7	2.70

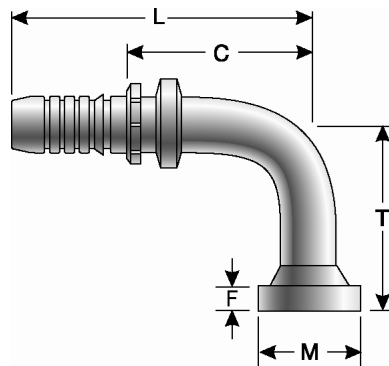
HOSE
HOSE/CPLG. SELECTION
G8K COUPLINGS
GLOBALSPIRAL COUPLINGS
PCM / PCS FERRULES
MEGACRIMP COUPLINGS
STAINLESS STEEL
POWER CRIMP COUPLINGS
LOC. GL AND GLP COUPLINGS
POLARSEAL COUPLINGS
POLARSEAL II COUPLINGS
C14 COUPLINGS
PCTS THERMOPLASTIC COUPLINGS
FIELD ATTACHABLE G1 & G2 COUPLINGS
FIELD ATTACHABLE C5 & C5E COUPLINGS
SURELOK AIR BRAKE COUPLINGS
ADAPTERS
QUICK DISCONNECT COUPLERS
LIVE SWIVEL
BALL VALVES
ACCESSORIES
EQUIPMENT AND PARTS

Code 62 O-Ring Flange Heavy - 45° Bent Tube - Continued

Descr.	Prod. No.	⊖		M		T		L		C		F		Weight (Lbs.)
		"	mm	"	mm	"	mm	"	mm	"	mm	"	mm	
24GSP-32FLH45S	7347-51735	1 1/2	38.1	3.13	79.5	2.05	52.1	7.87	199.9	4.98	126.5	.50	12.7	3.48
32GSP-32FLH45-066	7347-51805	2	50.8	3.13	79.5	2.60	66.0	10.67	271.0	7.06	179.3	.50	12.7	5.65

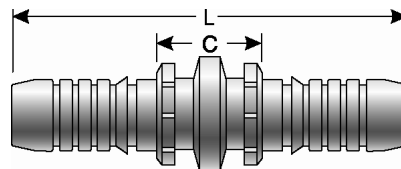
Code 62 O-Ring Flange Heavy - 90° Bent Tube

S, M and L Drops per ISO Final Draft International Standard 12151-3.
See Accessories for O-Rings.



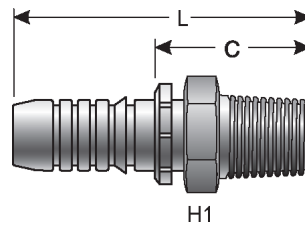
Descr.	Prod. No.	⊖		M		T		L		C		F		Weight (Lbs.)
		"	mm	"	mm	"	mm	"	mm	"	mm	"	mm	
24GSP-24FLH90-094	7347-79105	1 1/2	38.1	2.50	63.5	3.70	94.0	6.91	175.5	4.01	101.9	.50	12.7	3.12
24GSP-32FLH90S	7347-54735	1 1/2	38.1	3.13	79.5	4.72	119.9	6.96	176.8	4.06	103.1	.49	12.5	4.12
32GSP-32FLH90M	7347-75795	2	50.8	3.13	79.5	5.40	137.2	8.72	221.5	5.09	129.3	.50	12.7	6.21

Hose Length Extender



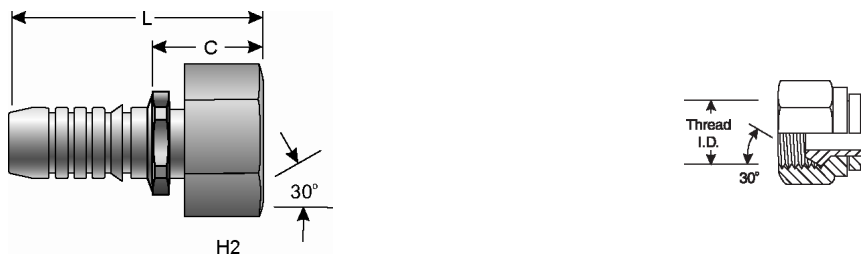
Descr.	Prod. No.	⊖		L		C		Weight (Lbs.)
		"	mm	"	mm	"	mm	
24GSP-24HLE	7347-85445	1 1/2	38.1	7.33	186.2	1.53	38.9	1.50
32GSP-32HLE	7347-79335	2	50.8	8.76	222.5	1.52	38.6	2.55

Male British Standard Pipe Tapered



Descr.	Prod. No.	⊕		🌀		H1		L		C		Weight (Lbs.)
		"	mm	"	mm	"	mm	"	mm	"	mm	
24GSP-24MBSPT	7347-95235	1 1/2	38.1	1 1/2-11	55	5.12	130.1	2.22	56.4		1.50	

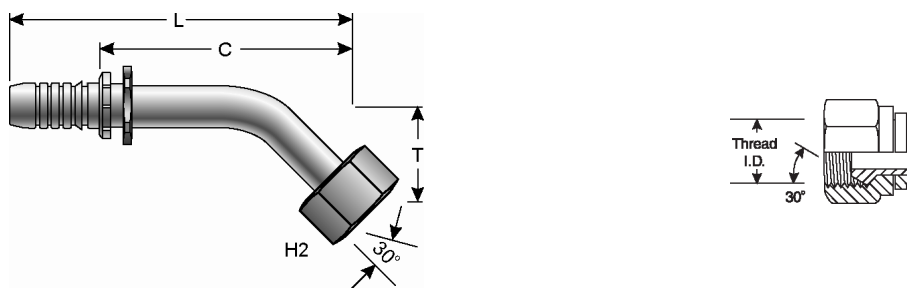
Female British Standard Parallel Pipe O-Ring Swivel



Descr.	Prod. No.	⊕		🌀		H2		L		C		Weight (Lbs.)
		"	mm	"	mm	"	mm	"	mm	"	mm	
24GSP-24FBSPORX	7347-95025	1 1/2	38.1	1 1/2-11	55	4.92	125.0	2.01	51.1		1.95	
32GSP-32FBSPORX	7347-95105	2	50.8	2-11	70	5.98	151.9	2.36	59.9		3.92	

Female British Standard Parallel Pipe O-Ring Swivel - 45° Bent Tube

S, M and L Drops and Hex per ISO Working Draft 12151-6.



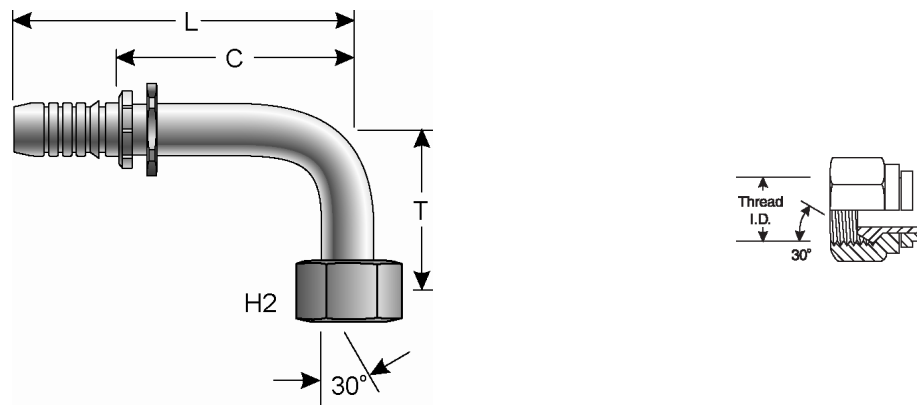
Descr.	Prod. No.	⊕		🌀		H2		T		L		C		Weight (Lbs.)
		"	mm	"	mm	"	mm	"	mm	"	mm	"	mm	
24GSP-24FBSPORX45	7347-95035	1 1/2	38.1	1 1/2-11	55	1.96	49.8	8.44	214.4	5.54	140.7		3.00	
32GSP-32FBSPORX45	7347-95115	2	50.8	2-11	70	2.45	62.2	10.87	276.1	7.24	183.9		6.25	

HOSE
HOSE/CPLG. SELECTION
G8K COUPLINGS
GLOBALSPIRAL COUPLINGS
PCM / PCS FERRULES
MEGACRIMP COUPLINGS
STAINLESS STEEL
POWER CRIMP COUPLINGS
LOC. GL AND GLP COUPLINGS
POLARSEAL COUPLINGS
POLARSEAL II COUPLINGS
C14 COUPLINGS
PCTS THERMOPLASTIC COUPLINGS
FIELD ATTACHABLE G1 & G2 COUPLINGS
FIELD ATTACHABLE C5 & C5E COUPLINGS
SURELOK AIR BRAKE COUPLINGS
ADAPTERS
QUICK DISCONNECT COUPLERS
LIVE SWIVEL
BALL VALVES
ACCESSORIES
EQUIPMENT AND PARTS

HOSE
HOSE/CPLG. SELECTION
G8K COUPLINGS
GLOBALSPIRAL COUPLINGS
PCM / PCS FERRULES
MEGACRIMP COUPLINGS
STAINLESS STEEL
POWER CRIMP COUPLINGS
LOC, GL AND GLP COUPLINGS
POLARSEAL COUPLINGS
POLARSEAL II COUPLINGS
C14 COUPLINGS
PCTS THERMOPLASTIC COUPLINGS
FIELD ATTACHABLE G1 & G2 COUPLINGS
FIELD ATTACHABLE C5 & C5E COUPLINGS
SURELOK AIR BRAKE COUPLINGS
ADAPTERS
QUICK DISCONNECT COUPLERS
LIVE SWIVEL
BALL VALVES
ACCESSORIES
EQUIPMENT AND PARTS

Female British Standard Parallel Pipe O-Ring Swivel - 90° Bent Tube

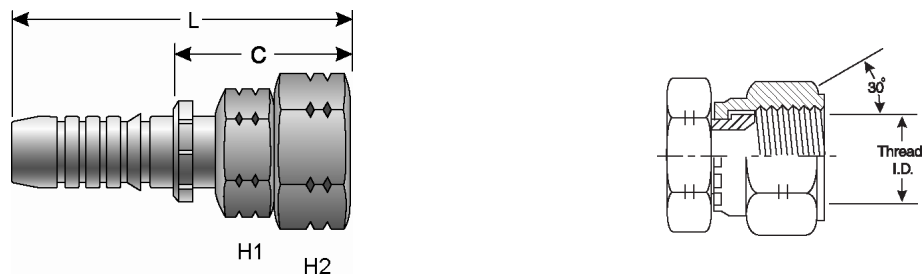
S, M and L Drops and Hex per ISO Working Draft 12151-6.



Descr.	Prod. No.	⌀		H2	T		L		C		Weight (Lbs.)	
		"	mm		"	mm	"	mm	"	mm		
24GSP-24FBSPORX90	7347-95045	1 1/2	38.1	1 1/2-11	55	3.93	99.8	7.66	194.6	4.75	120.7	3.40
32GSP-32FBSPORX90	7347-95125	2	50.8	2-11	70	5.08	129.0	10.02	254.5	6.40	162.6	7.17

Female Komatsu Style Japanese Metric Swivel

These female swivels have been marked with two small notches on the hex to identify them as the Komatsu style.




Descr.	Prod. No.	⌀		H1	H2	L		C		Weight (Lbs.)	
		"	mm			"	mm	"	mm		
24GSP-24FKX	7347-35725	1 1/2	38.1	M42X1.5	49	59	5.81	147.6	2.92	74.2	2.10

Female Japanese Industrial Standard 30° Flare Swivel



Descr.	Prod. No.	⊖		🌀		H1	H2	L		C		Weight (Lbs.)
		"	mm	"	mm	mm	mm	"	mm	"	mm	
24GSP-24FJISX	7347-79345	1 1/2	38.1	1 1/2-11		54	54	5.61	142.5	2.72	69.1	1.84

GSP Ferrule for 4-Spiral Hose



Descr.	Prod. No.	⊖		L		⊕		Weight (Lbs.)
		"	mm	"	mm	"	mm	
24GSP1F-4	7347-03175	1 1/2	38.1	3.01	76.5	2.83	71.9	1.36
32GSP1F-4	7347-03195	2	50.8	3.58	90.9	3.35	85.1	1.74

GSP Ferrule for Wire Braid Hose



Descr.	Prod. No.	⊖		L		⊕		Weight (Lbs.)
		"	mm	"	mm	"	mm	
24GSP1F-2	7347-03165	1 1/2	38.1	2.98	75.7	2.76	70.1	1.08
32GSP1F-2	7347-03185	2	50.8	3.54	89.9	3.29	83.6	1.56

HOSE

HOSE/CPLG. SELECTION

G8K COUPLINGS

GLOBALSPIRAL COUPLINGS

PCM / PCS FERRULES

MEGACRIMP COUPLINGS

STAINLESS STEEL

POWER CRIMP COUPLINGS

LOC. GL AND GLP COUPLINGS

POLARSEAL COUPLINGS

POLARSEAL II COUPLINGS

C14 COUPLINGS

PCTS THERMOPLASTIC COUPLINGS

FIELD ATTACHABLE G1 & G2 COUPLINGS

FIELD ATTACHABLE C5 & C5E COUPLINGS

SURELOK AIR BRAKE COUPLINGS

ADAPTERS

QUICK DISCONNECT COUPLERS

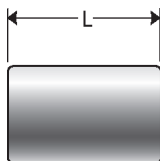
LIVE SWIVEL

BALL VALVES

ACCESSORIES

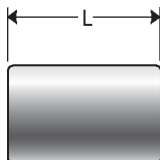
EQUIPMENT AND PARTS

PCM Skive Ferrules



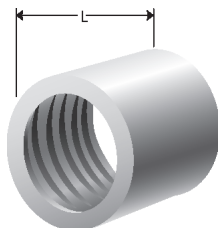
Descr.	Prod. No.	⊖	L		⊕		Weight (Lbs.)
		"	"	mm	"	mm	
10PCM-2F	7343-02605	5/8	1.81	46.0	1.41	35.8	.30
12PCM-2F	7343-02515	3/4	2.05	52.1	1.74	44.2	.33
16PCM-2F	7343-02525	1	2.28	57.9	1.70	43.2	.45
20PCM-2F	7343-02565	1 1/4	2.84	72.1	2.15	54.6	.72
24PCM-2F	7343-02545	1 1/2	3.50	88.9	2.44	62.0	1.45
32PCM-2F	7343-02575	2	3.68	93.5	3.45	87.6	2.48

PCM-G6K Ferrules



Descr.	Prod. No.	⊖	L		⊕		Weight (Lbs.)
		"	"	mm	"	mm	
24PCM-G6K	7343-09805	1 1/2	3.53	89.7	2.77	70.4	1.64

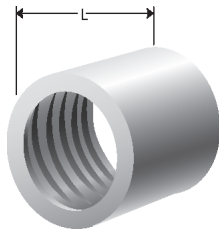
PCS Non-Skive Ferrules



Descr.	Prod. No.	⊖	L		⊕		Weight (Lbs.)
		"	"	mm	"	mm	
6PCS1F	7342-07705	3/8	1.10	27.9	1.23	31.2	.12
8PCS1F	7342-07715	1/2	1.50	38.1	1.36	34.5	.18
12PCS1F	7342-07725	3/4	1.97	50.0	1.65	41.9	.28

HOSE
HOSE/CPLG. SELECTION
G8K COUPLINGS
GLOBALSPIRAL COUPLINGS
PCM / PCS FERRULES
MEGACRIMP COUPLINGS
STAINLESS STEEL
POWER CRIMP COUPLINGS
LOC. GL AND GLP COUPLINGS
POLARSEAL COUPLINGS
POLARSEAL II COUPLINGS
C14 COUPLINGS
PCTS THERMOPLASTIC COUPLINGS
FIELD ATTACHABLE G1 & G2 COUPLINGS
FIELD ATTACHABLE C5 & C5E COUPLINGS
SURELOK AIR BRAKE COUPLINGS
ADAPTERS
QUICK DISCONNECT COUPLERS
LIVE SWIVEL
BALL VALVES
ACCESSORIES
EQUIPMENT AND PARTS

PCS Skive Ferrules



Descr.	Prod. No.		L				Weight (Lbs.)
		"	"	mm	"	mm	
6PCS-2F	7342-02585	3/8	1.10	27.9	1.01	25.7	.37
8PCS-2F	7342-02595	1/2	1.50	38.1	1.21	30.7	.40
12PCS-2F	7342-07545	3/4	1.97	50.0	1.50	38.1	1.50
16PCS-2F	7342-07555	1	2.07	52.6	1.97	50.0	.35
20PCS-2F	7342-07565	1 1/4	2.77	70.4	2.25	57.2	.80
24PCS-2F	7342-07575	1 1/2	2.77	70.4	2.54	64.5	.89
32PCS-2F	7342-07585	2	3.43	87.1	3.08	78.2	1.69

HOSE
HOSE/CPLG. SELECTION
G8K COUPLINGS
GLOBALSPIRAL COUPLINGS
PCM / PCS FERRULES
MEGACRIMP COUPLINGS
STAINLESS STEEL
POWER CRIMP COUPLINGS
LOC, GL AND GLP COUPLINGS
POLARSEAL COUPLINGS
POLARSEAL II COUPLINGS
C14 COUPLINGS
PCTS THERMOPLASTIC COUPLINGS
FIELD ATTACHABLE G1 & G2 COUPLINGS
FIELD ATTACHABLE C5 & C5E COUPLINGS
SURELOK AIR BRAKE COUPLINGS
ADAPTERS
QUICK DISCONNECT COUPLERS
LIVE SWIVEL
BALL VALVES
ACCESSORIES
EQUIPMENT AND PARTS

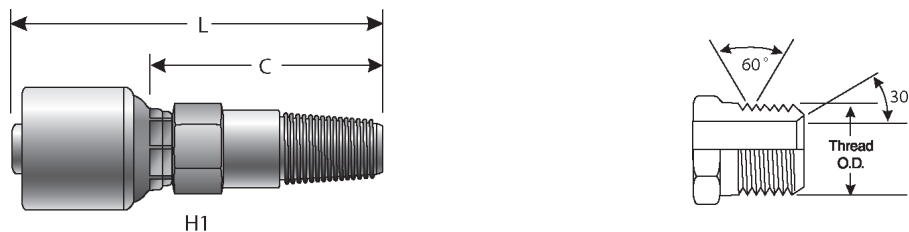
Male Pipe (NPTF - 30° Cone Seat)



Descr.	Prod. No.	⊘		🌀	H1	L		C		Weight (Lbs.)
		"	mm			"	mm	"	mm	
4G-2MP	7100-10025	1/4	6.4	1/8-27	1/2	1.96	49.8	.94	23.9	.11
4G-4MP	7100-10035	1/4	6.4	1/4-18	9/16	2.17	55.0	1.14	29.0	.13
4G-6MP	7100-10045	1/4	6.4	3/8-18	11/16	2.17	55.0	1.14	29.0	.15
4G-8MP	7100-10055	1/4	6.4	1/2-14	7/8	2.44	62.0	1.41	35.8	.22
5G-4MP	7100-00065	5/16	7.9	1/4-18	5/8	2.28	58.0	1.18	30.0	.15
5G-6MP	7100-10065	5/16	7.9	3/8-18	11/16	2.32	59.0	1.22	31.0	.17
6G-4MP	7100-10075	3/8	9.5	1/4-18	5/8	2.32	58.9	1.22	31.0	.17
6G-6MP	7100-10085	3/8	9.5	3/8-18	11/16	2.32	58.9	1.22	31.0	.18
6G-8MP	7100-10095	3/8	9.5	1/2-14	7/8	2.51	63.8	1.42	36.1	.23
8G-4MP	7100-10105	1/2	12.7	1/4-18	13/16	2.72	69.0	1.24	31.5	.26
8G-6MP	7100-00105	1/2	12.7	3/8-18	13/16	2.72	69.0	1.24	31.5	.28
8G-8MP	7100-00115	1/2	12.7	1/2-14	7/8	2.87	73.0	1.40	35.5	.27
8G-12MP	7100-00125	1/2	12.7	3/4-14	1 1/16	2.95	74.9	1.47	37.3	.36
10G-8MP	7100-00225	5/8	15.9	1/2-14	15/16	2.95	75.0	1.48	37.5	.35
10G-12MP	7100-00235	5/8	15.9	3/4-14	1 1/16	2.95	75.0	1.48	37.5	.42
12G-8MP	7100-00155	3/4	19.1	1/2-14	1 1/16	3.46	87.9	1.45	36.8	.55
12G-12MP	7100-00165	3/4	19.1	3/4-14	1 1/16	3.46	87.9	1.45	36.8	.62
12G-16MP	7100-00175	3/4	19.1	1-11 1/2	1 3/8	3.77	95.8	1.77	45.0	.70
16G-12MP	7100-00195	1	25.4	3/4-14	1 3/8	3.93	99.8	1.70	43.2	1.11
16G-16MP	7100-00205	1	25.4	1-11 1/2	1 3/8	4.11	104.4	1.87	47.5	1.05
20G-20MP	7100-00215	1 1/4	31.8	1 1/4-11 1/2	1 3/4	4.44	112.8	2.12	53.8	1.52

Male Pipe Long Nose

For use with J2AT Jack Hose and special high-pressure applications.

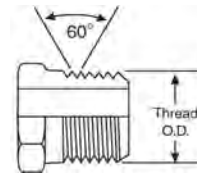
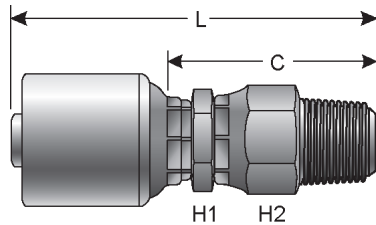


Descr.	Prod. No.	⊘		🌀	H1	L		C		Weight (Lbs.)
		"	mm			"	mm	"	mm	
4G-4MPLN	7100-16615	1/4	6.4	1/4-18	9/16	2.56	65.0	1.54	39.0	.15
4G-6MPLN	7100-16625	1/4	6.4	3/8-18	11/16	2.56	65.0	1.54	39.0	.16
6G-4MPLN	7100-16645	3/8	9.5	1/4-18	5/8	2.72	69.0	1.62	41.1	.17
6G-6MPLN	7100-16635	3/8	9.5	3/8-18	11/16	2.72	69.0	1.62	41.1	.20

- HOSE
- HOSE/CPLG. SELECTION
- G8K COUPLINGS
- GLOBALSPIRAL COUPLINGS
- PCM / PCS FERRULES
- MEGACRIMP COUPLINGS**
- STAINLESS STEEL
- POWER CRIMP COUPLINGS
- LOC. GL AND GLP COUPLINGS
- POLARSEAL COUPLINGS
- POLARSEAL II COUPLINGS
- C14 COUPLINGS
- PCTS THERMOPLASTIC COUPLINGS
- FIELD ATTACHABLE G1 & G2 COUPLINGS
- FIELD ATTACHABLE C5 & C5E COUPLINGS
- SURELOK AIR BRAKE COUPLINGS
- ADAPTERS
- QUICK DISCONNECT COUPLERS
- LIVE SWIVEL
- BALL VALVES
- ACCESSORIES
- EQUIPMENT AND PARTS

Male Pipe Swivel (NPTF - Without 30° Cone Seat)

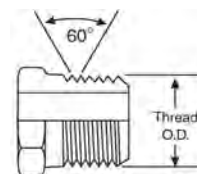
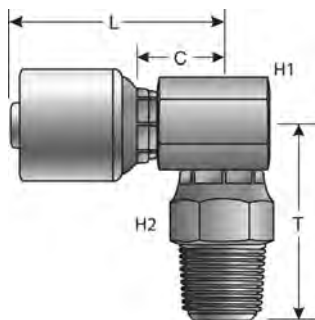
NOT TO BE USED AS A LIVE SWIVEL.



Descr.	Prod. No.	⌀		Thread	H1	H2	L		C		Weight (Lbs.)
		"	mm				"	mm	"	mm	
4G-2MPX	7100-10245	1/4	6.4	1/8-27	1/2	1/2	2.39	60.7	1.37	34.8	.12
4G-4MPX	7100-10255	1/4	6.4	1/4-18	1/2	11/16	2.61	66.3	1.58	40.1	.11
4G-6MPX	7100-10265	1/4	6.4	3/8-18	5/8	7/8	2.73	69.3	1.71	43.4	.16
4G-8MPX	7100-10275	1/4	6.4	1/2-14	3/4	1	2.97	75.4	1.94	49.4	.29
6G-4MPX	7100-10285	3/8	9.5	1/4-18	5/8	7/8	2.87	72.8	1.77	44.9	.27
6G-6MPX	7100-10295	3/8	9.5	3/8-18	5/8	7/8	2.81	71.4	1.71	43.4	.27
6G-8MPX	7100-10305	3/8	9.5	1/2-14	3/4	1	3.04	77.2	1.94	49.3	.33
8G-6MPX	7100-00315	1/2	12.7	3/8-18	13/16	7/8	3.22	81.8	1.75	44.5	.27
8G-8MPX	7100-00325	1/2	12.7	1/2-14	13/16	1	3.42	86.9	1.94	49.3	.47
10G-12MPX	7100-00335	5/8	15.9	3/4-14	1 1/16	1 5/16	3.48	88.4	2.01	51.1	.67
12G-8MPX	7100-00345	3/4	19.1	1/2-14	1 1/16	1	3.97	100.8	1.96	49.8	.68
12G-12MPX	7100-00355	3/4	19.1	3/4-14	1 1/16	1 5/16	4.01	101.9	2.00	50.8	.49
16G-16MPX	7100-00365	1	25.4	1-11 1/2	1 3/8	1 5/8	4.73	120.1	2.49	63.2	1.25

Male Pipe Swivel - 90° Block (NPTF - Without 30° Cone Seat)

NOT TO BE USED AS A LIVE SWIVEL.

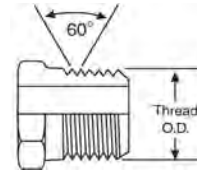
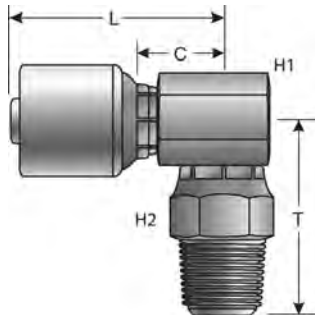


Descr.	Prod. No.	⌀		Thread	H1	H2	T	L		C		Weight (Lbs.)	
		"	mm					"	mm	"	mm		
4G-2MPX90	7100-10365	1/4	6.4	1/8-27	11/16	1/2	1.20	30.5	1.75	44.4	.72	18.3	.20
4G-4MPX90	7100-10375	1/4	6.4	1/4-18	11/16	11/16	1.62	41.1	1.75	44.5	.72	18.3	.25
4G-6MPX90	7100-10385	1/4	6.4	3/8-18	11/16	7/8	1.73	43.9	1.82	46.2	.79	20.1	.33
6G-4MPX90	7100-10395	3/8	9.5	1/4-18	3/4	11/16	1.65	41.9	1.96	49.7	.85	21.6	.33
6G-6MPX90	7100-10405	3/8	9.5	3/8-18	3/4	7/8	1.76	44.7	1.96	49.7	.85	21.6	.39
6G-8MPX90	7100-10415	3/8	9.5	1/2-14	3/4	1	1.93	49.1	1.96	49.7	.85	21.6	.42
8G-6MPX90	7100-07135	1/2	12.7	3/8-18	—	7/8	1.88	47.8	2.55	64.7	1.07	27.2	.46
8G-8MPX90	7100-00425	1/2	12.7	1/2-14	—	1	2.05	52.1	2.55	64.7	1.07	27.2	.61
12G-12MPX90	7100-00435	3/4	19.1	3/4-14	—	1 5/16	2.30	58.4	3.17	80.5	1.16	29.5	1.17

Male Pipe Swivel - 90° Long Block (NPTF - Without 30° Cone Seat)

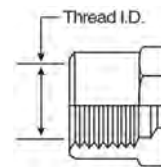
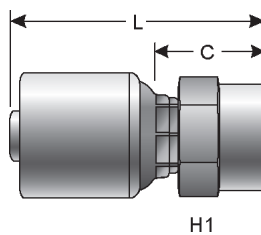
NOT TO BE USED AS A LIVE SWIVEL.

These couplings have a longer reach (L dimension) to accommodate the OmniCrimp 21 crimper.



Descr.	Prod. No.	⊖		🌀	H1	H2	T	L		C		Weight (Lbs.)	
		"	mm					"	mm	"	mm		
6G-8MPX90L	7100-00445	3/8	9.5	1/2-14	3/4	1	1.93	49.0	3.40	86.4	1.94	49.3	.40
8G-8MPX90L	7100-00455	1/2	12.7	1/2-14	1	1	2.06	52.3	3.27	83.1	1.80	45.7	.82
12G-12MPX90L	7100-00475	3/4	19.1	3/4-14	1 3/8	1 5/16	2.30	58.4	3.93	99.7	1.92	48.7	1.60

Female Pipe (NPTF - Without 30° Cone Seat)



Descr.	Prod. No.	⊖		🌀	H1	L		C		Weight (Lbs.)
		"	mm			"	mm	"	mm	
4G-2FP	7100-10485	1/4	6.4	1/8-27	9/16	1.74	44.2	.72	18.3	.12
4G-4FP	7100-10495	1/4	6.4	1/4-18	11/16	1.98	50.3	.96	24.4	.13
4G-6FP	7100-10505	1/4	6.4	3/8-18	13/16	1.98	50.3	.96	24.4	.14
6G-4FP	7100-10515	3/8	9.5	1/4-18	11/16	2.00	50.8	.90	22.9	.15
6G-6FP	7100-10525	3/8	9.5	3/8-18	13/16	2.06	52.3	.96	24.4	.18
6G-8FP	7100-10535	3/8	9.5	1/2-14	1	2.24	56.9	1.14	29.0	.21
8G-6FP	7100-00545	1/2	12.7	3/8-18	13/16	2.46	62.5	.98	24.9	.25
8G-8FP	7100-00555	1/2	12.7	1/2-14	1	2.63	66.8	1.16	29.5	.30
12G-12FP	7100-00565	3/4	19.1	3/4-14	1 1/4	3.22	81.8	1.22	31.0	.55

HOSE
HOSE/CPLG. SELECTION
G8K COUPLINGS
GLOBALSPIRAL COUPLINGS
PCM / PCS FERRULES
MEGACRIMP COUPLINGS
STAINLESS STEEL
POWER CRIMP COUPLINGS
LOC. GL AND GLP COUPLINGS
POLARSEAL COUPLINGS
POLARSEAL II COUPLINGS
C14 COUPLINGS
PCTS THERMOPLASTIC COUPLINGS
FIELD ATTACHABLE G1 & G2 COUPLINGS
FIELD ATTACHABLE C5 & C5E COUPLINGS
SURELOK AIR BRAKE COUPLINGS
ADAPTERS
QUICK DISCONNECT COUPLERS
LIVE SWIVEL
BALL VALVES
ACCESSORIES
EQUIPMENT AND PARTS


Female Pipe Swivel (NPSM - 30° Cone Seat)



Descr.	Prod. No.	⌀		🌀	H1		H2		L		C		Weight (Lbs.)
		"	mm		"	mm	"	mm	"	mm	"	mm	
STAINLESS STEEL	4G-4FPX	1/4	6.4	1/4-18	1/2	—	11/16	2.24	56.9	1.21	30.7	.16	
	6G-6FPX	3/8	9.5	3/8-18	5/8	—	7/8	2.48	63.0	1.38	35.1	.23	
POWER CRIMP COUPLINGS	6G-8FPX	3/8	9.5	1/2-14	13/16	—	1	2.55	64.8	1.45	36.8	.29	
	8G-8FPX	1/2	12.7	1/2-14	13/16	—	1	2.88	73.2	1.41	35.8	.35	
LOC, GL AND GLP COUPLINGS	12G-12FPX	3/4	19.1	3/4-14	—	27	1 1/4	3.71	94.2	1.70	43.2	.65	
	16G-16FPX	1	25.4	1-11 1/2	1 3/8	—	1 1/2	4.10	104.1	1.87	47.5	1.10	
	20G-20FPX	1 1/4	31.8	1 1/4-11 1/2	1 3/4	—	1 7/8	4.67	118.6	2.26	57.4	1.71	

Male O-Ring Boss

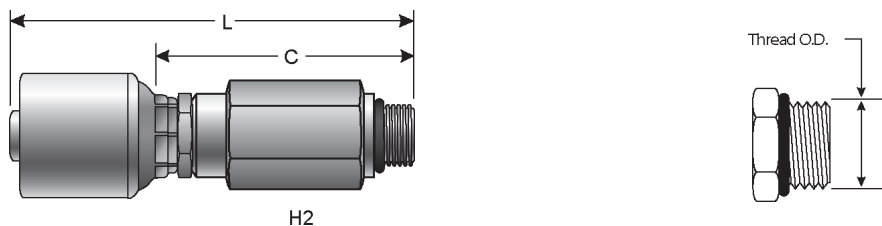
SAE J1926/3 ISO 11926-3 Light-Duty (L Series) Stud End.




Descr.	Prod. No.	⌀		🌀	H1		L		C		Weight (Lbs.)
		"	mm		"	mm	"	mm	"	mm	
FIELD ATTACHABLE C5 & C5E COUPLINGS	4G-4MB	1/4	6.4	7/16-20	9/16	1.99	50.5	.96	24.5	.13	
	4G-5MB	1/4	6.4	1/2-20	5/8	1.99	50.5	.96	24.5	.13	
SURELOK AIR BRAKE COUPLINGS	4G-6MB	1/4	6.4	9/16-18	11/16	2.05	52.0	1.02	26.0	.16	
	6G-5MB	3/8	9.5	1/2-20	5/8	2.05	52.0	.95	24.1	.15	
	6G-6MB	3/8	9.5	9/16-18	11/16	2.20	56.0	1.11	28.1	.15	
ADAPTERS	6G-8MB	3/8	9.5	3/4-16	7/8	2.28	58.0	1.19	30.1	.31	
	6G-10MB	3/8	9.5	7/8-14	1	2.22	56.5	1.13	28.6	.26	
	6G-12MB	3/8	9.5	1 1/16-12	1 1/4	2.42	61.5	1.32	33.6	.26	
QUICK DISCONNECT COUPLERS	8G-8MB	1/2	12.7	3/4-16	7/8	2.64	67.0	1.16	29.5	.30	
	8G-10MB	1/2	12.7	7/8-14	1	2.68	68.0	1.20	30.5	.35	
	8G-12MB	1/2	12.7	1 1/16-12	1 1/4	2.91	74.0	1.44	36.5	.50	
LIVE SWIVEL	10G-8MB	5/8	15.9	3/4-16	15/16	2.83	72.0	1.36	34.5	.37	
	10G-10MB	5/8	15.9	7/8-14	1	2.83	72.0	1.36	34.5	.40	
	10G-12MB	5/8	15.9	1 1/16-12	1 1/4	2.99	76.0	1.52	38.5	.55	
BALL VALVES	12G-10MB	3/4	19.1	7/8-14	1	3.23	82.1	1.22	31.1	.55	
	12G-12MB	3/4	19.1	1 1/16-12	1 1/4	3.33	84.5	1.32	33.5	.60	
	12G-14MB	3/4	19.1	1 3/16-12	1 3/8	3.31	84.0	1.30	33.0	.68	
ACCESSORIES	12G-16MB	3/4	19.1	1 5/16-12	1 1/2	3.44	87.5	1.44	36.5	.68	
	16G-14MB	1	25.4	1 3/16-12	1 3/8	3.78	96.0	1.54	39.2	.97	
EQUIPMENT AND PARTS	16G-16MB	1	25.4	1 5/16-12	1 1/2	3.84	97.5	1.60	40.7	1.08	
	16G-20MB	1	25.4	1 5/8-12	1 7/8	3.74	95.0	1.50	38.2	1.35	
	20G-20MB	1 1/4	31.8	1 5/8-12	1 7/8	3.90	99.0	1.57	40.0	1.48	

Male O-Ring Boss Swivel

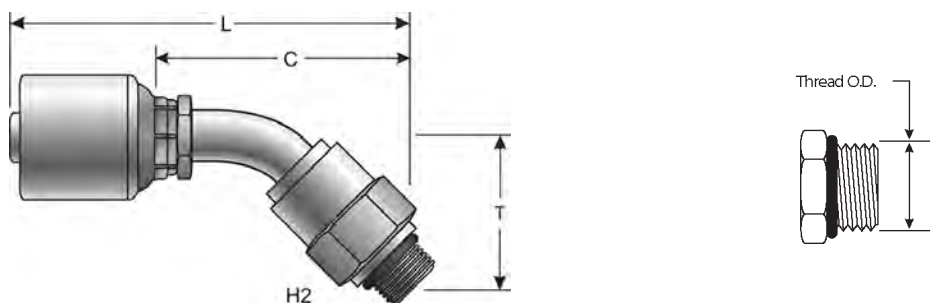
NOT TO BE USED AS A LIVE SWIVEL.
 NOTE: Internal O-Rings rated at 250°F (121°C).
 SAE J1926/3 ISO 11926-3 Light-Duty (L Series) Stud End.




Descr.	Prod. No.	⊖			H2	L		C		Weight (Lbs.)
		"	mm	"	mm	"	mm	"	mm	
4G-4MBX	7209-40015	1/4	6.4	7/16-20	19	3.21	81.5	2.19	55.5	.27
4G-6MBX	7209-40025	1/4	6.4	9/16-18	19	3.21	81.5	2.19	55.5	.28
6G-6MBX	7209-40045	3/8	9.5	9/16-18	22	3.33	84.5	2.23	56.6	.35
6G-8MBX	7209-40055	3/8	9.5	3/4-16	23	3.33	84.5	2.23	56.6	.40
6G-10MBX	7209-40065	3/8	9.5	7/8-14	27	3.21	81.5	2.11	53.6	.44
8G-8MBX	7209-40085	1/2	12.7	3/4-16	23	3.78	96.0	2.30	58.5	.50
8G-10MBX	7209-40095	1/2	12.7	7/8-14	27	3.84	97.5	2.36	60.0	.49
10G-10MBX	7209-40115	5/8	15.9	7/8-14	32	3.88	98.5	2.40	61.0	.53
12G-12MBX	7209-40145	3/4	19.1	1 1/16-12	32	4.55	115.5	2.54	64.5	.92

Male O-Ring Boss Swivel - 45° Bent Tube

NOT TO BE USED AS A LIVE SWIVEL.
 NOTE: Internal O-Rings rated at 250°F (121°C).
 SAE J1926/3 ISO 11926-3 Light-Duty (L Series) Stud End.



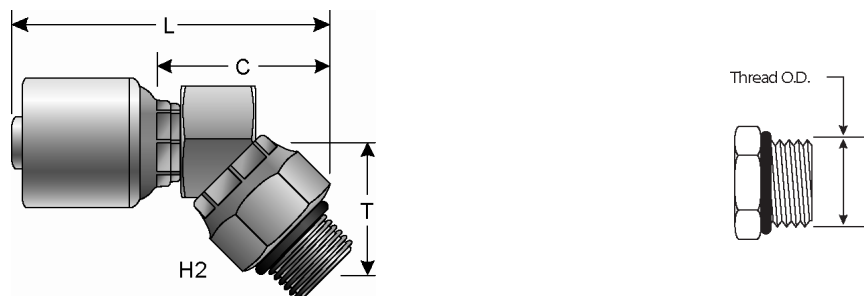
Descr.	Prod. No.	⊖			H2	T		L		C		Weight (Lbs.)
		"	mm	"	mm	"	mm	"	mm	"	mm	
6G-6MBX45	7209-40225	3/8	9.5	9/16-18	22	1.52	38.7	3.65	92.6	2.54	64.6	.35
6G-8MBX45	7209-40235	3/8	9.5	3/4-16	24	1.52	38.7	3.65	92.6	2.54	64.6	.42
8G-8MBX45	7209-40255	1/2	12.7	3/4-16	24	1.64	41.7	4.24	107.7	2.77	70.3	.52
8G-10MBX45	7209-40265	1/2	12.7	7/8-14	27	1.69	42.8	4.28	108.8	2.81	71.3	.61

- HOSE
- HOSE/CPLG. SELECTION
- G8K COUPLINGS
- GLOBALSPIRAL COUPLINGS
- PCM / PCS FERRULES
- MEGACRIMP COUPLINGS**
- STAINLESS STEEL
- POWER CRIMP COUPLINGS
- LOC. GL AND GLP COUPLINGS
- POLARSEAL COUPLINGS
- POLARSEAL II COUPLINGS
- C14 COUPLINGS
- PCTS THERMOPLASTIC COUPLINGS
- FIELD ATTACHABLE G1 & G2 COUPLINGS
- FIELD ATTACHABLE C5 & C5E COUPLINGS
- SURELOK AIR BRAKE COUPLINGS
- ADAPTERS
- QUICK DISCONNECT COUPLERS
- LIVE SWIVEL
- BALL VALVES
- ACCESSORIES
- EQUIPMENT AND PARTS

HOSE
HOSE/CPLG. SELECTION
G8K COUPLINGS
GLOBALSPIRAL COUPLINGS
PCM / PCS FERRULES
MEGACRIMP COUPLINGS
STAINLESS STEEL
POWER CRIMP COUPLINGS
LOC, GL AND GLP COUPLINGS
POLARSEAL COUPLINGS
POLARSEAL II COUPLINGS
C14 COUPLINGS
PCTS THERMOPLASTIC COUPLINGS
FIELD ATTACHABLE G1 & G2 COUPLINGS
FIELD ATTACHABLE C5 & C5E COUPLINGS
SURELOK AIR BRAKE COUPLINGS
ADAPTERS
QUICK DISCONNECT COUPLERS
LIVE SWIVEL
BALL VALVES
ACCESSORIES
EQUIPMENT AND PARTS

Male O-Ring Boss Swivel - 45° Block

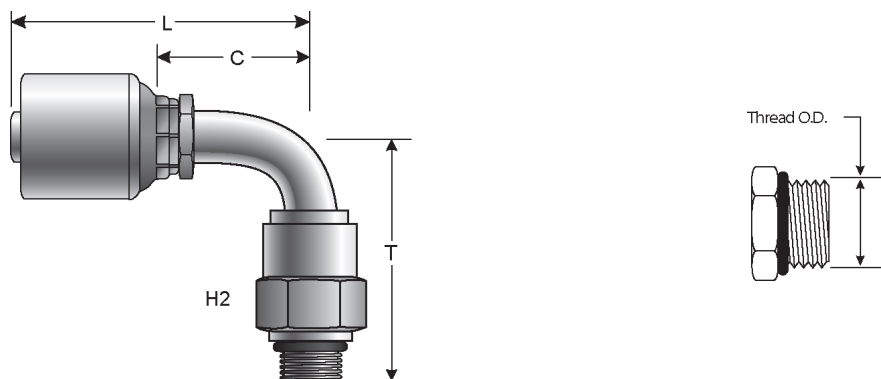
NOT TO BE USED AS A LIVE SWIVEL.
 NOTE: Internal O-Rings rated at 250°F (121°C).
 SAE J1926/3 ISO 11926-3 Light-Duty (L Series) Stud End.



Descr.	Prod. No.	⌀		H2	T		L		C		Weight (Lbs.)	
		"	mm		"	mm	"	mm	"	mm		
6G-6MBX45BL	7100-12475	3/8	9.5	9/16-18	7/8	1.09	27.8	3.11	79.0	2.01	51.0	.33
6G-8MBX45BL	7100-12485	3/8	9.5	3/4-16	1	1.06	26.9	3.07	78.1	1.98	50.2	.39
8G-8MBX45BL	7100-02495	1/2	12.7	3/4-16	1	1.12	28.4	3.04	77.2	1.56	39.7	.44
8G-10MBX45BL	7100-02505	1/2	12.7	7/8-14	1	1.16	29.5	3.08	78.3	1.61	40.8	.46

Male O-Ring Boss Swivel - 90° Bent Tube

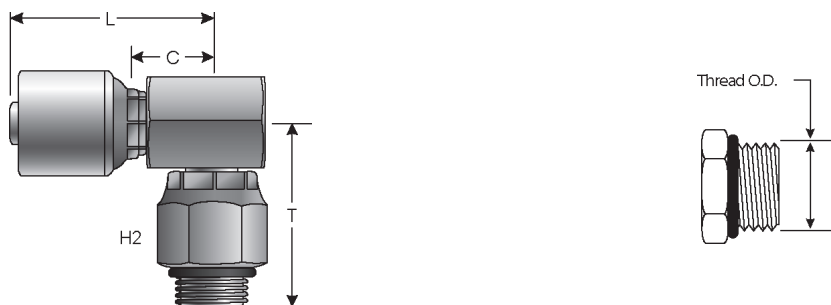
NOT TO BE USED AS A LIVE SWIVEL.
 NOTE: Internal O-Rings rated at 250°F (121°C).
 SAE J1926/3 ISO 11926-3 Light-Duty (L Series) Stud End.



Descr.	Prod. No.	⌀		H2	T		L		C		Weight (Lbs.)	
		"	mm		"	mm	"	mm	"	mm		
4G-6MBX90	7209-40425	1/4	6.4	9/16-18	7/8	2.36	60.0	2.19	55.6	1.17	29.6	.29
6G-6MBX90	7209-40455	3/8	9.5	9/16-18	7/8	2.48	63.1	2.47	62.8	1.37	34.8	.40
6G-8MBX90	7209-40475	3/8	9.5	3/4-16	1	2.48	63.1	2.47	62.8	1.37	34.8	.45
6G-10MBX90	7209-40485	3/8	9.5	7/8-14	1	2.37	60.1	2.47	62.8	1.37	34.8	.47
8G-8MBX90	7209-40505	1/2	12.7	3/4-16	1	2.76	70.1	3.16	80.3	1.69	42.9	.56
8G-10MBX90	7209-40525	1/2	12.7	7/8-14	1	2.82	71.6	3.16	80.3	1.69	42.9	.59
8G-12MBX90	7209-40545	1/2	12.7	1 1/16-12	1 1/4	2.90	73.6	3.16	80.3	1.69	42.9	.80
10G-10MBX90	7209-40585	5/8	15.9	7/8-14	1 5/16	3.14	79.8	3.55	90.1	2.07	52.6	.68
10G-12MBX90	7209-40605	5/8	15.9	1 1/16-12	1	3.18	80.8	3.55	90.1	2.07	52.6	.86
12G-12MBX90	7209-40645	3/4	19.1	1 1/16-12	1 5/16	3.42	86.8	4.33	110.1	2.33	59.1	1.05

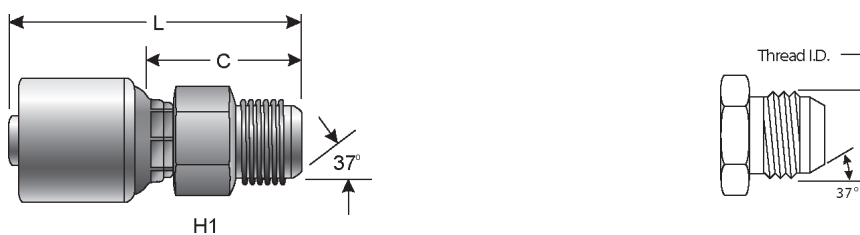
Male O-Ring Boss Swivel - 90° Block

NOT TO BE USED AS A LIVE SWIVEL.
 NOTE: Internal O-Rings rated at 250°F (121°C).
 SAE J1926/3 ISO 11926-3 Light-Duty (L Series) Stud End.



Descr.	Prod. No.	⌀		🌀	H2	T		L		C		Weight (Lbs.)
		"	mm			"	mm	"	mm	"	mm	
4G-5MBX90BL	7100-12555	1/4	6.4	1/2-20	11/16	1.57	40.0	1.75	44.4	.80	20.2	.20
4G-6MBX90BL	7100-12515	1/4	6.4	9/16-18	7/8	1.65	41.8	1.82	46.3	.80	20.2	.33
6G-10MBX90BL	7100-12545	3/8	9.5	7/8-14	1	1.69	42.8	1.95	49.6	.85	21.7	.40
8G-8MBX90BLL	7100-02705	1/2	12.7	3/4-16	1	1.75	44.4	3.27	83.1	1.80	45.6	.78
8G-10MBX90BL	7100-02565	1/2	12.7	7/8-14	1	1.81	46.0	2.55	64.7	1.07	27.2	.59
8G-10MBX90BLL	7100-02715	1/2	12.7	7/8-14	1	1.81	46.0	3.27	83.1	1.80	45.6	.80
8G-12MBX90BL	7100-02575	1/2	12.7	1 1/16-12	1 5/16	2.09	53.1	2.52	64.1	1.07	27.2	.82
8G-12MBX90BLL	7100-02725	1/2	12.7	1 1/16-12	1 5/16	2.09	53.1	3.76	95.5	2.28	58.0	1.10
10G-10MBX90BLL	7100-02735	5/8	15.9	7/8-14	1	1.81	46.0	3.15	79.9	1.67	42.4	.79
12G-12MBX90BLL	7100-02755	3/4	19.1	1 1/16-12	1 5/16	2.28	57.9	3.94	100.0	1.93	49.0	1.54


Male JIC 37° Flare



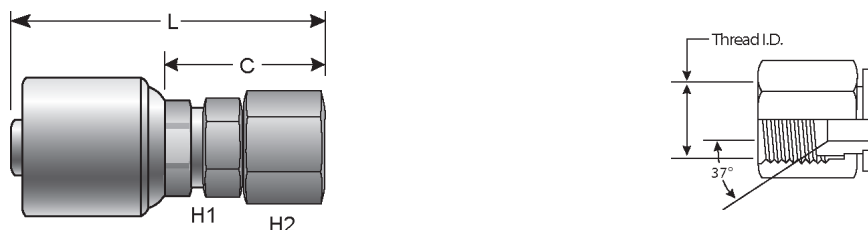
Descr.	Prod. No.	⌀		🌀	H1	L		C		Weight (Lbs.)
		"	mm			"	mm	"	mm	
4G-4MJ	7103-36045	1/4	6.4	7/16-20	14	2.19	55.5	1.16	29.5	.12
4G-5MJ	7103-36055	1/4	6.4	1/2-20	14	2.19	55.5	1.16	29.5	.16
4G-6MJ	7103-36065	1/4	6.4	9/16-18	17	2.22	56.5	1.20	30.5	.15
5G-5MJ	7103-36105	5/16	7.9	1/2-20	17	2.26	57.5	1.16	29.5	.15
5G-6MJ	7103-36115	5/16	7.9	9/16-18	17	2.26	57.5	1.16	29.5	.16
6G-6MJ	7103-36155	3/8	9.5	9/16-18	17	2.30	58.5	1.20	30.6	.15
6G-8MJ	7103-36165	3/8	9.5	3/4-16	19	2.48	63.0	1.38	35.1	.20
6G-10MJ	7103-36175	3/8	9.5	7/8-14	24	2.64	67.0	1.54	39.1	.30
8G-8MJ	7103-36215	1/2	12.7	3/4-16	22	2.81	71.5	1.34	34.0	.30
8G-10MJ	7103-36225	1/2	12.7	7/8-14	24	2.91	74.0	1.44	36.5	.32
8G-12MJ	7103-36235	1/2	12.7	1 1/16-12	27	3.19	81.0	1.71	43.5	.43
10G-8MJ	7103-36265	5/8	15.9	3/4-16	27	2.93	74.5	1.46	37.0	.39
10G-10MJ	7103-36275	5/8	15.9	7/8-14	27	3.03	77.0	1.56	39.5	.42
10G-12MJ	7103-36285	5/8	15.9	1 1/16-12	27	3.19	81.0	1.71	43.5	.49


- HOSE
- HOSE/CPLG. SELECTION
- G8K COUPLINGS
- GLOBALSPIRAL COUPLINGS
- PCM / PCS FERRULES
- MEGACRIMP COUPLINGS**
- STAINLESS STEEL
- POWER CRIMP COUPLINGS
- LOC. GL AND GLP COUPLINGS
- POLARSEAL COUPLINGS
- POLARSEAL II COUPLINGS
- C14 COUPLINGS
- PCTS THERMOPLASTIC COUPLINGS
- FIELD ATTACHABLE G1 & G2 COUPLINGS
- FIELD ATTACHABLE C5 & C5E COUPLINGS
- SURELOK AIR BRAKE COUPLINGS
- ADAPTERS
- QUICK DISCONNECT COUPLERS
- LIVE SWIVEL
- BALL VALVES
- ACCESSORIES
- EQUIPMENT AND PARTS

Male JIC 37° Flare - Continued

Descr.	Prod. No.	⊖			H1	L		C		Weight (Lbs.)
		"	mm	"	mm	"	mm	"	mm	
12G-10MJ	7103-36315	3/4	19.1	7/8-14	27	3.68	93.5	1.67	42.5	.55
12G-12MJ	7103-36325	3/4	19.1	1 1/16-12	27	3.72	94.5	1.71	43.5	.63
12G-14MJ	7103-36335	3/4	19.1	1 3/16-12	32	3.76	95.5	1.75	44.5	.64
12G-16MJ	7103-36345	3/4	19.1	1 5/16-12	36	3.78	96.0	1.77	45.0	.85
16G-14MJ	7103-36375	1	25.4	1 3/16-12	36	4.09	104.0	1.86	47.2	1.10
16G-16MJ	7103-36385	1	25.4	1 5/16-12	36	4.11	104.5	1.88	47.7	1.06
16G-20MJ	7103-36395	1	25.4	1 5/8-12	46	4.29	109.0	2.06	52.2	1.52
20G-20MJ	7103-36435	1 1/4	31.8	1 5/8-12	46	4.43	112.5	2.11	53.5	1.61
20G-24MJ	7103-36445	1 1/4	31.8	1 7/8-12	50	4.43	112.5	2.11	53.5	1.87

Female JIC 37° Flare Swivel

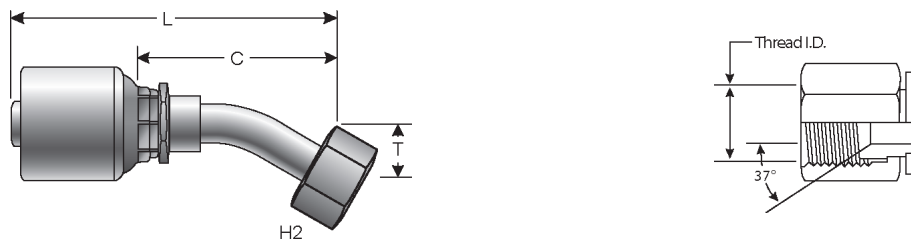


Descr.	Prod. No.	⊖			H1	H2	L		C		Weight (Lbs.)
		"	mm	"	mm	mm	"	mm	"	mm	
4G-4FJX	7103-08045	1/4	6.4	7/16-20	15	14	2.20	55.9	1.18	29.9	.14
4G-5FJX	7103-08055	1/4	6.4	1/2-20	15	17	2.30	58.3	1.27	32.3	.17
4G-6FJX	7103-08065	1/4	6.4	9/16-18	15	19	2.35	59.6	1.32	33.6	.17
5G-5FJX	7103-09095	5/16	7.9	1/2-20	17	17	2.44	62.1	1.34	34.1	.18
5G-6FJX	7103-09105	5/16	7.9	9/16-18	17	19	2.50	63.6	1.40	35.6	.21
6G-4FJX	7103-09135	3/8	9.5	7/16-20	15.9	14	2.94	74.7	1.84	46.8	.21
6G-4FJXSP	7103-10125	3/8	9.5	7/16-20	17	14	2.30	58.4	1.20	30.5	.16
6G-5FJX	7103-09125	3/8	9.5	1/2-20	17	17	2.96	75.2	1.86	47.3	.20
6G-5FJXSP	7103-10135	3/8	9.5	1/2-20	17	17	2.27	57.7	1.17	29.8	.18
6G-6FJX	7103-08145	3/8	9.5	9/16-18	18	19	2.42	61.5	1.29	32.7	.19
6G-8FJX	7103-08155	3/8	9.5	3/4-16	18	24	2.63	66.7	1.49	37.9	.27
6G-10FJX	7103-08165	3/8	9.5	7/8-14	18	27	2.76	70.0	1.62	41.2	.31
6G-12FJX	7103-09175	3/8	9.5	1 1/16-12	17	32	2.91	74.0	1.81	46.0	.39
8G-6FJX	7103-09195	1/2	12.7	9/16-18	22	19	3.81	96.7	2.33	59.2	.36
8G-6FJXSP	7103-10195	1/2	12.7	9/16-18	22	19	2.67	67.8	1.19	30.3	.28
8G-8FJX	7103-08205	1/2	12.7	3/4-16	22	24	2.88	73.2	1.50	38.0	.37
8G-10FJX	7103-08215	1/2	12.7	7/8-14	22	27	3.01	76.5	1.63	41.3	.28
8G-12FJX	7103-08225	1/2	12.7	1 1/16-12	22	32	3.06	77.7	1.67	42.5	.45
8G-16FJX	7103-09235	1/2	12.7	1 5/16-12	22	41	3.52	89.3	2.04	51.8	.69
10G-8FJX	7103-09255	5/8	15.9	3/4-16	24	24	4.06	103.0	2.58	65.5	1.05
10G-8FJXSP	7103-10255	5/8	15.9	3/4-16	24	24	2.90	73.6	1.42	36.1	.36
10G-10FJX	7103-08265	5/8	15.9	7/8-14	24	27	3.14	79.7	1.66	42.2	.37
10G-12FJX	7103-08275	5/8	15.9	1 1/16-12	24	32	3.20	81.4	1.73	43.9	.47
10G-14FJX	7103-08285	5/8	15.9	1 3/16-12	24	36	3.39	86.1	1.91	48.6	.61
12G-8FJX	7103-10305	3/4	19.1	3/4-16	27	24	3.51	89.1	1.50	38.1	.57
12G-10FJX	7103-09315	3/4	19.1	7/8-14	27	27	4.80	122.0	2.80	71.0	.70
12G-10FJXSP	7103-10315	3/4	19.1	7/8-14	27	27	3.51	89.2	1.50	38.2	.53
12G-12FJX	7103-08325	3/4	19.1	1 1/16-12	30	32	3.74	95.0	1.73	44.0	.67
12G-14FJX	7103-08335	3/4	19.1	1 3/16-12	30	36	3.81	96.9	1.81	45.9	.82
12G-16FJX	7103-08345	3/4	19.1	1 5/16-12	30	41	3.85	97.9	1.85	46.9	.85

Female JIC 37° Flare Swivel - Continued

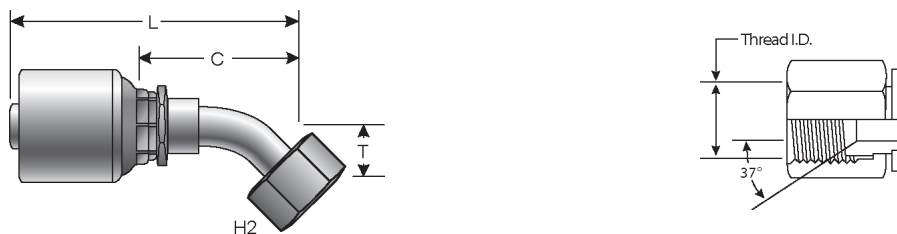
Descr.	Prod. No.	⊖		🌀	H1	H2	L		C		Weight (Lbs.)
		"	mm				"	mm	"	mm	
16G-12FJX	7103-09375	1	25.4	1 1/16-12	36	32	5.87	149.1	3.64	92.4	.96
16G-14FJX	7103-09385	1	25.4	1 3/16-12	36	36	6.31	160.4	4.08	103.6	1.36
16G-16FJX	7103-08395	1	25.4	1 5/16-12	36	41	4.24	107.8	2.01	51.0	1.21
16G-20FJX	7103-08405	1	25.4	1 5/8-12	36	50	4.54	115.3	2.30	58.5	1.35
20G-20FJX	7103-08435	1 1/4	31.8	1 5/8-12	41	50	4.42	112.3	2.10	53.3	1.72
20G-24FJX	7103-08445	1 1/4	31.8	1 7/8-12	41	60	4.86	123.4	2.14	64.4	1.96

Female JIC 37° Flare Swivel - 30° Bent Tube



Descr.	Prod. No.	⊖		🌀	H2	T		L		C		Weight (Lbs.)
		"	mm			"	mm	"	mm	"	mm	
10G-12FJX30-018	7103-57005	5/8	15.9	1 1/16-12	32	.71	18.0	4.43	112.4	2.95	74.9	.53
12G-10FJX30-018	7103-59005	3/4	19.1	7/8-14	27	.71	18.0	4.45	113.0	2.44	62.0	.68

Female JIC 37° Flare Swivel - 45° Bent Tube



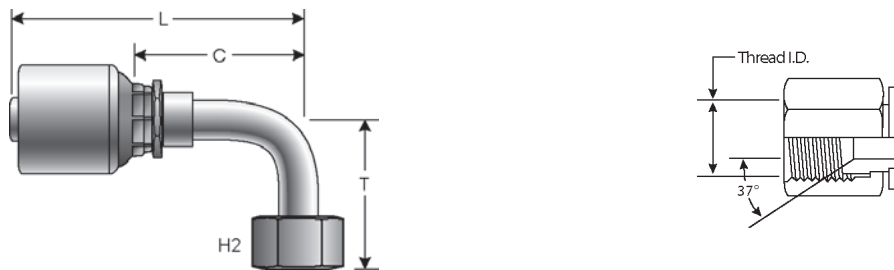
Descr.	Prod. No.	⊖		🌀	H2	T		L		C		Weight (Lbs.)
		"	mm			"	mm	"	mm	"	mm	
4G-4FJX45S	7103-46055	1/4	6.4	7/16-20	14	.39	10.0	2.74	69.7	1.72	43.7	.15
4G-5FJX45-011	7103-46075	1/4	6.4	1/2-20	17	.43	11.0	2.59	65.8	1.56	39.7	.15
4G-6FJX45S	7103-46135	1/4	6.4	9/16-18	19	.43	11.0	2.69	68.3	1.67	42.3	.19
5G-5FJX45-011	7103-46175	5/16	7.9	1/2-20	17	.43	11.0	2.69	68.3	1.59	40.3	.19
5G-6FJX45S	7103-46195	5/16	7.9	9/16-18	19	.43	11.0	2.85	72.4	1.75	44.4	.21
6G-4FJX45S	7103-46215	3/8	9.5	7/16-20	14	.39	10.0	2.86	72.7	1.76	44.8	.17
6G-6FJX45S	7103-46235	3/8	9.5	9/16-18	19	.43	11.0	3.05	77.5	1.95	49.6	.23
6G-8FJX45S	7103-46255	3/8	9.5	3/4-16	24	.59	15.0	3.51	89.1	2.41	61.2	.25
8G-8FJX45S	7103-46295	1/2	12.7	3/4-16	24	.59	15.0	3.42	86.9	1.95	49.5	.38
8G-10FJX45S	7103-46315	1/2	12.7	7/8-14	27	.63	16.0	3.81	96.8	2.34	59.4	.41
10G-10FJX45S	7103-46355	5/8	15.9	7/8-14	27	.63	16.0	3.80	96.4	2.32	59.0	.50
10G-12FJX45S	7103-46375	5/8	15.9	1 1/16-12	32	.83	21.0	4.57	116.0	3.09	78.5	.62
12G-10FJX45S	7103-46415	3/4	19.1	7/8-14	27	.75	19.0	4.58	116.3	2.57	65.3	.68

- HOSE
- HOSE/CPLG. SELECTION
- G8K COUPLINGS
- GLOBAL SPIRAL COUPLINGS
- PCM / PCS FERRULES
- MEGACRIMP COUPLINGS
- STAINLESS STEEL
- POWER CRIMP COUPLINGS
- LOC. GL AND GLP COUPLINGS
- POLAR SEAL COUPLINGS
- POLAR SEAL II COUPLINGS
- C14 COUPLINGS
- PCTS THERMOPLASTIC COUPLINGS
- FIELD ATTACHABLE G1 & G2 COUPLINGS
- FIELD ATTACHABLE C5 & C5E COUPLINGS
- SURELOK AIR BRAKE COUPLINGS
- ADAPTERS
- QUICK DISCONNECT COUPLERS
- LIVE SWIVEL
- BALL VALVES
- ACCESSORIES
- EQUIPMENT AND PARTS

Female JIC 37° Flare Swivel - 45° Bent Tube - Continued

Descr.	Prod. No.	⊖		H2	T		L		C		Weight (Lbs.)	
		"	mm		"	mm	"	mm	"	mm		
12G-12FJX45S	7103-46425	3/4	19.1	1 1/16-12	32	.83	21.0	5.09	129.2	3.08	78.2	.80
12G-16FJX45S	7103-46455	3/4	19.1	1 5/16-12	41	.94	24.0	5.24	133.1	3.23	82.1	1.06
16G-12FJX45S	7103-46495	1	25.4	1 1/16-12	32	.83	21.0	5.48	139.2	3.24	82.4	1.15
16G-16FJX45S	7103-46505	1	25.4	1 5/16-12	41	.94	24.0	5.68	144.3	3.44	87.5	1.46
20G-20FJX45-035	7103-46605	1 1/4	31.8	1 5/8-12	50	1.38	35.0	6.65	169.0	4.33	110.0	2.15

Female JIC 37° Flare Swivel - 90° Bent Tube




Descr.	Prod. No.	⊖		H2	T		L		C		Weight (Lbs.)	
		"	mm		"	mm	"	mm	"	mm		
4G-4FJX90L	7103-47065	1/4	6.4	7/16-20	14	1.81	46.0	2.48	63.1	1.46	37.1	.15
4G-4FJX90M	7103-47055	1/4	6.4	7/16-20	14	1.26	32.0	2.48	63.1	1.46	37.1	.15
4G-4FJX90S	7103-47045	1/4	6.4	7/16-20	14	.83	21.0	2.48	63.1	1.46	37.1	.18
4G-5FJX90-023	7103-47075	1/4	6.4	1/2-20	17	.91	23.0	2.45	62.2	1.43	36.2	.18
4G-5FJX90L	7103-47105	1/4	6.4	1/2-20	17	1.81	46.0	2.25	57.2	1.23	31.2	.16
4G-5FJX90M	7103-47095	1/4	6.4	1/2-20	17	1.26	32.0	2.25	57.2	1.23	31.2	.15
4G-6FJX90L	7103-47145	1/4	6.4	9/16-18	19	2.13	54.0	2.73	69.3	1.70	43.2	.19
4G-6FJX90M	7103-47135	1/4	6.4	9/16-18	19	1.50	38.0	2.56	64.9	1.53	38.9	.20
4G-6FJX90S	7103-47125	1/4	6.4	9/16-18	19	.91	23.0	2.80	71.2	1.78	45.1	.20
5G-6FJX90M	7103-47175	5/16	7.9	9/16-18	19	1.50	38.0	2.99	76.0	1.89	48.0	.24
5G-6FJX90S	7103-47165	5/16	7.9	9/16-18	19	.91	23.0	2.96	75.2	1.86	47.2	.22
6G-4FJX90L	7103-47635	3/8	9.5	7/16-20	14	1.81	46.0	2.37	60.2	1.27	32.3	.15
6G-4FJX90S	7103-47195	3/8	9.5	7/16-20	14	.83	21.0	2.60	66.1	1.50	38.2	.02
6G-6FJX90L	7103-47225	3/8	9.5	9/16-18	19	2.13	54.0	2.78	70.6	1.68	42.7	.26
6G-6FJX90M	7103-47215	3/8	9.5	9/16-18	19	1.50	38.0	3.01	76.5	1.91	48.5	.25
6G-6FJX90S	7103-47205	3/8	9.5	9/16-18	19	.91	23.0	3.09	78.6	1.99	50.7	.24
6G-8FJX90L	7103-47265	3/8	9.5	3/4-16	24	2.52	64.0	3.33	84.5	2.23	56.6	.50
6G-8FJX90M	7103-47255	3/8	9.5	3/4-16	24	1.61	41.0	3.31	84.1	2.21	56.2	.23
6G-8FJX90S	7103-47245	3/8	9.5	3/4-16	24	1.14	29.0	3.18	80.7	2.08	52.8	.31
6G-10FJX90M	7103-47235	3/8	9.5	7/8-14	27	1.85	47.0	3.25	82.5	2.15	54.6	.35
8G-8FJX90L	7103-47305	1/2	12.7	3/4-16	24	2.52	64.0	3.04	77.3	1.57	39.9	.40
8G-8FJX90M	7103-47295	1/2	12.7	3/4-16	24	1.61	41.0	3.04	77.3	1.30	32.9	.40
8G-8FJX90S	7103-47285	1/2	12.7	3/4-16	24	1.14	29.0	3.19	81.0	1.71	43.6	.39
8G-10FJX90-089	7103-47655	1/2	12.7	7/8-14	27	3.50	89.0	3.65	92.8	2.18	55.3	.60
8G-10FJX90L	7103-47345	1/2	12.7	7/8-14	27	2.76	70.0	3.67	93.3	2.20	55.8	.57
8G-10FJX90M	7103-47335	1/2	12.7	7/8-14	27	1.85	47.0	3.67	93.3	2.20	55.8	.50
8G-10FJX90S	7103-47325	1/2	12.7	7/8-14	27	1.26	32.0	3.67	93.3	2.20	55.8	.51
8G-12FJX90S	7103-47355	1/2	12.7	1 1/16-12	32	1.22	48.0	2.73	69.3	1.78	70.0	.66
10G-10FJX90-036	7103-47675	5/8	15.9	7/8-14	27	1.42	36.0	3.50	89.0	2.03	51.5	.53
10G-10FJX90L	7103-47385	5/8	15.9	7/8-14	27	2.76	70.0	3.38	85.9	1.91	48.4	.51
10G-10FJX90M	7103-47375	5/8	15.9	7/8-14	27	1.85	47.0	3.68	93.4	2.20	55.9	.58
10G-12FJX90L	7103-47425	5/8	15.9	1 1/16-12	32	3.78	96.0	4.56	115.7	3.08	78.2	.75

Female JIC 37° Flare Swivel - 90° Bent Tube - Continued

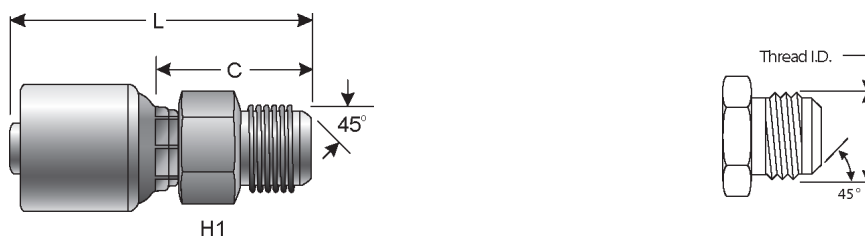
Descr.	Prod. No.	⊖		🌀	H2	T		L		C		Weight (Lbs.)
		"	mm			"	mm	"	mm	"	mm	
10G-12FJX90M	7103-47415	5/8	15.9	1 1/16-12	32	2.28	58.0	4.03	102.3	1.80	45.8	.60
10G-12FJX90S	7103-47405	5/8	15.9	1 1/16-12	32	1.89	48.0	4.22	107.3	2.75	69.8	.65
12G-10FJX90M	7103-47435	3/4	19.1	7/8-14	27	1.85	47.0	4.49	114.1	2.48	63.1	.73
12G-12FJX90L	7103-47465	3/4	19.1	1 1/16-12	32	3.78	96.0	4.82	122.4	2.81	71.4	.94
12G-12FJX90M	7103-47455	3/4	19.1	1 1/16-12	32	2.28	58.0	4.82	122.4	2.81	71.4	.86
12G-12FJX90S	7103-47445	3/4	19.1	1 1/16-12	32	1.89	48.0	4.82	122.4	2.81	71.4	.84
12G-14FJX90-054	7103-47615	3/4	19.1	1 3/16-12	36	2.13	54.0	4.88	124.0	2.87	73.0	.90
12G-14FJX90-100	7103-47625	3/4	19.1	1 3/16-12	36	3.94	100.0	4.23	107.4	2.22	56.4	1.03
12G-16FJX90M	7103-47515	3/4	19.1	1 5/16-12	41	2.80	71.0	4.78	121.3	2.77	70.3	1.19
12G-16FJX90S	7103-47475	3/4	19.1	1 5/16-12	41	2.20	56.0	5.22	132.7	3.22	81.7	1.20
16G-16FJX90L	7103-47505	1	25.4	1 5/16-12	41	4.49	114.0	4.74	120.3	2.50	63.5	1.67
16G-16FJX90M	7103-47495	1	25.4	1 5/16-12	41	2.80	71.0	4.73	120.2	2.50	63.4	1.50
16G-16FJX90S	7103-47485	1	25.4	1 5/16-12	41	2.20	56.0	5.73	145.6	3.50	88.8	1.43
16G-20FJX90S	7103-47535	1	25.4	1 5/8-12	50	2.52	64.0	6.18	157.0	3.94	100.2	1.95
20G-20FJX90-089	7103-47595	1 1/4	31.8	1 5/8-12	50	3.50	89.0	6.22	157.8	3.89	98.8	2.36
20G-20FJX90L	7103-47585	1 1/4	31.8	1 5/8-12	50	5.08	129.0	6.22	158.0	3.90	99.0	2.42
20G-20FJX90M	7103-47575	1 1/4	31.8	1 5/8-12	50	3.07	78.0	6.26	159.0	3.94	100.0	2.30

Female JIC 37° Flare Swivel - 90° Block



Descr.	Prod. No.	⊖		🌀	H2	T		L		C		Weight (Lbs.)
		"	mm			"	mm	"	mm	"	mm	
12G-16FJX90BLK	7103-59015	3/4	19.1	1 5/16-12	1.38	2.09	53.2	4.53	115.0	1.73	44.0	1.56

Male SAE 45° Flare



Descr.	Prod. No.	⊖		🌀	H1	L		C		Weight (Lbs.)
		"	mm			"	mm	"	mm	
4G-4MS	7100-11815	1/4	6.4	7/16-20	1/2	2.50	63.5	1.08	27.5	.12

- HOSE
- HOSE/CPLG. SELECTION
- G8K COUPLINGS
- GLOBAL SPIRAL COUPLINGS
- PCM / PCS FERRULES
- MEGACRIMP COUPLINGS**
- STAINLESS STEEL
- POWER CRIMP COUPLINGS
- LOC. GL AND GLP COUPLINGS
- POLARSEAL COUPLINGS
- POLARSEAL II COUPLINGS
- C14 COUPLINGS
- PCTS THERMOPLASTIC COUPLINGS
- FIELD ATTACHABLE G1 & G2 COUPLINGS
- FIELD ATTACHABLE C5 & C5E COUPLINGS
- SURELOK AIR BRAKE COUPLINGS
- ADAPTERS
- QUICK DISCONNECT COUPLERS
- LIVE SWIVEL
- BALL VALVES
- ACCESSORIES
- EQUIPMENT AND PARTS

HOSE
HOSE/CPLG. SELECTION
G8K COUPLINGS
GLOBALSPIRAL COUPLINGS
PCM / PCS FERRULES
MEGACRIMP COUPLINGS
STAINLESS STEEL
POWER CRIMP COUPLINGS
LOC, GL AND GLP COUPLINGS
POLARSEAL COUPLINGS
POLARSEAL II COUPLINGS
C14 COUPLINGS
PCTS THERMOPLASTIC COUPLINGS
FIELD ATTACHABLE G1 & G2 COUPLINGS
FIELD ATTACHABLE C5 & C5E COUPLINGS
SURELOK AIR BRAKE COUPLINGS
ADAPTERS
QUICK DISCONNECT COUPLERS
LIVE SWIVEL
BALL VALVES
ACCESSORIES
EQUIPMENT AND PARTS

Male SAE 45° Flare - Continued

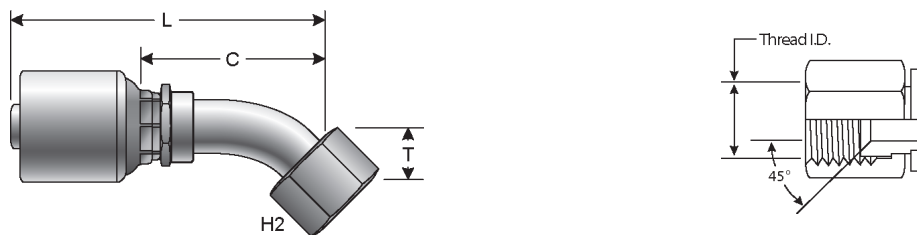
Descr.	Prod. No.	⊖		🌀	H1	L		C		Weight (Lbs.)
		"	mm			"	mm	"	mm	
4G-5MS	7100-11825	1/4	6.4	1/2-20	1/2	2.16	54.8	1.13	28.8	.10
6G-6MS	7100-11835	3/8	9.5	5/8-18	5/8	2.38	60.5	1.28	32.6	.17
6G-8MS	7100-11845	3/8	9.5	3/4-16	13/16	2.42	61.4	1.31	33.4	.20
8G-8MS	7100-01855	1/2	12.7	3/4-16	13/16	2.89	73.5	1.42	36.0	.28
8G-10MS	7100-01865	1/2	12.7	7/8-14	7/8	3.03	77.0	1.56	39.5	.32
12G-12MS	7100-01875	3/4	19.1	1 1/16-14	1 1/16	3.78	96.0	1.77	45.0	.73

Female SAE 45° Flare Swivel



Descr.	Prod. No.	⊖		🌀	H1	H2	L		C		Weight (Lbs.)
		"	mm				"	mm	"	mm	
4G-4FSX	7100-11885	1/4	6.4	7/16-20	1/2	9/16	2.24	57.0	1.22	31.0	.19
4G-5FSX	7100-11895	1/4	6.4	1/2-20	1/2	11/16	2.21	56.2	1.19	30.2	.14
4G-6FSX	7100-11905	1/4	6.4	5/8-18	5/8	3/4	2.31	58.7	1.28	32.6	.16
5G-6FSX	7100-11935	5/16	7.9	5/8-18	5/8	3/4	2.44	62.1	1.34	34.1	.19
6G-6FSX	7100-11915	3/8	9.5	5/8-18	5/8	3/4	2.44	62.1	1.35	34.2	.17
6G-8FSX	7100-11925	3/8	9.5	3/4-16	11/16	7/8	2.48	63.1	1.38	35.1	.20
8G-8FSX	7100-01935	1/2	12.7	3/4-16	13/16	7/8	2.82	71.6	1.34	34.1	.30
8G-10FSX	7100-01945	1/2	12.7	7/8-14	13/16	1 1/16	2.99	75.9	1.51	38.4	.30
12G-12FSX	7100-01955	3/4	19.1	1 1/16-14	1 1/16	1 1/4	3.68	93.5	1.67	42.5	.53

Female SAE 45° Flare Swivel - 45° Bent Tube




Descr.	Prod. No.	⊖		🌀	H2	T	L		C		Weight (Lbs.)	
		"	mm				"	mm	"	mm		
4G-4FSX45	7100-11965	1/4	6.4	7/16-20	1 9/16	.33	8.4	2.34	59.5	1.32	33.5	.14
4G-5FSX45-009	7100-01965	1/4	6.4	1/2-20	5/8	.36	9.1	2.63	66.9	1.61	40.9	.15
6G-6FSX45	7100-11995	3/8	9.5	5/8-18	3/4	.39	9.9	2.74	69.5	1.64	41.6	.21
6G-8FSX45-014	7100-02035	3/8	9.5	3/4-16	7/8	.55	14.0	3.46	87.8	2.36	59.9	.20
8G-8FSX45	7100-02015	1/2	12.7	3/4-16	7/8	.55	14.0	3.31	84.0	1.83	46.5	.34
8G-10FSX45-016	7100-02055	1/2	12.7	7/8-14	1	.63	16.0	3.67	93.1	2.19	55.6	.40

Female SAE 45° Flare Swivel - 45° Bent Tube - Continued

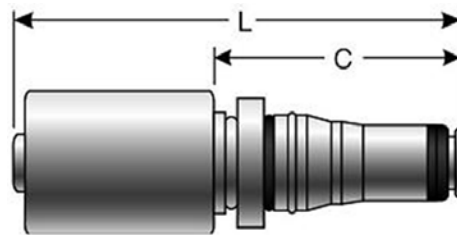
Descr.	Prod. No.	⊖		H2	T		L		C		Weight (Lbs.)	
		"	mm		"	mm	"	mm	"	mm		
12G-12FSX45	7100-02045	3/4	19.1	1 1/16-14	1 1/4	.78	19.8	4.37	111.0	2.36	60.0	.75

Female SAE 45° Flare Swivel - 90° Bent Tube



Descr.	Prod. No.	⊖		H2	T		L		C		Weight (Lbs.)	
		"	mm		"	mm	"	mm	"	mm		
4G-4FSX90	7100-12055	1/4	6.4	7/16-20	9/16	1.24	31.5	2.05	52.0	1.02	26.0	.15
4G-5FSX90-046	7100-01985	1/4	6.4	1/2-20	5/8	1.80	45.7	2.47	62.8	1.45	36.8	.20
5G-6FSX90-022	7100-02005	5/16	7.9	5/8-18	3/4	.85	21.6	2.77	70.4	1.67	42.4	.19
6G-6FSX90	7100-12105	3/8	9.5	5/8-18	3/4	1.52	38.5	2.36	60.0	1.26	32.1	.25
6G-6FSX90-055	7100-01995	3/8	9.5	5/8-18	3/4	2.18	55.4	2.83	71.8	1.73	43.9	.20
6G-8FSX90	7100-02125	3/8	9.5	3/4-16	7/8	1.75	44.5	2.50	63.5	1.40	35.6	.28
8G-8FSX90	7100-02135	1/2	12.7	3/4-16	7/8	1.75	44.5	2.93	74.5	1.46	37.0	.38
8G-10FSX90-031	7100-02065	1/2	12.7	7/8-14	1	1.23	31.2	3.29	83.5	1.81	46.0	.40
12G-12FSX90	7100-02185	3/4	19.1	1 1/16-14	1 1/4	2.78	70.6	3.94	100.0	1.93	49.0	.83

Male Quick-Lok® High

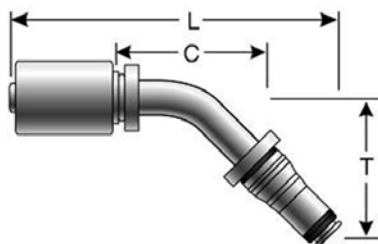


Descr.	Prod. No.	⊖		L		C		Weight (Lbs.)
		"	mm	"	mm	"	mm	
4G-4MQLH	7209-32005	1/4	6.4	2.64	67.0	1.61	41.0	.15
6G-6MQLH	7209-32025	3/8	9.5	2.72	69.0	1.62	41.1	.19
8G-8MQLH	7209-32055	1/2	12.7	3.11	79.0	1.63	41.5	.30
10G-10MQLH	7209-32085	5/8	15.9	3.11	79.0	1.63	41.5	.37
12G-12MQLH	7209-32105	3/4	19.1	3.66	93.0	1.65	42.0	.56
16G-16MQLH	7209-32125	1	25.4	3.98	101.0	1.74	44.2	.96

- HOSE
- HOSE/CPLG. SELECTION
- G8K COUPLINGS
- GLOBAL SPIRAL COUPLINGS
- PCM / PCS FERRULES
- MEGACRIMP COUPLINGS
- STAINLESS STEEL
- POWER CRIMP COUPLINGS
- LOC. GL AND GLP COUPLINGS
- POLAR SEAL COUPLINGS
- POLAR SEAL II COUPLINGS
- C14 COUPLINGS
- PCTS THERMOPLASTIC COUPLINGS
- FIELD ATTACHABLE G1 & G2 COUPLINGS
- FIELD ATTACHABLE C5 & C5E COUPLINGS
- SURELOK AIR BRAKE COUPLINGS
- ADAPTERS
- QUICK DISCONNECT COUPLERS
- LIVE SWIVEL
- BALL VALVES
- ACCESSORIES
- EQUIPMENT AND PARTS

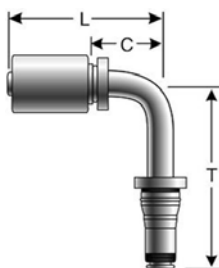
HOSE
HOSE/CPLG. SELECTION
G8K COUPLINGS
GLOBALSPIRAL COUPLINGS
PCM / PCS FERRULES
MEGACRIMP COUPLINGS
STAINLESS STEEL
POWER CRIMP COUPLINGS
LOC, GL AND GLP COUPLINGS
POLARSEAL COUPLINGS
POLARSEAL II COUPLINGS
C14 COUPLINGS
PCTS THERMOPLASTIC COUPLINGS
FIELD ATTACHABLE G1 & G2 COUPLINGS
FIELD ATTACHABLE C5 & C5E COUPLINGS
SURELOK AIR BRAKE COUPLINGS
ADAPTERS
QUICK DISCONNECT COUPLERS
LIVE SWIVEL
BALL VALVES
ACCESSORIES
EQUIPMENT AND PARTS

Male Quick-Lok® High - 45° Bent Tube



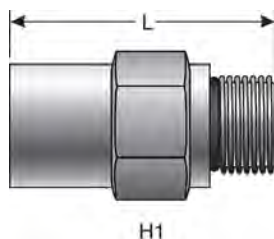
Descr.	Prod. No.	⊘		T		L		C		Weight (Lbs.)
		"	mm	"	mm	"	mm	"	mm	
4G-4MQLH45S-008	7209-33005	1/4	6.4	.30	7.5	2.96	75.1	1.93	49.1	.15
6G-6MQLH45S-008	7209-33015	3/8	9.5	.33	8.4	3.21	81.6	2.11	53.7	.20
8G-8MQLH45S-010	7209-33025	1/2	12.7	.41	10.3	3.77	95.7	2.29	58.2	.36
10G-10MQLH45S-013	7209-33045	5/8	15.9	.50	12.7	4.12	104.6	2.64	67.1	.45
12G-12MQLH45S-014	7209-33055	3/4	19.1	.56	14.2	4.88	124.0	2.87	73.0	.66
16G-16MQLH45S-017	7209-33065	1	25.4	.66	16.7	5.49	139.5	3.26	82.7	1.15

Male Quick-Lok® High - 90° Bent Tube



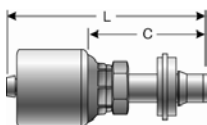
Descr.	Prod. No.	⊘		T		L		C		Weight (Lbs.)
		"	mm	"	mm	"	mm	"	mm	
4G-4MQLH90L-039	7209-34015	1/4	6.4	1.54	39.0	2.19	55.6	1.17	29.6	.18
4G-4MQLH90S-018	7209-34005	1/4	6.4	.71	18.0	2.19	55.6	1.17	29.6	.17
6G-6MQLH90L-046	7209-34055	3/8	9.5	1.79	45.5	2.40	60.9	1.30	32.9	.23
6G-6MQLH90S-020	7209-34045	3/8	9.5	.79	20.1	2.47	62.8	1.37	34.8	.24
8G-8MQLH90L-057	7209-34095	1/2	12.7	2.22	56.5	3.04	77.1	1.56	39.7	.40
8G-8MQLH90S-026	7209-34085	1/2	12.7	1.01	25.6	3.16	80.3	1.69	42.9	.38
10G-10MQLH90L-065	7209-34125	5/8	15.9	2.56	65.0	3.72	94.4	2.24	57.0	.55
10G-10MQLH90S-033	7209-34115	5/8	15.9	1.29	32.8	3.55	90.1	2.07	52.6	.49
12G-12MQLH90L-075	7209-34165	3/4	19.1	2.93	74.5	4.20	106.7	2.19	55.7	.89
12G-12MQLH90S-037	7209-34155	3/4	19.1	1.45	36.8	4.33	110.1	2.33	59.1	.72
16G-16MQLH90L-103	7209-34215	1	25.4	4.06	103.0	4.87	123.7	2.63	66.9	1.55
16G-16MQLH90S-044	7209-34195	1	25.4	1.72	43.8	5.48	139.1	3.24	82.3	1.28

Female Quick-Lok® High to Male O-Ring Boss Adapter



Descr.	Prod. No.	⊖		🌀	H1	L		Weight (Lbs.)
		"	mm	"	mm	"	mm	
4FQLH-4MB	7209-05025	1/4	6.4	7/16-20	19	1.65	42.0	.14
4FQLH-6MB	7209-05035	1/4	6.4	9/16-18	19	1.65	42.0	.15
6FQLH-4MB	7209-05075	3/8	9.5	7/16-20	22	1.65	42.0	.15
6FQLH-6MB	7209-05085	3/8	9.5	9/16-18	22	1.69	43.0	.15
6FQLH-8MB	7209-05095	3/8	9.5	3/4-16	24	1.69	43.0	.31
8FQLH-6MB	7209-05135	1/2	12.7	9/16-18	24	1.71	43.5	.19
8FQLH-8MB	7209-05145	1/2	12.7	3/4-16	24	1.75	44.5	.20
8FQLH-10MB	7209-05155	1/2	12.7	7/8-14	27	1.81	46.0	.29
10FQLH-8MB	7209-05195	5/8	15.9	3/4-16	27	1.85	47.0	.24
10FQLH-10MB	7209-05205	5/8	15.9	7/8-14	27	1.85	47.0	.24
10FQLH-12MB	7209-05215	5/8	15.9	1 1/16-12	32	1.89	48.0	.42
12FQLH-10MB	7209-05255	3/4	19.1	7/8-14	32	1.89	48.0	.38
12FQLH-12MB	7209-05265	3/4	19.1	1 1/16-12	32	1.97	50.0	.70
12FQLH-16MB	7209-05275	3/4	19.1	1 5/16-12	41	1.97	50.0	.79
16FQLH-12MB	7209-05315	1	25.4	1 1/16-12	41	2.09	53.0	.57
16FQLH-16MB	7209-05325	1	25.4	1 5/16-12	41	1.97	50.0	.66

Male Quick-Lok® Low



Descr.	Prod. No.	⊖		L		C		Weight (Lbs.)
		"	mm	"	mm	"	mm	
4G-6MQLL	7101-51225	1/4	6.1	2.68	68.0	1.65	42.0	.13
6G-6MQLL	7101-51015	3/8	9.5	2.76	70.0	1.66	42.1	.13
8G-8MQLL	7101-50745	1/2	12.2	3.43	87.0	1.95	49.5	.27
16G-16MQLL	7101-51515	1	25.4	4.53	115.0	2.29	58.2	.92

HOSE

HOSE/CPLG. SELECTION

G8K COUPLINGS

GLOBALSPIRAL COUPLINGS

PCM / PCS FERRULES

MEGACRIMP COUPLINGS

STAINLESS STEEL

POWER CRIMP COUPLINGS

LOC. GL AND GLP COUPLINGS

POLARSEAL COUPLINGS

POLARSEAL II COUPLINGS

C14 COUPLINGS

PCTS THERMOPLASTIC COUPLINGS

FIELD ATTACHABLE G1 & G2 COUPLINGS

FIELD ATTACHABLE C5 & C5E COUPLINGS

SURELOK AIR BRAKE COUPLINGS

ADAPTERS

QUICK DISCONNECT COUPLERS

LIVE SWIVEL

BALL VALVES

ACCESSORIES

EQUIPMENT AND PARTS

HOSE

HOSE/CPLG.
SELECTION

G8K COUPLINGS

GLOBALSPIRAL
COUPLINGS

PCM / PCS
FERRULES

MEGACRIMP
COUPLINGS

STAINLESS
STEEL

POWER CRIMP
COUPLINGS

LOC, GL AND GLP
COUPLINGS

POLARSEAL
COUPLINGS

POLARSEAL II
COUPLINGS

C14 COUPLINGS

PCTS
THERMOPLASTIC
COUPLINGS

FIELD
ATTACHABLE G1
& G2 COUPLINGS

FIELD
ATTACHABLE C5
& C5E
COUPLINGS

SURELOK AIR
BRAKE
COUPLINGS

ADAPTERS

QUICK
DISCONNECT
COUPLERS

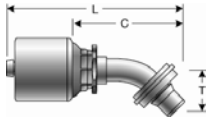
LIVE SWIVEL

BALL VALVES

ACCESSORIES

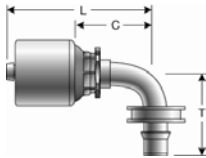
EQUIPMENT AND
PARTS

Male Quick-Lok® Low - 45° Bent Tube



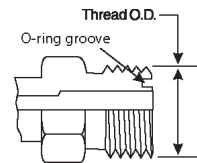
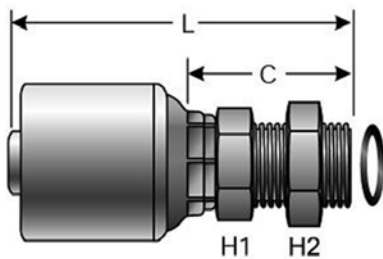
Descr.	Prod. No.	⊖		T		L		C		Weight (Lbs.)
		"	mm	"	mm	"	mm	"	mm	
4G-6MQLL45-026	7101-51235	1/4	6.1	1.02	26.0	2.85	72.5	1.83	46.5	.14
8G-8MQLL45-033	7101-50765	1/2	12.2	1.30	33.0	3.94	100.0	2.46	62.5	.45
12G-12MQLL45-030	7101-51605	3/4	19.1	1.18	30.0	5.04	128.0	3.03	77.0	.61

Male Quick-Lok® Low - 90° Bent Tube



Descr.	Prod. No.	⊖		T		L		C		Weight (Lbs.)
		"	mm	"	mm	"	mm	"	mm	
4G-6MQLL90-037	7101-51245	1/4	6.1	1.46	37.0	2.26	57.3	1.23	31.3	.14
6G-6MQLL90-051	7101-52265	3/8	9.5	2.01	51.0	2.60	66.0	1.50	38.0	.36
6G-6MQLL90-117	7101-51935	3/8	9.5	4.61	117.0	2.60	66.0	1.50	38.1	.28
6G-6MQLL90-168	7101-51775	3/8	9.5	7.09	180.0	2.60	66.0	1.50	38.1	.30
8G-8MQLL90-050	7101-51475	1/2	12.7	1.97	50.0	3.35	85.0	1.87	47.5	.33
12G-12MQLL90-061	7101-51615	3/4	19.1	2.40	61.0	4.25	108.0	2.24	57.0	.65

Male Flat-Face O-Ring Bulk Head Long Nose



Descr.	Prod. No.	⊖		H1	H2	L		C		Weight (Lbs.)	
		"	mm			"	mm	"	mm		
6G-6MFFORBKHDLN	7104-17075	3/8	9.5	11/16-16	27	27	3.07	78.1	1.98	50.2	.38
8G-8MFFORBKHDLN	7104-17115	1/2	12.7	13/16-16	30	30	3.55	90.2	2.07	52.7	.50

Male Flat-Face O-Ring

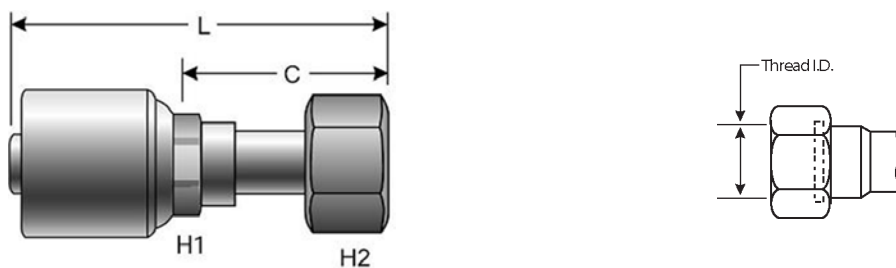
SAE J1453 Captive O-Ring Groove for Improved O-Ring Retention.



Descr.	Prod. No.	⊖		🌀	H1	L		C		Weight (Lbs.)
		"	mm			"	mm	"	mm	
4G-4MFFOR	7104-16045	1/4	6.4	9/16-18	17	2.07	52.5	1.04	26.5	.15
4G-6MFFOR	7104-16055	1/4	6.4	11/16-16	19	2.13	54.0	1.10	28.0	.15
5G-6MFFOR	7104-16065	5/16	7.9	11/16-16	19	2.20	56.0	1.10	28.0	.21
6G-6MFFOR	7104-16075	3/8	9.5	11/16-16	19	2.20	56.0	1.11	28.1	.19
6G-8MFFOR	7104-16085	3/8	9.5	13/16-16	22	2.32	59.0	1.22	31.1	.25
6G-10MFFOR	7104-16095	3/8	9.5	1-14	27	2.52	64.0	1.42	36.1	.35
8G-8MFFOR	7104-16115	1/2	12.7	13/16-16	22	2.69	68.2	1.21	30.7	.30
8G-10MFFOR	7104-16125	1/2	12.7	1-14	27	2.87	73.0	1.40	35.5	.40
8G-12MFFOR	7104-16135	1/2	12.7	1 3/16-12	32	3.01	76.5	1.54	39.0	.57
10G-10MFFOR	7104-16155	5/8	15.9	1-14	27	2.87	73.0	1.40	35.5	.48
10G-12MFFOR	7104-16165	5/8	15.9	1 3/16-12	32	3.03	77.0	1.56	39.5	.55
12G-12MFFOR	7104-16185	3/4	19.1	1 3/16-12	32	3.54	90.0	1.54	39.0	.70
12G-16MFFOR	7104-16195	3/4	19.1	1 7/16-12	41	3.74	95.0	1.73	44.0	1.20
16G-16MFFOR	7104-16215	1	25.4	1 7/16-12	41	4.02	102.0	1.78	45.2	1.27
16G-20MFFOR	7104-16225	1	25.4	1 11/16-12	46	4.13	105.0	1.90	48.2	1.55
20G-20MFFOR	7104-16245	1 1/4	31.8	1 11/16-12	46	4.29	109.0	1.97	50.0	.16

Female Flat-Face O-Ring Swivel


SAE J1453 O-Ring Face Seal.



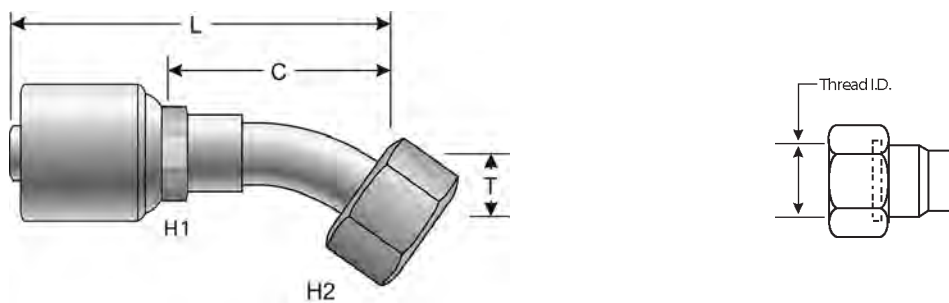
Descr.	Prod. No.	⊖		🌀	H1	H2	L		C		Weight (Lbs.)
		"	mm				"	mm	"	mm	
4G-4FFORX	7104-18045	1/4	6.4	9/16-18	15	17	2.07	52.7	1.05	26.7	.14
4G-6FFORX	7104-18055	1/4	6.4	11/16-16	15	22	2.01	51.1	.99	25.1	.20
4G-8FFORX	7104-18075	1/4	6.4	13/16-16	15	24	1.99	50.5	.96	24.5	.22
5G-6FFORX	7104-19505	5/16	7.9	11/16-16	17	22	2.42	61.5	1.32	33.5	.02
6G-4FFORX	7104-19085	3/8	9.5	9/16-18	17	17	3.08	78.3	1.98	50.3	.20
6G-6FFORX	7104-18095	3/8	9.5	11/16-16	18	22	2.27	57.7	1.14	28.9	.24
6G-8FFORX	7104-18105	3/8	9.5	13/16-16	18	24	2.26	57.4	1.13	28.6	.26
6G-10FFORX	7104-18115	3/8	9.5	1-14	18	30	2.15	54.7	1.02	25.9	.42
8G-6FFORX	7104-19145	1/2	12.7	11/16-16	22	22	3.78	95.9	2.30	58.4	.36
8G-8FFORX	7104-18155	1/2	12.7	13/16-16	22	24	2.62	66.5	1.23	31.3	.32
8G-10FFORX	7104-18165	1/2	12.7	1-14	22	30	2.76	70.0	1.37	34.8	.41


- HOSE
- HOSE/CPLG. SELECTION
- G8K COUPLINGS
- GLOBALSPIRAL COUPLINGS
- PCM / PCS FERRULES
- MEGACRIMP COUPLINGS
- STAINLESS STEEL
- POWER CRIMP COUPLINGS
- LOC. GL AND GLP COUPLINGS
- POLARSEAL COUPLINGS
- POLARSEAL II COUPLINGS
- C14 COUPLINGS
- PCTS THERMOPLASTIC COUPLINGS
- FIELD ATTACHABLE G1 & G2 COUPLINGS
- FIELD ATTACHABLE C5 & C5E COUPLINGS
- SURELOK AIR BRAKE COUPLINGS
- ADAPTERS
- QUICK DISCONNECT COUPLERS
- LIVE SWIVEL
- BALL VALVES
- ACCESSORIES
- EQUIPMENT AND PARTS

Female Flat-Face O-Ring Swivel - Continued

Descr.	Prod. No.	⊖			H1	H2	L		C		Weight (Lbs.)
		"	mm	"	mm	mm	"	mm	"	mm	
8G-12FFORX	7104-18175	1/2	12.7	1 3/16-12	22	36	2.81	71.5	1.43	36.3	.64
10G-8FFORX	7104-19195	5/8	15.9	13/16-16	24	24	3.83	97.2	2.35	59.7	.44
10G-10FFORX	7104-18205	5/8	15.9	1-14	24	30	2.99	76.0	1.52	38.5	.49
10G-12FFORX	7104-18215	5/8	15.9	1 3/16-12	24	36	3.03	77.0	1.56	39.5	.62
12G-10FFORX	7104-19245	3/4	19.1	1-14	30	30	3.74	95.1	1.74	44.1	.74
12G-12FFORX	7104-18255	3/4	19.1	1 3/16-12	30	36	3.65	92.8	1.65	41.8	.80
12G-16FFORX	7104-18265	3/4	19.1	1 7/16-12	30	41	3.48	88.3	1.47	37.3	.90
16G-12FFORX	7104-19295	1	25.4	1 3/16-12	36	36	5.58	141.8	3.35	85.0	1.25
16G-20FFORX	7104-18315	1	25.4	1 11/16-12	36	50	4.06	103.0	1.82	46.2	1.58
20G-20FFORX	7104-18355	1 1/4	31.8	1 5/8-12	41	50	4.29	109.0	1.97	50.0	1.93
20G-24FFORX	7104-18385	1 1/4	31.8	2-12	41	60	4.09	104.0	1.77	45.0	2.47

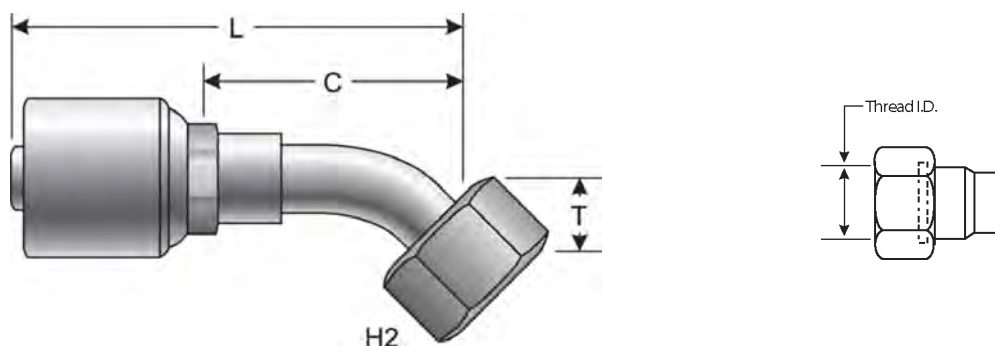
Female Flat-Face O-Ring Swivel - 30° Bent Tube




Descr.	Prod. No.	⊖			H2	T	L		C		Weight (Lbs.)	
		"	mm	"	mm	"	mm	"	mm	"		mm
8G-10FFORX30-010	7104-07025	1/2	12.7	1-14	30	.38	9.7	3.65	92.7	2.18	55.3	.46

Female Flat-Face O-Ring Swivel - 45° Bent Tube

SAE J1453 O-Ring Face Seal.

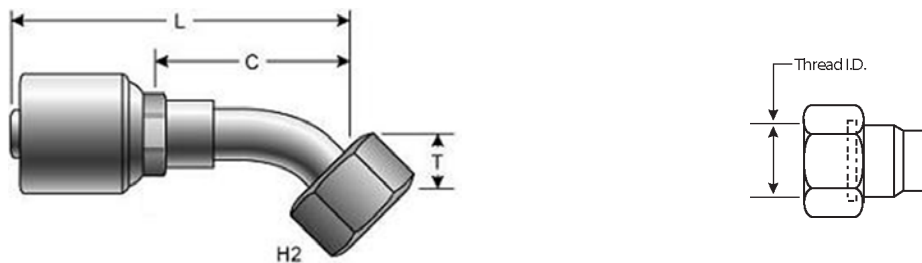


Descr.	Prod. No.	⊖			H2	T	L		C		Weight (Lbs.)	
		"	mm	"	mm	"	mm	"	mm			
4G-4FFORX45S	7104-22045	1/4	6.4	9/16-18	17	.39	10.0	2.57	65.2	1.54	39.2	.16
4G-6FFORX45S	7104-22055	1/4	6.4	11/16-16	22	.43	11.0	2.70	68.5	1.67	42.5	.02

Female Flat-Face O-Ring Swivel - 45° Bent Tube - Continued

Descr.	Prod. No.	⊖		🌀	H2	T		L		C		Weight (Lbs.)
		"	mm			"	mm	"	mm	"	mm	
5G-6FFORX45S	7104-22335	5/16	7.9	11/16-16	22	.43	11.0	2.73	69.4	1.63	41.4	.21
6G-4FFORX45S	7104-22075	3/8	9.5	9/16-18	17	.39	10.0	2.60	66.1	1.50	38.1	.17
6G-6FFORX45S	7104-22085	3/8	9.5	11/16-16	22	.43	11.0	2.75	69.8	1.65	41.9	.25
6G-8FFORX45S	7104-22095	3/8	9.5	13/16-16	24	.59	15.0	3.35	85.2	2.26	57.3	.30
8G-6FFORX45S	7104-22125	1/2	12.7	11/16-16	22	.43	11.0	3.57	90.7	2.09	53.2	.03
8G-8FFORX45S	7104-22135	1/2	12.7	13/16-16	24	.59	15.0	3.50	89.0	2.03	51.6	.03
8G-10FFORX45S	7104-22145	1/2	12.7	1-14	30	.63	16.0	3.98	101.0	2.50	63.5	.45
8G-12FFORX45S	7104-22155	1/2	12.7	1 3/16-12	36	.83	21.0	4.34	110.3	2.87	72.8	.65
10G-8FFORX45S	7104-22165	5/8	15.9	13/16-16	24	.59	15.0	3.81	96.8	2.33	59.3	.42
10G-10FFORX45S	7104-22175	5/8	15.9	1-14	30	.63	16.0	3.96	100.5	2.48	63.0	.55
10G-12FFORX45S	7104-22185	5/8	15.9	1 3/16-12	36	.83	21.0	4.17	105.9	2.69	68.4	.06
12G-10FFORX45S	7104-22215	3/4	19.1	1-14	30	.63	16.0	4.45	113.0	2.44	62.0	.68
12G-12FFORX45S	7104-22225	3/4	19.1	1 3/16-12	36	.83	21.0	4.66	118.4	2.65	67.4	.85
12G-16FFORX45S	7104-22235	3/4	19.1	1 7/16-12	41	.94	24.0	4.80	122.0	2.80	71.0	.75
16G-12FFORX45S	7104-22255	1	25.4	1 3/16-12	36	.83	21.0	5.33	135.5	2.98	75.7	.12
16G-16FFORX45S	7104-22265	1	25.4	1 7/16-12	41	.94	24.0	5.78	146.9	3.55	90.1	1.35
20G-20FFORX45S	7104-22295	1 1/4	31.8	1 11/16-12	50	.98	25.0	6.22	158.0	3.90	99.0	2.00

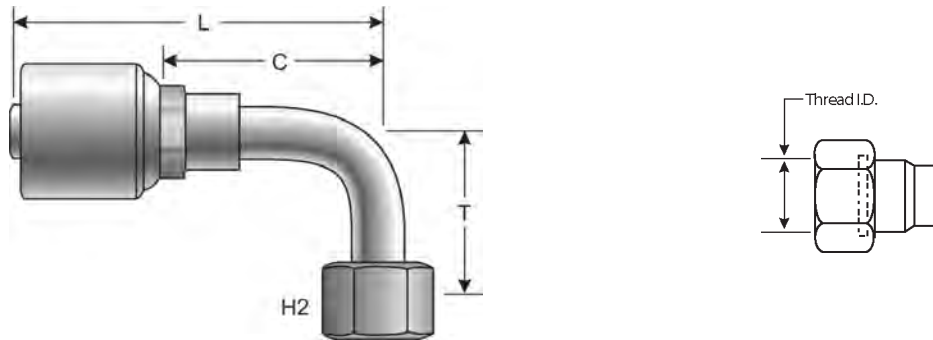
Female Flat-Face O-Ring Swivel - 67 1/2° Bent Tube



Descr.	Prod. No.	⊖		🌀	H2	T		L		C		Weight (Lbs.)
		"	mm			"	mm	"	mm	"	mm	
8G-8FFORX67-022	7104-07015	1/2	12.7	13/16-16	.94	.87	22.0	3.25	82.5	1.77	45.0	.40

- HOSE
- HOSE/CPLG. SELECTION
- G8K COUPLINGS
- GLOBAL SPIRAL COUPLINGS
- PCM / PCS FERRULES
- MEGACRIMP COUPLINGS**
- STAINLESS STEEL
- POWER CRIMP COUPLINGS
- LOC. GL AND GLP COUPLINGS
- POLARSEAL COUPLINGS
- POLARSEAL II COUPLINGS
- C14 COUPLINGS
- PCTS THERMOPLASTIC COUPLINGS
- FIELD ATTACHABLE G1 & G2 COUPLINGS
- FIELD ATTACHABLE C5 & C5E COUPLINGS
- SURELOK AIR BRAKE COUPLINGS
- ADAPTERS
- QUICK DISCONNECT COUPLERS
- LIVE SWIVEL
- BALL VALVES
- ACCESSORIES
- EQUIPMENT AND PARTS

Female Flat-Face O-Ring Swivel - 90° Bent Tube

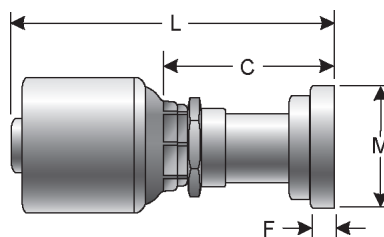


Descr.	Prod. No.	⊖		🌀		H2	T		L		C		Weight (Lbs.)
		"	mm	"	mm		"	mm	"	mm	"	mm	
4G-4FFORX90L	7104-24065	1/4	6.4	9/16-18	17	1.81	46.0	2.21	56.2	1.19	30.2	.17	
4G-4FFORX90M	7104-24055	1/4	6.4	9/16-18	17	1.26	32.0	2.21	56.2	1.19	30.2	.17	
4G-4FFORX90S	7104-24045	1/4	6.4	9/16-18	17	.83	21.0	2.37	60.2	1.35	34.2	.15	
4G-6FFORX90L	7104-24115	1/4	6.4	11/16-16	22	2.13	54.0	2.43	61.6	1.40	35.6	.20	
4G-6FFORX90M	7104-24105	1/4	6.4	11/16-16	22	1.50	38.0	2.50	63.4	1.47	37.4	.19	
4G-6FFORX90S	7104-24095	1/4	6.4	11/16-16	22	.91	23.0	2.50	63.4	1.47	37.4	.20	
4G-8FFORX90L	7104-24165	1/4	6.4	13/16-16	24	2.52	64.0	2.64	67.1	1.62	41.1	.34	
4G-8FFORX90S	7104-24145	1/4	6.4	13/16-16	24	1.14	29.0	2.83	72.0	1.81	46.0	.26	
5G-6FFORX90S	7104-24955	5/16	7.9	11/16-16	22	.91	23.0	2.83	72.0	1.73	44.0	.23	
6G-4FFORX90S	7104-24195	3/8	9.5	9/16-18	17	.83	21.0	2.42	61.4	1.32	33.6	.17	
6G-6FFORX90L	7104-24265	3/8	9.5	11/16-16	22	2.13	54.0	2.73	69.3	1.63	41.4	.26	
6G-6FFORX90M	7104-24255	3/8	9.5	11/16-16	22	1.50	38.0	2.50	63.6	1.41	35.7	.29	
6G-6FFORX90S	7104-24245	3/8	9.5	11/16-16	22	.91	23.0	2.85	72.5	1.76	44.6	.24	
6G-8FFORX90L	7104-24315	3/8	9.5	13/16-16	24	2.52	64.0	2.72	69.0	1.62	41.1	.32	
6G-8FFORX90M	7104-24305	3/8	9.5	13/16-16	24	1.61	41.0	2.70	68.5	1.60	40.6	.30	
6G-8FFORX90S	7104-24295	3/8	9.5	13/16-16	24	1.14	29.0	2.87	73.0	1.78	45.1	.30	
8G-6FFORX90L	7104-24365	1/2	12.7	11/16-16	22	2.13	54.0	3.16	80.3	1.69	42.8	.35	
8G-6FFORX90S	7104-24345	1/2	12.7	11/16-16	22	.91	23.0	3.29	83.5	1.81	46.0	.32	
8G-8FFORX90L	7104-24415	1/2	12.7	13/16-16	24	2.52	64.0	3.30	83.9	1.83	46.5	.57	
8G-8FFORX90M	7104-24405	1/2	12.7	13/16-16	24	1.61	41.0	3.30	83.9	1.83	46.5	.50	
8G-8FFORX90S	7104-24395	1/2	12.7	13/16-16	24	1.14	29.0	3.30	83.9	1.83	46.5	.35	
8G-10FFORX90L	7104-24465	1/2	12.7	1-14	30	2.76	70.0	3.57	90.6	2.09	53.1	.57	
8G-10FFORX90M	7104-24455	1/2	12.7	1-14	30	1.85	47.0	3.67	93.2	2.19	55.7	.53	
8G-10FFORX90S	7104-24445	1/2	12.7	1-14	30	1.26	32.0	3.66	92.9	2.18	55.4	.52	
8G-12FFORX90S	7104-24475	1/2	12.7	1 3/16-12	36	1.89	48.0	4.05	102.9	2.57	65.4	.64	
10G-8FFORX90L	7104-24515	5/8	15.9	13/16-16	24	2.52	64.0	3.64	92.4	2.16	54.9	.47	
10G-8FFORX90S	7104-24495	5/8	15.9	13/16-16	24	1.14	29.0	3.64	92.4	2.16	54.9	.43	
10G-10FFORX90L	7104-24565	5/8	15.9	1-14	30	2.76	70.0	3.55	90.2	2.07	52.7	.65	
10G-10FFORX90M	7104-24555	5/8	15.9	1-14	30	1.85	47.0	3.65	92.8	2.18	55.3	.63	
10G-10FFORX90S	7104-24545	5/8	15.9	1-14	30	1.26	32.0	3.64	92.5	2.17	55.0	.50	
10G-12FFORX90S	7104-24595	5/8	15.9	1 3/16-12	36	1.89	48.0	3.79	96.3	2.31	58.8	.70	
12G-10FFORX90S	7104-24635	3/4	19.1	1-14	30	1.26	32.0	4.09	104.0	2.09	53.0	.73	
12G-12FFORX90L	7104-24665	3/4	19.1	1 3/16-12	36	3.78	96.0	4.65	118.2	2.65	67.2	1.00	
12G-12FFORX90M	7104-24655	3/4	19.1	1 3/16-12	36	2.28	58.0	4.29	109.0	2.28	58.0	.90	
12G-12FFORX90S	7104-24645	3/4	19.1	1 3/16-12	36	1.89	48.0	4.28	108.8	2.28	57.8	.85	
12G-16FFORX90S	7104-24695	3/4	19.1	1 7/16-12	41	2.20	56.0	5.06	128.5	3.05	77.5	1.10	
16G-12FFORX90S	7104-24735	1	25.4	1 3/16-12	36	1.89	48.0	5.09	129.4	2.86	72.6	1.23	
16G-16FFORX90L	7104-24765	1	25.4	1 7/16-12	41	4.49	114.0	5.11	129.9	2.88	73.1	1.60	
16G-16FFORX90M	7104-24755	1	25.4	1 7/16-12	41	2.80	71.0	5.11	129.9	2.88	73.1	1.46	
16G-16FFORX90S	7104-24745	1	25.4	1 7/16-12	41	2.20	56.0	5.11	129.9	2.88	73.1	1.44	
16G-20FFORX90M	7104-24915	1	25.4	1 11/16-12	50	3.07	78.0	6.14	156.0	3.91	99.2	1.87	
16G-20FFORX90S	7104-24905	1	25.4	1 11/16-12	50	2.52	64.0	5.11	129.9	2.88	73.1	1.67	
20G-20FFORX90L	7104-24815	1 1/4	31.8	1 11/16-12	50	5.08	129.0	5.51	140.0	3.19	81.0	2.26	

Female Flat-Face O-Ring Swivel - 90° Bent Tube - Continued

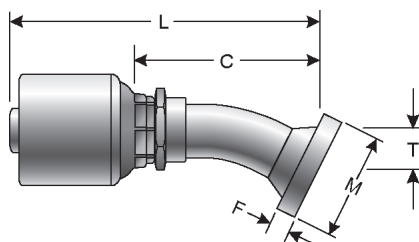
Descr.	Prod. No.	⊖		H2		T		L		C		Weight (Lbs.)
		"	mm	"	mm	"	mm	"	mm	"	mm	
20G-20FFORX90M	7104-24805	1 1/4	31.8	1 11/16-12	50	3.07	78.0	5.51	140.0	3.19	81.0	2.03
20G-20FFORX90S	7104-24795	1 1/4	31.8	1 11/16-12	50	2.52	64.0	5.91	150.0	3.58	91.0	2.02

Code 61 O-Ring Flange



Descr.	Prod. No.	⊖		M		L		C		F		Weight (Lbs.)
		"	mm	"	mm	"	mm	"	mm	"	mm	
8G-8FL	7103-25055	1/2	12.7	1.19	30.2	3.15	80.0	1.67	42.5	.27	6.9	.36
8G-12FL	7103-25105	1/2	12.7	1.50	38.1	3.15	80.0	1.67	42.5	.27	6.9	.46
12G-12FL	7103-25205	3/4	19.1	1.50	38.1	3.86	98.0	1.85	47.0	.27	6.9	.67
12G-16FL	7103-25255	3/4	19.1	1.75	44.5	3.50	88.8	1.49	37.8	.32	8.1	.77
16G-12FL	7103-25295	1	25.4	1.50	38.1	5.04	128.0	2.80	71.2	.27	6.9	1.25
16G-16FL	7103-25305	1	25.4	1.75	44.5	4.13	105.0	1.90	48.2	.32	8.1	1.23
16G-20FL	7103-25355	1	25.4	2.00	50.8	4.13	105.0	1.90	48.2	.32	8.1	1.32
16G-24FL	7100-03875	1	25.4	2.38	60.5	3.78	96.0	1.54	39.2	.32	8.1	1.39
20G-20FL	7103-25405	1 1/4	31.8	2.00	50.8	4.43	112.5	2.11	53.5	.32	8.1	1.54
20G-24FL	7103-25455	1 1/4	31.8	2.38	60.5	4.63	117.5	2.30	58.5	.32	8.1	1.80

Code 61 O-Ring Flange - 22 1/2° Bent Tube

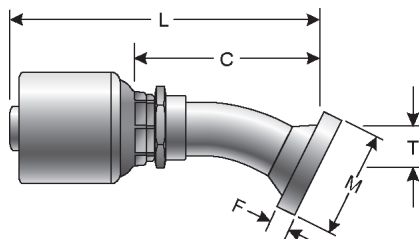


Descr.	Prod. No.	⊖		M		T		L		C		F		Weight (Lbs.)
		"	mm	"	mm	"	mm	"	mm	"	mm	"	mm	
12G-12FL22M	7103-26155	3/4	19.1	1.50	38.1	.43	11.0	4.76	121.0	2.76	70.0	.27	6.9	.12
12G-16FL22M-014	7100-03955	3/4	19.1	1.75	44.5	.55	14.0	4.76	121.0	2.76	70.0	.32	8.1	.80
16G-16FL22M	7103-26255	1	25.4	1.75	44.5	.55	14.0	5.61	142.5	3.37	85.7	.32	8.1	.18
20G-20FL22M	7103-26355	1 1/4	31.8	2.00	50.8	.59	15.0	6.00	152.5	3.68	93.5	.32	8.1	.26

- HOSE
- HOSE/CPLG. SELECTION
- G8K COUPLINGS
- GLOBAL SPIRAL COUPLINGS
- PCM / PCS FERRULES
- MEGACRIMP COUPLINGS
- STAINLESS STEEL
- POWER CRIMP COUPLINGS
- LOC. GL AND GLP COUPLINGS
- POLARSEAL COUPLINGS
- POLARSEAL II COUPLINGS
- C14 COUPLINGS
- PCTS THERMOPLASTIC COUPLINGS
- FIELD ATTACHABLE G1 & G2 COUPLINGS
- FIELD ATTACHABLE C5 & C5E COUPLINGS
- SURELOK AIR BRAKE COUPLINGS
- ADAPTERS
- QUICK DISCONNECT COUPLERS
- LIVE SWIVEL
- BALL VALVES
- ACCESSORIES
- EQUIPMENT AND PARTS

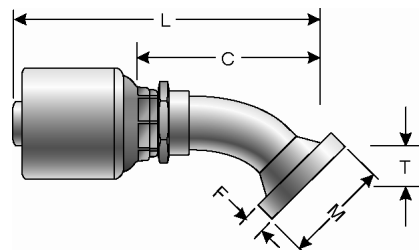
HOSE
HOSE/CPLG. SELECTION
G8K COUPLINGS
GLOBALSPIRAL COUPLINGS
PCM / PCS FERRULES
MEGACRIMP COUPLINGS
STAINLESS STEEL
POWER CRIMP COUPLINGS
LOC, GL AND GLP COUPLINGS
POLARSEAL COUPLINGS
POLARSEAL II COUPLINGS
C14 COUPLINGS
PCTS THERMOPLASTIC COUPLINGS
FIELD ATTACHABLE G1 & G2 COUPLINGS
FIELD ATTACHABLE C5 & C5E COUPLINGS
SURELOK AIR BRAKE COUPLINGS
ADAPTERS
QUICK DISCONNECT COUPLERS
LIVE SWIVEL
BALL VALVES
ACCESSORIES
EQUIPMENT AND PARTS

Code 61 O-Ring Flange - 30° Bent Tube



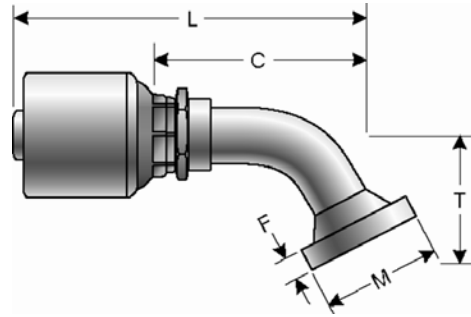
Descr.	Prod. No.	⊖		M		T		L		C		F		Weight (Lbs.)
		"	mm	"	mm	"	mm	"	mm	"	mm	"	mm	
12G-12FL30M	7103-26655	3/4	19.1	1.50	38.1	.63	16.0	4.70	119.5	2.70	68.5	.32	8.1	.73
12G-16FL30M	7100-04045	3/4	19.1	1.75	44.5	.75	19.0	4.88	124.0	2.87	73.0	.32	8.1	.88
16G-16FL30M	7103-26755	1	25.4	1.75	44.5	.75	19.0	5.69	144.5	3.45	87.7	.32	8.1	1.82
16G-20FL30M	7103-26805	1	25.4	2.00	50.8	.87	22.0	5.89	149.5	3.65	92.7	.32	8.1	1.55
20G-20FL30S	7103-26845	1 1/4	31.8	2.00	50.8	.79	20.0	6.04	153.4	3.72	94.4	.32	8.1	2.58

Code 61 O-Ring Flange - 45° Bent Tube



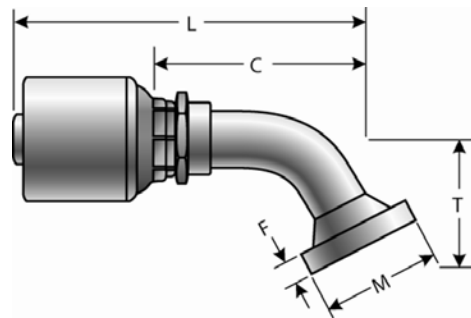
Descr.	Prod. No.	⊖		M		T		L		C		F		Weight (Lbs.)
		"	mm	"	mm	"	mm	"	mm	"	mm	"	mm	
8G-8FL45M	7103-27085	1/2	12.7	1.19	30.2	.75	19.0	3.85	97.8	2.37	60.3	.26	6.6	.72
8G-12FL45M	7103-27165	1/2	12.7	1.50	38.1	1.02	26.0	4.13	104.8	2.65	67.3	.27	6.9	.12
10G-12FL45M	7103-27205	5/8	15.9	1.50	38.1	1.02	26.0	4.43	112.6	2.96	75.1	.26	6.6	.58
12G-12FL45M	7103-27245	3/4	19.1	1.50	38.1	1.02	26.0	4.82	122.5	2.81	71.5	.27	6.9	.75
12G-16FL45S	7103-27315	3/4	19.1	1.75	44.5	1.10	28.0	4.90	124.5	2.89	73.5	.32	8.1	.90
16G-16FL45S	7103-27395	1	25.4	1.75	44.5	1.10	28.0	5.61	142.5	3.37	85.7	.32	8.1	1.22
16G-20FL45S	7103-27475	1	25.4	2.00	50.8	1.26	32.0	5.87	149.0	3.63	92.2	.32	8.1	1.40
16G-24FL45	7100-07185	1	25.4	2.38	60.5	1.06	26.9	5.30	134.5	3.06	77.7	.32	8.1	1.54
20G-20FL45S	7103-27555	1 1/4	31.8	2.00	50.8	1.26	32.0	6.18	157.0	3.86	98.0	.32	8.1	1.76

Code 61 O-Ring Flange - 60° Bent Tube



Descr.	Prod. No.	⊖		M		T		L		C		F		Weight (Lbs.)
		"	mm	"	mm	"	mm	"	mm	"	mm	"	mm	
12G-12FL60M	7103-28155	3/4	19.1	1.50	38.1	1.46	37.0	5.04	128.0	3.03	77.0	.27	6.9	.14
12G-16FL60M	7103-28205	3/4	19.1	1.75	44.5	1.73	44.0	5.20	132.0	3.19	81.0	.32	8.1	.19
16G-16FL60M	7103-28255	1	25.4	1.75	44.5	1.73	44.0	5.85	148.5	3.61	91.7	.32	8.1	.21
20G-20FL60S	7103-28345	1 1/4	31.8	2.00	50.8	1.77	45.0	6.22	158.0	3.90	99.0	.32	8.1	.27

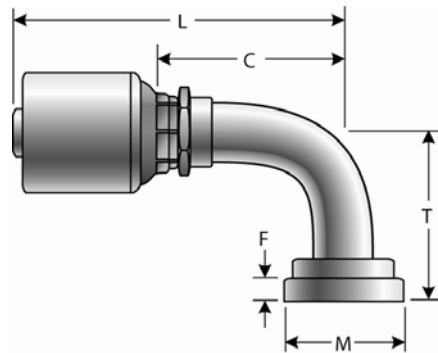
Code 61 O-Ring Flange - 67 1/2° Bent Tube



Descr.	Prod. No.	⊖		M		T		L		C		F		Weight (Lbs.)
		"	mm	"	mm	"	mm	"	mm	"	mm	"	mm	
12G-12FL67M	7100-04355	3/4	19.1	1.50	38.1	1.65	42.0	4.65	118.0	2.64	67.0	.27	6.9	.80
20G-20FL67S	7100-04335	1 1/4	31.8	2.00	50.8	2.01	51.0	5.92	150.4	3.60	91.4	.32	8.1	2.50

HOSE
HOSE/CPLG. SELECTION
G8K COUPLINGS
GLOBALSPIRAL COUPLINGS
PCM / PCS FERRULES
MEGACRIMP COUPLINGS
STAINLESS STEEL
POWER CRIMP COUPLINGS
LOC. GL AND GLP COUPLINGS
POLARSEAL COUPLINGS
POLARSEAL II COUPLINGS
C14 COUPLINGS
PCTS THERMOPLASTIC COUPLINGS
FIELD ATTACHABLE G1 & G2 COUPLINGS
FIELD ATTACHABLE C5 & C5E COUPLINGS
SURELOK AIR BRAKE COUPLINGS
ADAPTERS
QUICK DISCONNECT COUPLERS
LIVE SWIVEL
BALL VALVES
ACCESSORIES
EQUIPMENT AND PARTS

Code 61 O-Ring Flange - 90° Bent Tube



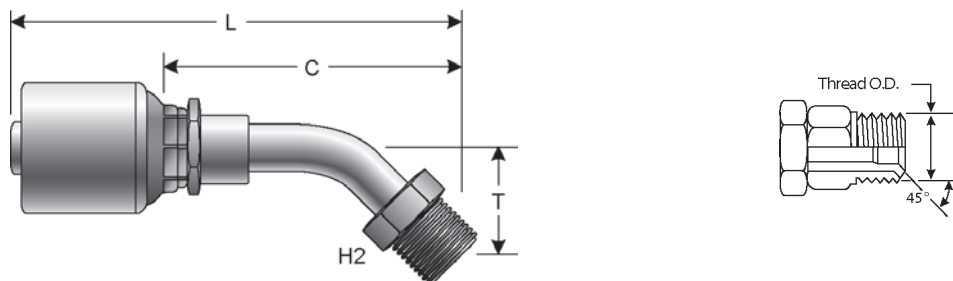
Descr.	Prod. No.	⊖		M		T		L		C		F		Weight (Lbs.)
		"	mm	"	mm	"	mm	"	mm	"	mm	"	mm	
8G-8FL90M	7103-29115	1/2	12.7	1.19	30.2	1.57	40.0	3.59	91.2	2.11	53.7	.27	6.9	.69
8G-12FL90M	7103-29235	1/2	12.7	1.50	38.1	2.28	58.0	3.60	91.5	2.13	54.0	.27	6.9	.54
10G-12FL90M	7103-29415	5/8	15.9	1.50	38.1	2.28	58.0	3.94	100.0	2.46	62.5	.27	6.9	1.21
12G-12FL90M	7103-29535	3/4	19.1	1.50	38.1	2.28	58.0	4.54	115.3	2.53	64.3	.27	6.9	.80
12G-16FL90S	7103-29585	3/4	19.1	1.75	44.5	2.40	61.0	4.72	119.8	2.71	68.8	.32	8.1	1.70
16G-12FL90M	7103-29655	1	25.4	1.50	38.1	2.28	58.0	5.09	129.3	2.85	72.5	.27	6.9	1.78
16G-16FL90S	7103-29705	1	25.4	1.75	44.5	2.40	61.0	5.48	139.3	3.25	82.5	.32	8.1	1.35
16G-20FL90S	7103-29765	1	25.4	2.00	50.8	2.68	68.0	5.48	139.3	3.25	82.5	.32	8.1	1.45
16G-24FL90S-081	7100-04555	1	25.4	2.38	60.5	3.19	81.0	5.57	141.6	3.34	84.8	.32	8.1	1.70
20G-20FL90-102	7100-04565	1 1/4	31.8	2.00	50.8	4.00	101.6	5.43	138.0	3.11	79.0	.32	8.1	1.75
20G-20FL90M	7103-29895	1 1/4	31.8	2.00	50.8	3.54	90.0	5.31	135.0	2.99	76.0	.32	8.1	1.90
20G-20FL90S	7103-29885	1 1/4	31.8	2.00	50.8	2.68	68.0	6.22	158.1	3.90	99.1	.32	8.1	1.90
20G-24FL90S	7103-29945	1 1/4	31.8	2.38	60.5	3.19	81.0	6.22	158.1	3.90	99.1	.32	8.1	3.82

SAE Male Inverted Swivel



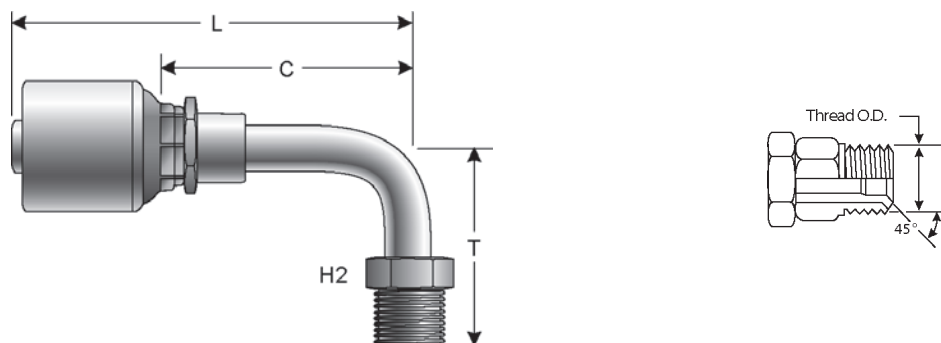
Descr.	Prod. No.	⊖		H1	H2	L		C		Weight (Lbs.)	
		"	mm			"	mm	"	mm		
4G-3MIX	7100-16205	1/4	6.4	3/8-24	1/2	3/8	2.52	64.0	1.50	38.0	.12
4G-4MIX	7100-16225	1/4	6.4	7/16-24	1/2	7/16	2.52	63.9	1.49	37.9	.13
4G-5MIX	7100-16235	1/4	6.4	1/2-20	1/2	1/2	2.52	63.9	1.49	37.9	.14
6G-4MIX	7100-16185	3/8	9.5	7/16-24	5/8	7/16	2.63	66.9	1.54	39.0	.15
6G-5MIX	7100-16245	3/8	9.5	1/2-20	5/8	1/2	2.56	64.9	1.46	37.0	.17
6G-6MIX	7100-16255	3/8	9.5	5/8-18	5/8	5/8	2.75	69.9	1.65	42.0	.20
6G-7MIX	7100-16265	3/8	9.5	11/16-18	5/8	11/16	2.76	70.0	1.66	42.1	.21
8G-6MIX	7100-06275	1/2	12.7	5/8-18	13/16	5/8	3.13	79.5	1.65	42.0	.29
8G-8MIX	7100-06285	1/2	12.7	3/4-18	13/16	3/4	3.30	83.8	1.82	46.3	.32
10G-10MIX	7100-06295	5/8	15.9	7/8-18	15/16	7/8	3.92	99.5	2.44	62.0	.43

SAE Male Inverted Swivel - 45° Bent Tube



Descr.	Prod. No.	⌀		🌀	H2	T		L		C		Weight (Lbs.)
		"	mm			"	mm	"	mm	"	mm	
4G-3MIX45-018	7100-16275	1/4	6.4	3/8-24	3/8	.69	17.5	2.67	67.9	1.65	41.9	.10
6G-4MIX45	7100-16305	3/8	9.5	7/16-24	7/16	1.00	25.4	3.17	80.5	2.07	52.6	.17
6G-5MIX45	7100-16315	3/8	9.5	1/2-20	1/2	1.00	25.4	3.13	79.5	2.03	51.6	.18
6G-6MIX45	7100-16325	3/8	9.5	5/8-18	5/8	1.00	25.4	3.32	84.3	2.22	56.4	.22
6G-7MIX45	7100-16335	3/8	9.5	11/16-18	11/16	1.00	25.4	3.39	86.0	2.29	58.1	.23
8G-8MIX45	7100-16345	1/2	12.7	3/4-18	3/4	1.14	29.0	4.17	106.0	2.70	68.5	.41
10G-10MIX45	7100-16435	5/8	15.9	7/8-18	7/8	1.38	35.1	2.33	59.2	1.31	33.2	.46

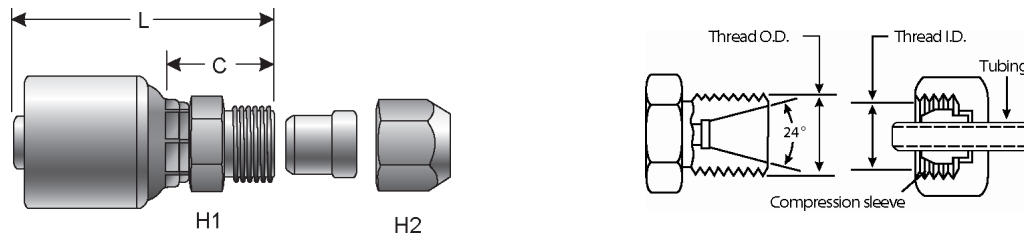
SAE Male Inverted Swivel - 90° Bent Tube



Descr.	Prod. No.	⌀		🌀	H2	T		L		C		Weight (Lbs.)
		"	mm			"	mm	"	mm	"	mm	
4G-4MIX90	7100-16355	1/4	6.4	7/16-24	7/16	1.38	35.1	2.33	59.2	1.31	33.2	.14
4G-5MIX90	7100-16365	1/4	6.4	1/2-20	1/2	1.38	35.1	2.46	62.5	1.44	36.5	.15
5G-6MIX90-035	7100-16385	5/16	7.9	5/8-18	5/8	1.38	35.1	2.78	70.5	1.67	42.5	.20
6G-4MIX90	7100-16395	3/8	9.5	7/16-24	7/16	1.38	35.1	2.44	62.0	1.34	34.1	.17
6G-5MIX90	7100-16405	3/8	9.5	1/2-20	1/2	1.38	35.1	2.50	63.5	1.40	35.6	.18
6G-6MIX90	7100-16415	3/8	9.5	5/8-18	5/8	1.38	35.1	2.80	71.0	1.70	43.1	.22
6G-7MIX90	7100-16425	3/8	9.5	11/16-18	11/16	1.38	35.1	2.80	71.0	1.70	43.1	.23
8G-8MIX90	7100-06435	1/2	12.7	3/4-18	3/4	1.64	41.7	3.29	83.5	1.81	46.0	.45
10G-10MIX90	7100-06335	5/8	15.9	7/8-18	7/8	1.81	46.0	3.89	98.7	2.41	61.3	.48

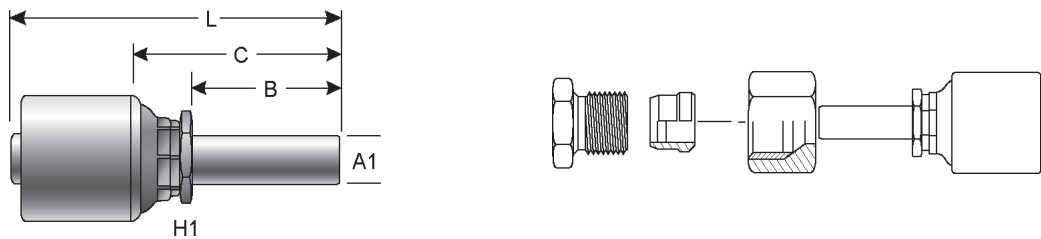
- HOSE
- HOSE/CPLG. SELECTION
- G8K COUPLINGS
- GLOBALSPIRAL COUPLINGS
- PCM / PCS FERRULES
- MEGACRIMP COUPLINGS**
- STAINLESS STEEL
- POWER CRIMP COUPLINGS
- LOC. GL AND GLP COUPLINGS
- POLARSEAL COUPLINGS
- POLARSEAL II COUPLINGS
- C14 COUPLINGS
- PCTS THERMOPLASTIC COUPLINGS
- FIELD ATTACHABLE G1 & G2 COUPLINGS
- FIELD ATTACHABLE C5 & C5E COUPLINGS
- SURELOK AIR BRAKE COUPLINGS
- ADAPTERS
- QUICK DISCONNECT COUPLERS
- LIVE SWIVEL
- BALL VALVES
- ACCESSORIES
- EQUIPMENT AND PARTS

SAE Male Flareless Assembly



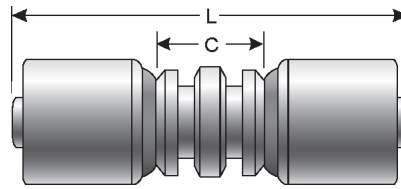
Descr.	Prod. No.	⌀		H1	H2	L		C		Weight (Lbs.)		
		"	mm			"	mm	"	mm			
STAINLESS STEEL	4G-4MFA	7100-16445	1/4	6.4	7/16-20	1/2	9/16	2.09	53.0	1.06	27.0	.15
	4G-5MFA	7100-16455	1/4	6.4	1/2-20	1/2	5/8	1.97	50.0	.94	24.0	.15
POWER CRIMP COUPLINGS	5G-5MFA	7100-16515	5/16	7.9	1/2-20	5/8	5/8	2.13	54.0	1.02	26.0	.19
	5G-6MFA	7100-16505	5/16	7.9	9/16-18	5/8	11/16	2.21	56.1	1.11	28.1	.20
LOC. GL AND GLP COUPLINGS	6G-4MFA	7100-16465	3/8	9.5	7/16-20	5/8	9/16	2.17	55.0	1.07	27.1	.18
	6G-5MFA	7100-16475	3/8	9.5	1/2-20	5/8	5/8	2.17	55.0	1.07	27.1	.18
POLARSEAL COUPLINGS	6G-6MFA	7100-16485	3/8	9.5	9/16-18	5/8	11/16	2.20	56.0	1.11	28.1	.18
	6G-8MFA	7100-16495	3/8	9.5	3/4-16	3/4	7/8	2.40	61.0	1.30	33.1	.26
POLARSEAL II COUPLINGS	8G-8MFA	7100-06505	1/2	12.7	3/4-16	13/16	7/8	2.78	70.5	1.30	33.0	.34
	8G-10MFA	7100-06515	1/2	12.7	7/8-14	1	2.83	72.0	1.36	34.5	.39	
C14 COUPLINGS	12G-12MFA	7100-06525	3/4	19.1	1 1/16-12	1 1/16	1 1/4	3.54	90.0	1.54	39.0	.75
	16G-16MFA	7100-06535	1	25.4	1 5/16-12	1 3/8	1 1/2	3.94	100.0	1.70	43.2	1.06

North American Stand Pipe



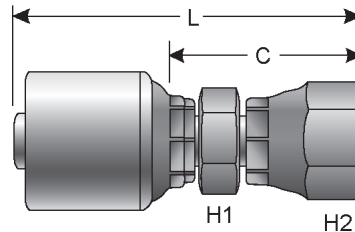
Descr.	Prod. No.	⌀		H1	L		C		B		A1	Weight (Lbs.)	
		"	mm		"	mm	"	mm	"	mm			
SURELOK AIR BRAKE COUPLINGS	4G-4NASP	7100-08305	1/4	6.4	1/2	2.26	57.5	1.24	31.5	.88	22.4	1/4	.10
	6G-6NASP	7100-08335	3/8	9.5	5/8	2.34	59.5	1.24	31.6	.88	22.4	3/8	.13
ADAPTERS	8G-8NASP	7100-08365	1/2	12.7	13/16	2.87	73.0	1.40	35.5	1.00	25.4	1/2	.23
	12G-12NASP	7100-08435	3/4	19.1	1 1/16	3.58	91.0	1.57	40.0	1.16	29.5	3/4	.47
QUICK DISCONNECT COUPLERS	16G-16NASP	7100-08465	1	25.4	1 7/16	3.86	98.0	1.62	41.2	1.12	28.4	1	.89

Hose Length Extender



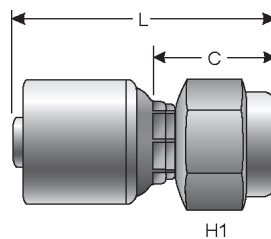
Descr.	Prod. No.	⊖		L		C		Weight (Lbs.)
		"	mm	"	mm	"	mm	
20G-20HLE	7101-50705	1 1/4	31.8	5.96	151.5	1.32	33.5	2.23

Female Air Brake Swivel



Descr.	Prod. No.	⊖		🌀	H1	H2	L		C		Weight (Lbs.)
		"	mm				"	mm	"	mm	
6G-6FABX	7100-13095	3/8	9.5	3/4-20	3/4	7/8	2.41	61.2	1.31	33.3	.25
8G-6FABX	7100-13105	1/2	12.7	3/4-20	13/16	7/8	2.74	69.7	1.27	32.2	.30
8G-8FABX	7100-13125	1/2	12.7	7/8-20	13/16	1 1/16	3.02	76.7	1.54	39.2	.40

Female Grease

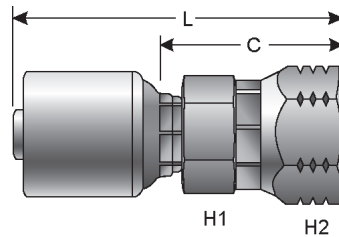


Descr.	Prod. No.	⊖		🌀	H1	L		C		Weight (Lbs.)
		"	mm			"	mm	"	mm	
4G-8FG	7100-09605	1/4	6.4	1/2-27	11/16	1.87	47.5	.85	21.5	.13
6G-8FG	7100-09615	3/8	9.5	1/2-27	11/16	1.93	49.1	.83	21.2	.15

- HOSE
- HOSE/CPLG. SELECTION
- G8K COUPLINGS
- GLOBALSPIRAL COUPLINGS
- PCM / PCS FERRULES
- MEGACRIMP COUPLINGS**
- STAINLESS STEEL
- POWER CRIMP COUPLINGS
- LOC. GL AND GLP COUPLINGS
- POLARSEAL COUPLINGS
- POLARSEAL II COUPLINGS
- C14 COUPLINGS
- PCTS THERMOPLASTIC COUPLINGS
- FIELD ATTACHABLE G1 & G2 COUPLINGS
- FIELD ATTACHABLE C5 & C5E COUPLINGS
- SURELOK AIR BRAKE COUPLINGS
- ADAPTERS
- QUICK DISCONNECT COUPLERS
- LIVE SWIVEL
- BALL VALVES
- ACCESSORIES
- EQUIPMENT AND PARTS

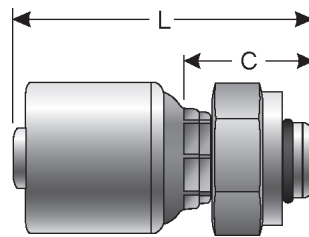
HOSE
HOSE/CPLG. SELECTION
G8K COUPLINGS
GLOBALSPIRAL COUPLINGS
PCM / PCS FERRULES
MEGACRIMP COUPLINGS
STAINLESS STEEL
POWER CRIMP COUPLINGS
LOC, GL AND GLP COUPLINGS
POLARSEAL COUPLINGS
POLARSEAL II COUPLINGS
C14 COUPLINGS
PCTS THERMOPLASTIC COUPLINGS
FIELD ATTACHABLE G1 & G2 COUPLINGS
FIELD ATTACHABLE C5 & C5E COUPLINGS
SURELOK AIR BRAKE COUPLINGS
ADAPTERS
QUICK DISCONNECT COUPLERS
LIVE SWIVEL
BALL VALVES
ACCESSORIES
EQUIPMENT AND PARTS

Female Parker Triple Thread Flare



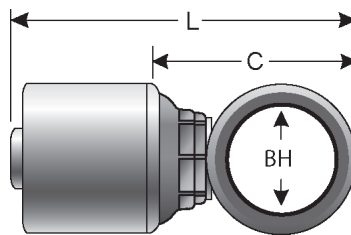
Descr.	Prod. No.	⊖		🌀	H1	H2	L		C		Weight (Lbs.)
		"	mm				"	mm	"	mm	
16G-16FZX	7100-00015	1	25.4	1.5/16-14	1 3/8	1 1/2	3.98	101.0	1.74	44.3	.11

Pressure Wash Swivel



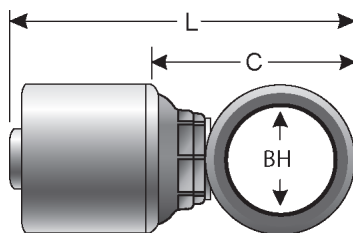
Descr.	Prod. No.	⊖		🌀	L		C		Weight (Lbs.)
		"	mm		"	mm	"	mm	
4G-6PWX	7100-02905	1/4	6.4	M22X1.5	2.52	64.0	1.50	38.0	.25
6G-6PWX	7100-02915	3/8	9.5	M22X1.5	2.60	66.0	1.50	38.1	.27

International Thread British Std Pipe Banjo



Descr.	Prod. No.	⊖		L		C		BH	Weight (Lbs.)
		"	mm	"	mm	"	mm	mm	
4G-4BSPBJ	7100-92565	1/4	6.4	2.10	53.4	1.19	30.3	13.2	.16
6G-6BSPBJ	7100-92575	3/8	9.5	2.20	55.8	1.30	32.4	16.8	.21
8G-8BSPBJ	7100-92925	1/2	12.7	2.80	70.7	1.50	38.2	21.0	.30
12G-12BSPBJ	7100-99815	3/4	19.1	3.73	94.7	1.72	43.7	26.5	.69

International Thread Metric 7642 DIN Banjo



Descr.	Prod. No.	⌀		L		C		BH	Weight (Lbs.)
		"	mm	"	mm	"	mm	mm	
4G-12DBJ	7100-91195	1/4	6.4	2.03	51.4	1.11	28.3	12.1	.11
6G-12DBJ	7100-98125	3/8	9.5	2.20	56.0	1.11	28.1	12.1	.15
6G-14DBJ	7100-91275	3/8	9.5	2.30	58.3	1.20	30.4	14.1	.17
6G-16DBJ	7100-91285	3/8	9.5	2.20	55.8	1.27	32.4	16.1	.15
6G-18DBJ	7100-91295	3/8	9.5	2.28	57.8	1.35	34.4	18.1	.17
8G-18DBJ	7100-91305	1/2	12.7	2.64	67.2	1.37	34.7	18.1	.17
10G-22DBJ	7100-99725	5/8	15.9	3.00	76.2	1.52	38.6	22.1	1.00
12G-26DBJ	7100-93895	3/4	19.1	3.73	94.7	1.72	43.7	26.1	.68
16G-30DBJ	7100-94995	1	25.4	4.30	109.2	2.06	52.4	30.1	1.18

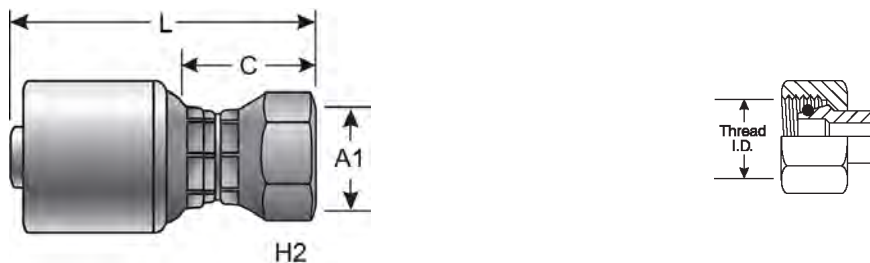
Male DIN 24° Cone - Light Series



Descr.	Prod. No.	⌀		H1	L		C		A1	Weight (Lbs.)	
		"	mm		"	mm	"	mm			mm
4G-6MDL	7100-92685	1/4	6.4	M12X1.5	14	1.69	42.9	.78	19.8	6.0	.10
4G-8MDL	7100-14835	1/4	6.4	M14X1.5	17	1.97	50.0	.94	24.0	8.0	.14
4G-10MDL	7100-14845	1/4	6.4	M16X1.5	17	2.01	51.0	.98	25.0	10.0	.13
6G-10MDL	7100-14865	3/8	9.5	M16X1.5	17	2.07	52.5	.97	24.6	10.0	.18
6G-12MDL	7100-14875	3/8	9.5	M18X1.5	19	2.07	52.5	.97	24.6	12.0	.19
6G-15MDL	7100-92695	3/8	9.5	M22X1.5	24	1.86	47.3	.94	23.9	15.0	.15
8G-15MDL	7100-04885	1/2	12.7	M22X1.5	24	2.56	65.0	1.08	27.5	15.0	.36
10G-18MDL	7100-99685	5/8	15.9	M26X1.5	27	2.52	64.0	1.04	26.5	18	.34
10G-22MDL	7100-04935	5/8	15.9	M30X2.0	32	2.75	69.8	1.27	32.3	22.0	.46
12G-18MDL	7100-25085	3/4	19.1	M26X1.5	27	3.07	78.0	1.06	27.0	18	.53
12G-22MDL	7100-25075	3/4	19.1	M30X2.0	32	3.15	80.0	1.14	29.0	22	.61
16G-28MDL	7100-04915	1	25.4	M36X2.0	41	3.70	94.0	1.46	37.2	28.0	1.09
20G-35MDL	7100-04925	1 1/4	31.8	M45X2.0	46	3.92	99.5	1.59	40.5	35.0	1.41

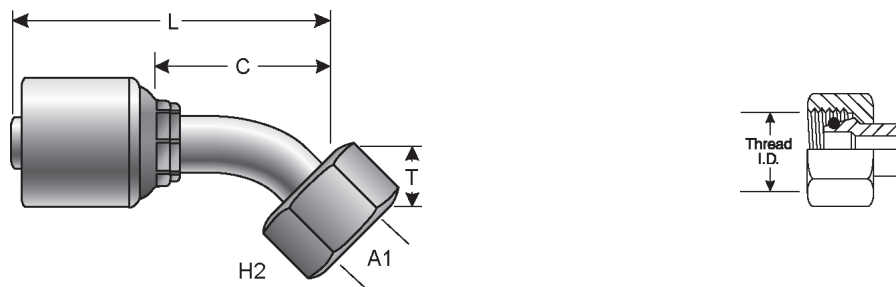
- HOSE
- HOSE/CPLG. SELECTION
- G8K COUPLINGS
- GLOBALSPIRAL COUPLINGS
- PCM / PCS FERRULES
- MEGACRIMP COUPLINGS**
- STAINLESS STEEL
- POWER CRIMP COUPLINGS
- LOC. GL AND GLP COUPLINGS
- POLARSEAL COUPLINGS
- POLARSEAL II COUPLINGS
- C14 COUPLINGS
- PCTS THERMOPLASTIC COUPLINGS
- FIELD ATTACHABLE G1 & G2 COUPLINGS
- FIELD ATTACHABLE C5 & C5E COUPLINGS
- SURELOK AIR BRAKE COUPLINGS
- ADAPTERS
- QUICK DISCONNECT COUPLERS
- LIVE SWIVEL
- BALL VALVES
- ACCESSORIES
- EQUIPMENT AND PARTS

Female DIN 24° Cone Swivel - Light Series with O-Ring



Descr.	Prod. No.	⊖		H2	L		C		A1	Weight (Lbs.)		
		"	mm		"	mm	"	mm			"	mm
STAINLESS STEEL	4G-6FDLORX	7100-95665	1/4	6.4	M12X1.5	14	2.04	51.8	1.13	28.8	6.0	.12
	4G-8FDLORX	7100-95685	1/4	6.4	M14X1.5	17	2.19	55.7	1.17	29.7	8.0	.15
	4G-10FDLORX	7100-95705	1/4	6.4	M16X1.5	19	2.18	55.3	1.15	29.3	10.0	.15
POWER CRIMP COUPLINGS	4G-12FDLORX	7100-25395	1/4	6.4	M20X1.5	22	2.19	55.7	1.17	29.7	12.0	.20
	5G-10FDLORX	7100-92015	5/16	7.9	M16X1.5	19	2.12	53.9	1.17	29.7	10.0	.18
	5G-12FDLORX	7100-92035	5/16	7.9	M18X1.5	22	2.30	58.5	1.18	30.0	12.0	.20
LOC, GL AND GLP COUPLINGS	6G-10FDLORX	7100-96065	3/8	9.5	M16X1.5	19	2.25	57.1	1.07	27.1	10	.20
	6G-12FDLORX	7100-96085	3/8	9.5	M18X1.5	22	2.19	55.5	1.09	27.7	12.0	.20
	6G-14FDLORX	7100-96105	3/8	9.5	M20X1.5	24	2.38	60.4	1.85	30.1	14	.24
POLARSEAL COUPLINGS	6G-15FDLORX	7100-96115	3/8	9.5	M22X1.5	27	2.23	56.7	1.03	26.1	15	.26
	8G-15FDLORX	7100-96425	1/2	12.7	M22X1.5	27	2.64	67.0	1.16	29.5	15	.35
	8G-18FDLORX	7100-96445	1/2	12.7	M26X1.5	32	2.67	67.9	1.08	27.5	18	.54
POLARSEAL II COUPLINGS	10G-18FDLORX	7100-99535	5/8	15.9	M26X1.5	32	2.67	67.8	1.16	29.5	18	.42
	12G-18FDLORX	7100-99935	3/4	19.1	M26X1.5	32	3.30	83.8	1.20	30.5	18	.61
	12G-22FDLORX	7100-99955	3/4	19.1	M30X2.0	36	3.38	85.8	1.28	32.5	22	.70
C14 COUPLINGS	16G-28FDLORX	7100-92205	1	25.4	M36X2.0	41	3.21	81.6	1.45	36.7	28.0	1.06
	20G-35FDLORX	7100-92215	1 1/4	31.8	M45X2.0	50	3.56	90.4	1.74	44.1	35.0	1.56
	20G-42FDLORX	7100-95305	1 1/4	31.8	M52X2.0	60	4.25	108.0	1.93	49.0	42.0	2.00

Female DIN 24° Cone Swivel - Light Series with O-Ring - 45° Bent Tube

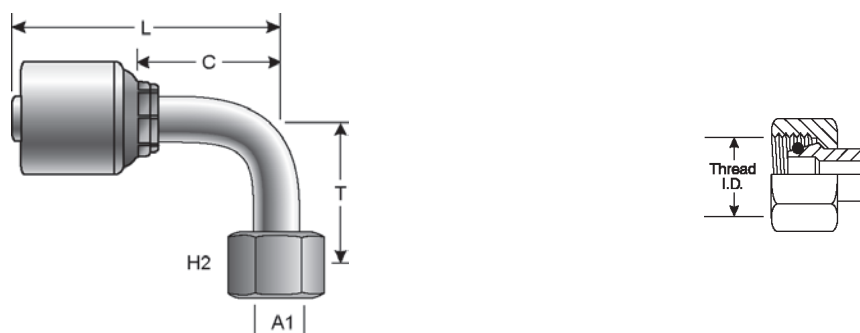


Descr.	Prod. No.	⊖		H2	T		L		C		A1	Weight (Lbs.)		
		"	mm		"	mm	"	mm	"	mm			"	mm
LIVE SWIVEL	4G-8FDLORX45	7100-95755	1/4	6.4	M14X1.5	19	.64	16.2	2.46	62.6	1.44	36.5	8.0	.15
	4G-10FDLORX45	7100-95775	1/4	6.4	M16X1.5	19	.70	17.9	2.54	64.4	1.51	38.3	10.0	.17
BALL VALVES	5G-10FDLORX45	7100-91895	5/16	7.9	M16X1.5	19	.67	17.1	2.50	63.4	1.55	39.3	10.0	.20
	6G-10FDLORX45	7100-96135	3/8	9.5	M16X1.5	19	.73	18.6	2.67	68.5	1.59	40.5	10	.20
	6G-12FDLORX45	7100-96155	3/8	9.5	M18X1.5	22	.74	18.9	2.71	68.8	1.61	40.9	12	.22
ACCESSORIES	6G-15FDLORX45	7100-96175	3/8	9.5	M22X1.5	27	.89	22.5	2.85	72.3	1.75	44.4	15	.28
	8G-15FDLORX45	7100-96475	1/2	12.7	M22X1.5	27	.80	20.2	3.33	84.6	1.85	47.0	15	.34
	8G-18FDLORX45	7100-96495	1/2	12.7	M26X1.5	32	1.06	26.9	3.74	94.9	2.25	57.2	18	.36

Female DIN 24° Cone Swivel - Light Series with O-Ring - 45° Bent Tube - Continued

Descr.	Prod. No.	⊖		🌀	H2	T		L		C		A1	Weight (Lbs.)
		"	mm			"	mm	"	mm	"	mm		
10G-18FDLORX45	7100-99545	5/8	15.9	M26X1.5	32	.98	24.8	3.68	93.5	2.21	56.2	18	.49
12G-22FDLORX45	7100-96715	3/4	19.1	M30X2.0	36	1.17	29.8	4.12	104.6	2.60	66.1	22	.80
16G-28FDLORX45	7100-92325	1	25.4	M36X2.0	41	1.21	30.9	4.87	123.7	3.10	78.8	28.0	1.24
20G-35FDLORX45	7100-92335	1 1/4	31.8	M45X2.0	50	1.48	37.5	5.48	139.3	3.68	93.4	35.0	1.90

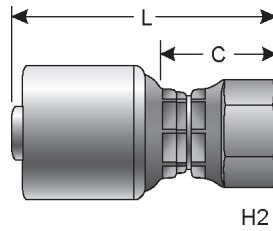
Female DIN 24° Cone Swivel - Light Series with O-Ring - 90° Bent Tube



Descr.	Prod. No.	⊖		🌀	H2	T		L		C		A1	Weight (Lbs.)
		"	mm			"	mm	"	mm	"	mm		
4G-6FDLORX90	7100-95825	1/4	6.4	M12X1.5	14	1.38	35.0	2.27	57.6	1.24	31.5	6.0	.14
4G-8FDLORX90	7100-95845	1/4	6.4	M14X1.5	17	1.38	35.0	2.36	60.0	1.34	34.0	8.0	.12
4G-10FDLORX90	7100-95865	1/4	6.4	M16X1.5	19	1.44	36.5	2.27	57.6	1.24	31.5	10.0	.17
5G-10FDLORX90	7100-91725	5/16	7.9	M16X1.5	19	1.44	36.5	2.31	58.6	1.35	34.4	10.0	.21
6G-10FDLORX90	7100-96195	3/8	9.5	M16X1.5	19	1.44	36.6	2.37	60.2	1.27	32.3	10	.21
6G-12FDLORX90	7100-96215	3/8	9.5	M18X1.5	22	1.46	37.0	2.37	60.1	1.27	32.2	12	.24
6G-15FDLORX90	7100-96235	3/8	9.5	M22X1.5	27	1.65	42.0	2.37	60.1	1.27	32.2	15	.29
8G-15FDLORX90	7100-96505	1/2	12.7	M22X1.5	27	1.65	42.0	3.06	77.8	1.59	40.3	15	.38
8G-18FDLORX90	7100-96525	1/2	12.7	M26X1.5	32	2.03	51.6	3.21	81.5	1.73	43.9	18	.37
10G-18FDLORX90	7100-99555	5/8	15.9	M26X1.5	32	2.03	51.5	3.35	85.1	1.88	47.8	18	.53
12G-18FDLORX90	7100-96735	3/4	19.1	M26X1.5	32	2.03	51.5	3.95	100.3	1.94	49.3	18	.73
12G-22FDLORX90	7100-96755	3/4	19.1	M30X2.0	36	2.44	62.0	4.22	107.3	2.22	56.3	22	.86
16G-28FDLORX90	7100-92445	1	25.4	M36X2.0	41	2.76	70.0	4.69	119.2	2.93	74.3	28.0	1.40
20G-35FDLORX90	7100-92455	1 1/4	31.8	M45X2.0	50	3.15	80.0	5.07	128.8	3.26	82.8	35.0	2.20

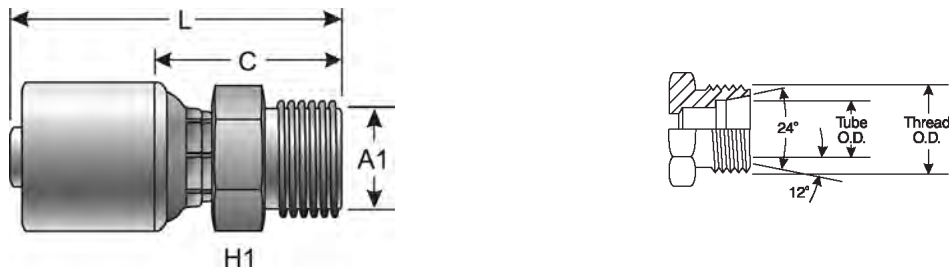
- HOSE
- HOSE/CPLG. SELECTION
- G8K COUPLINGS
- GLOBAL SPIRAL COUPLINGS
- PCM / PCS FERRULES
- MEGACRIMP COUPLINGS
- STAINLESS STEEL
- POWER CRIMP COUPLINGS
- LOC. GL AND GLP COUPLINGS
- POLARSEAL COUPLINGS
- POLARSEAL II COUPLINGS
- C14 COUPLINGS
- PCTS THERMOPLASTIC COUPLINGS
- FIELD ATTACHABLE G1 & G2 COUPLINGS
- FIELD ATTACHABLE C5 & C5E COUPLINGS
- SURELOK AIR BRAKE COUPLINGS
- ADAPTERS
- QUICK DISCONNECT COUPLERS
- LIVE SWIVEL
- BALL VALVES
- ACCESSORIES
- EQUIPMENT AND PARTS

Female French GAZ Swivel



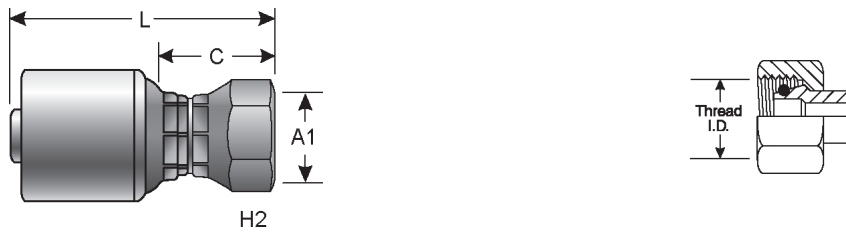
Descr.	Prod. No.	⊖		🌀	H2	L		C		Weight (Lbs.)
		"	mm			"	mm	"	mm	
8G-17FFGX	7100-96655	1/2	12.7	M24X1.5	30	2.40	61.0	.93	23.5	.39
10G-21FFGX	7100-99595	5/8	15.9	M30X1.5	36	2.34	59.5	.87	22.0	.48
12G-27FFGX	7100-25045	3/4	19.1	M36X1.5	46	2.91	74.0	.91	23.0	.67

Male DIN 24° Cone - Heavy Series



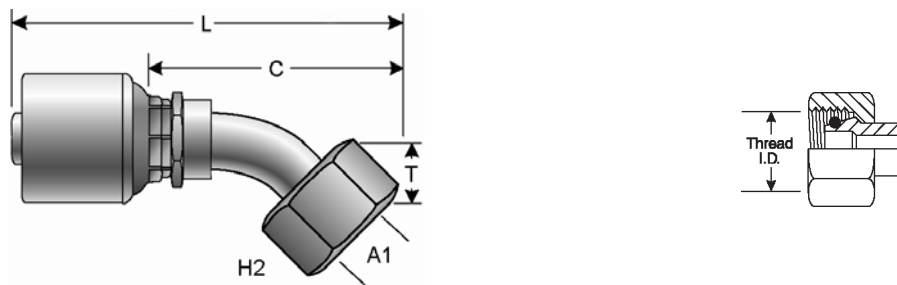
Descr.	Prod. No.	⊖		🌀	H1	L		C		A1	Weight (Lbs.)
		"	mm			"	mm	"	mm		
4G-8MDH	7100-15315	1/4	6.4	M16X1.5	17	2.09	53.0	1.06	27.0	8.0	.13
4G-10MDH	7100-15325	1/4	6.4	M18X1.5	19	2.07	52.5	1.04	26.5	10.0	.15
5G-12MDH	7100-93015	5/16	7.9	M20X1.5	22	2.04	51.9	1.09	27.8	12.0	.15
6G-10MDH	7100-15345	3/8	9.5	M18X1.5	19	2.17	55.0	1.07	27.1	10.0	.21
6G-12MDH	7100-15355	3/8	9.5	M20X1.5	24	2.26	57.5	1.17	29.6	12.0	.21
6G-14MDH	7100-15365	3/8	9.5	M22X1.5	24	2.34	59.5	1.24	31.6	14.0	.23
8G-12MDH	7100-94815	1/2	12.7	M20X1.5	24	2.42	61.5	1.14	29.0	12.0	.30
8G-16MDH	7100-05375	1/2	12.7	M24X1.5	27	2.72	69.0	1.24	31.5	16.0	.29
10G-20MDH	7100-99675	5/8	15.9	M30X2.0	32	2.87	73.0	1.40	35.5	20	.48
12G-20MDH	7100-25055	3/4	19.1	M30X2.0	32	3.43	87.0	1.42	36.0	20	.55
12G-25MDH	7100-25065	3/4	19.1	M36X2.0	41	3.58	91.0	1.58	40.0	25	.78
16G-30MDH	7100-92535	1	25.4	M42X2.0	46	3.48	88.3	1.67	42.4	30.0	1.06
20G-38MDH	7100-92545	1 1/4	31.8	M52X2.0	55	3.72	94.4	1.93	49.1	38.0	1.85

Female DIN 24° Cone Swivel - Heavy Series with O-Ring



Descr.	Prod. No.	⌀		H2	L		C		A1	Weight (Lbs.)	
		"	mm		"	mm	"	mm			mm
4G-8FDHORX	7100-95675	1/4	6.4	M16X1.5	19	2.14	54.4	1.12	28.4	8.0	.15
4G-10FDHORX	7100-95695	1/4	6.4	M18X1.5	22	2.18	55.3	1.15	29.3	10.0	.18
4G-12FDHORX	7100-25405	1/4	6.4	M20X1.5	24	2.19	55.7	1.17	29.7	12.0	.20
5G-12FDHORX	7100-92045	5/16	7.9	M20X1.5	24	2.28	58.0	1.18	30.0	12.0	.23
5G-14FDHORX	7100-94835	5/16	7.9	M22X1.5	27	2.11	53.6	1.18	30.0	14.0	.29
6G-10FDHORX	7100-96055	3/8	9.5	M18X1.5	22	2.17	55.0	1.07	27.1	10	.20
6G-12FDHORX	7100-96075	3/8	9.5	M20X1.5	24	2.19	55.5	1.09	27.6	12	.25
6G-14FDHORX	7100-96095	3/8	9.5	M22X1.5	27	2.28	58.0	1.85	30.1	14	.28
8G-12FDHORX	7100-93335	1/2	12.7	M20X1.5	24	2.76	70.2	1.29	32.7	12.0	.32
8G-14FDHORX	7100-96415	1/2	12.7	M22X1.5	27	2.68	68.0	1.20	30.5	14	.33
8G-16FDHORX	7100-96435	1/2	12.7	M24X1.5	30	2.61	66.4	1.32	33.5	16.0	.40
8G-20FDHORX	7100-96455	1/2	12.7	M30X2.0	36	2.79	70.9	1.50	38.1	20	.54
10G-16FDHORX	7100-99525	5/8	15.9	M24X1.5	30	2.80	71.0	1.32	33.5	16	.45
10G-20FDHORX	7100-99565	5/8	15.9	M30X2.0	36	2.87	73.0	1.40	35.5	20	.57
12G-20FDHORX	7100-99945	3/4	19.1	M30X2.0	36	3.52	89.5	1.52	38.5	20	.75
12G-25FDHORX	7100-99965	3/4	19.1	M36X2.0	46	3.54	90.0	1.54	39.0	25	1.06
16G-25FDHORX	7100-93215	1	25.4	M36X2.0	46	4.04	102.5	1.80	45.7	25.0	1.35
16G-30FDHORX	7100-92235	1	25.4	M42X2.0	50	3.70	94.1	1.94	49.2	30.0	1.44
20G-38FDHORX	7100-92245	1 1/4	31.8	M52X2.0	60	4.10	104.1	2.28	57.8	38.0	2.17

Female DIN 24° Cone Swivel - Heavy Series with O-Ring - 45° Bent Tube



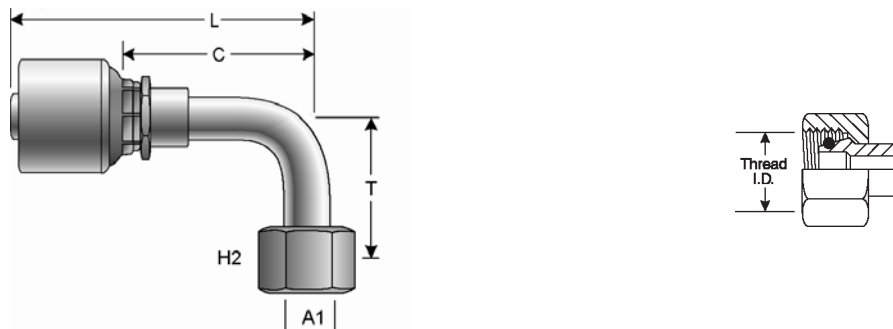
Descr.	Prod. No.	⌀		H2	T	L		C		A1	Weight (Lbs.)		
		"	mm			"	mm	"	mm			mm	
4G-8FDHORX45	7100-95745	1/4	6.4	M16X1.5	19	.64	16.2	2.46	62.6	1.44	36.5	8.0	.16
4G-10FDHORX45	7100-95765	1/4	6.4	M18X1.5	22	.70	17.9	2.54	64.4	1.51	38.3	7.9	.17
6G-10FDHORX45	7100-96125	3/8	9.5	M18X1.5	22	.73	18.6	2.70	68.5	1.59	40.5	10.9	.25
6G-12FDHORX45	7100-96145	3/8	9.5	M20X1.5	24	.74	18.9	2.71	68.8	1.61	40.9	12	.26
6G-14FDHORX45	7100-96165	3/8	9.5	M22X1.5	27	.83	21.0	2.79	70.9	1.69	43.0	14	.30
8G-14FDHORX45	7100-96465	1/2	12.7	M22X1.5	27	1.07	27.1	3.59	91.3	2.12	53.9	14	.30
8G-16FDHORX45	7100-96485	1/2	12.7	M24X1.5	30	.85	21.6	3.38	85.9	1.91	48.4	16	.35
10G-20FDHORX45	7100-99575	5/8	15.9	M30X2.0	36	.98	24.9	3.67	93.1	2.20	55.8	20	.62

- HOSE
- HOSE/CPLG. SELECTION
- G8K COUPLINGS
- GLOBAL SPIRAL COUPLINGS
- PCM / PCS FERRULES
- MEGACRIMP COUPLINGS
- STAINLESS STEEL
- POWER CRIMP COUPLINGS
- LOC. GL AND GLP COUPLINGS
- POLARSEAL COUPLINGS
- POLARSEAL II COUPLINGS
- C14 COUPLINGS
- PCTS THERMOPLASTIC COUPLINGS
- FIELD ATTACHABLE G1 & G2 COUPLINGS
- FIELD ATTACHABLE C5 & C5E COUPLINGS
- SURELOK AIR BRAKE COUPLINGS
- ADAPTERS
- QUICK DISCONNECT COUPLERS
- LIVE SWIVEL
- BALL VALVES
- ACCESSORIES
- EQUIPMENT AND PARTS

Female DIN 24° Cone Swivel - Heavy Series with O-Ring - 45° Bent Tube - Continued

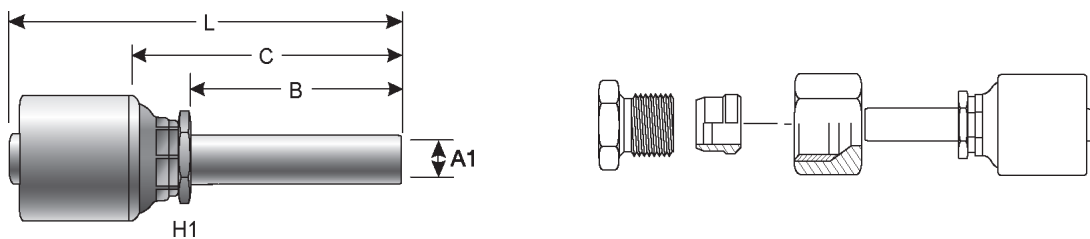
Descr.	Prod. No.	⊖		M	H2	T		L		C		A1	Weight (Lbs.)
		"	mm			"	mm	"	mm	"	mm		
12G-20FDHORX45	7100-96705	3/4	19.1	M30X2.0	36	.98	24.9	4.31	109.4	2.30	58.4	20	.82
12G-25FDHORX45	7100-96725	3/4	19.1	M36X2.0	46	1.23	31.2	4.67	118.6	2.66	67.6	25	1.15

Female DIN 24° Cone Swivel - Heavy Series with O-Ring - 90° Bent Tube



Descr.	Prod. No.	⊖		M	H2	T		L		C		A1	Weight (Lbs.)
		"	mm			"	mm	"	mm	"	mm		
4G-8FDHORX90	7100-95835	1/4	6.4	M16X1.5	19	1.38	35.0	2.36	60.0	1.34	34.0	8.0	.19
4G-10FDHORX90	7100-95855	1/4	6.4	M18X1.5	22	1.44	36.5	2.27	57.6	1.24	31.5	10.0	.20
5G-12FDHORX90	7100-91755	5/16	7.9	M20X1.5	24	1.46	37.0	2.32	59.0	1.22	31.0	12.0	.26
5G-14FDHORX90	7100-94845	5/16	7.9	M22X1.5	27	1.57	40.0	2.15	54.6	1.22	31.0	14.0	.31
6G-10FDHORX90	7100-96185	3/8	9.5	M18X1.5	22	1.44	36.5	2.37	60.1	1.27	32.2	10	.24
6G-12FDHORX90	7100-96205	3/8	9.5	M20X1.5	24	1.46	37.0	2.37	60.1	1.27	32.2	12	.26
6G-14FDHORX90	7100-96225	3/8	9.5	M22X1.5	27	1.57	40.0	2.37	60.3	1.28	32.4	14	.31
8G-14FDHORX90	7100-13005	1/2	12.7	M22X1.5	27	2.01	51.0	3.11	79.0	1.64	41.6	14.0	.64
8G-16FDHORX90	7100-96515	1/2	12.7	M24X1.5	30	1.73	44.0	3.06	77.8	1.59	40.3	16	.46
10G-20FDHORX90	7100-99585	5/8	15.9	M30X2.0	36	2.01	51.0	3.31	84.1	1.84	46.8	20	.66
10G-25FDHORX90	7100-99605	5/8	15.9	M36X2.0	46	2.52	64.0	3.31	84.1	1.84	46.8	25	.66
12G-20FDHORX90	7100-96745	3/4	19.1	M30X2.0	36	2.01	51.0	3.95	100.3	1.94	49.3	20	.89
12G-25FDHORX90	7100-96765	3/4	19.1	M36X2.0	46	2.52	64.0	4.22	107.3	2.22	56.3	25	1.20
16G-25FDHORX90	7100-94925	1	25.4	M36X2.0	46	2.99	76.0	5.43	137.8	3.19	81.0	25.0	1.80

Metric Light Stand Pipe

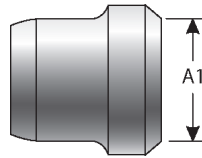


Descr.	Prod. No.	⊖		H1	L	C		B		A1	Weight (Lbs.)	
		"	mm			"	mm	"	mm			
4G-6MSP	7100-93355	1/4	6.4	1/2	2.46	62.5	1.44	36.5	.87	22.0	6.0	.10

Metric Light Stand Pipe - Continued

Descr.	Prod. No.	⊖		H1	L		C		B		A1	Weight (Lbs.)
		"	mm		"	mm	"	mm	"	mm		
4G-8MSP	7100-93365	1/4	6.4	1/2	2.46	62.5	1.44	36.5	.87	22.0	8.0	.11
4G-10MSP	7100-93375	1/4	6.4	1/2	2.54	64.5	1.52	38.5	.87	22.0	10.0	.12
6G-10MSP	7100-90325	3/8	9.5	5/8	2.62	66.5	1.52	38.6	.91	23.0	10.0	.26
6G-12MSP	7100-90005	3/8	9.5	5/8	2.62	66.5	1.52	38.6	.91	23.0	12.0	.15
8G-15MSP	7100-90045	1/2	12.7	13/16	3.00	76.3	1.53	38.8	.98	25.0	15.0	.26
10G-18MSP	7100-99695	5/8	15.9	15/16	3.03	77.0	1.56	39.5	.98	25.0	18	.29
10G-22MSP	7100-95335	5/8	15.9	15/16	3.11	79.0	1.63	41.5	.98	25.0	22.0	.37
12G-18MSP	7100-95345	3/4	19.1	1 1/16	3.54	90.0	1.54	39.0	1.02	26.0	18.0	.45
12G-22MSP	7100-93465	3/4	19.1	1 1/16	3.67	93.2	1.66	42.2	1.10	28.0	22.0	.53
16G-28MSP	7100-95355	1	25.4	1 7/16	4.09	104.0	1.86	47.2	1.18	30.0	28.0	.45

Metric Bite Sleeve

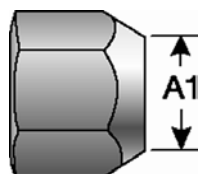


Descr.	Prod. No.	A1	Weight (Lbs.)
		mm	
6BS	7253-26815	6.0	.01
8BS	7253-26835	8.0	.23
10BS	7253-26855	10.0	.02
12BS	7253-26875	12.0	.01
14BS	7253-26895	14.0	.32
15BS	7253-26905	15.0	.01
16BS	7253-26915	16.0	.36
18BS	7253-26925	18.0	.02
20BS	7253-26935	20.0	.02
22BS	7253-26945	22.0	.02
25BS	7253-26955	25.0	.03
28BS	7253-26965	28.0	.48
30BS	7253-26975	30.0	.03
35BS	7253-26985	35.0	.05
38BS	7253-26995	38.0	.06
42BS	7253-27005	42.0	.06

- HOSE
- HOSE/CPLG. SELECTION
- G8K COUPLINGS
- GLOBAL SPIRAL COUPLINGS
- PCM / PCS FERRULES
- MEGACRIMP COUPLINGS**
- STAINLESS STEEL
- POWER CRIMP COUPLINGS
- LOC. GL AND GLP COUPLINGS
- POLARSEAL COUPLINGS
- POLARSEAL II COUPLINGS
- C14 COUPLINGS
- PCTS THERMOPLASTIC COUPLINGS
- FIELD ATTACHABLE G1 & G2 COUPLINGS
- FIELD ATTACHABLE C5 & C5E COUPLINGS
- SURELOK AIR BRAKE COUPLINGS
- ADAPTERS
- QUICK DISCONNECT COUPLERS
- LIVE SWIVEL
- BALL VALVES
- ACCESSORIES
- EQUIPMENT AND PARTS

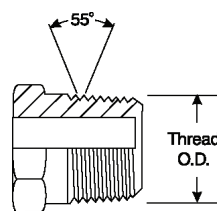
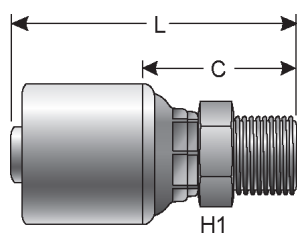
HOSE
HOSE/CPLG. SELECTION
G8K COUPLINGS
GLOBALSPIRAL COUPLINGS
PCM / PCS FERRULES
MEGACRIMP COUPLINGS
STAINLESS STEEL
POWER CRIMP COUPLINGS
LOC, GL AND GLP COUPLINGS
POLARSEAL COUPLINGS
POLARSEAL II COUPLINGS
C14 COUPLINGS
PCTS THERMOPLASTIC COUPLINGS
FIELD ATTACHABLE G1 & G2 COUPLINGS
FIELD ATTACHABLE C5 & C5E COUPLINGS
SURELOK AIR BRAKE COUPLINGS
ADAPTERS
QUICK DISCONNECT COUPLERS
LIVE SWIVEL
BALL VALVES
ACCESSORIES
EQUIPMENT AND PARTS



Metric Bite Nut



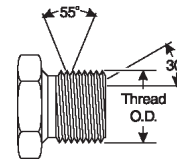
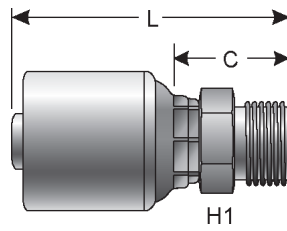
Descr.	Prod. No.		A1	Weight (Lbs.)
			mm	
6MNH	7253-27115	M14X1.5	6.0	.05
6MNL	7253-27105	M12X1.5	6.0	.13
8MNH	7253-27135	M16X1.5	8.0	.04
8MNL	7253-27125	M14X1.5	8.0	.03
10MNH	7253-27155	M18X1.5	10.0	.10
10MNL	7253-27145	M16X1.5	10.0	.05
12MNH	7253-27175	M20X1.5	12.0	.10
12MNL	7253-27165	M18X1.5	12.0	.05
14MNH	7253-27195	M22X1.5	14.0	.10
15MNL	7253-27185	M22X1.5	15.0	.05
16MNH	7253-27205	M24X1.5	16.0	.02
18MNL	7253-27215	M26X1.5	18.0	.15
20MNH	7253-27225	M30X1.5	20.0	.25
22MNL	7253-27235	M30X1.5	22.0	.20
25MNH	7253-27245	M36X1.5	25.0	.46
28MNL	7253-27255	M36X1.5	28.0	.20
30MNH	7253-27265	M42X1.5	30.0	.47
35MNL	7253-27275	M45X1.5	35.0	.30
38MNH	7253-27285	M52X1.5	38.0	.70
42MNL	7253-27295	M52X1.5	42.0	.48

Male British Standard Pipe Tapered/Japanese Tapered Thread



Descr.	Prod. No.				H1	L		C		Weight (Lbs.)
		"	mm			"	mm	"	mm	
4G-4MBSPT	7100-91075	1/4	6.4	1/4-19	14	1.89	47.9	.97	24.8	.12
6G-6MBSPT	7100-91105	3/8	9.5	3/8-19	19	1.95	49.5	1.03	26.1	.20
8G-8MBSPT	7100-91125	1/2	12.7	1/2-14	22	2.49	63.4	1.22	30.9	.32
10G-10MBSPT	7100-99645	5/8	15.9	5/8-14	24	2.76	70.0	1.28	32.5	.35
12G-12MBSPT	7100-99925	3/4	19.1	3/4-14	32	3.50	89.0	1.50	38.0	.20
16G-16MBSPT	7100-91155	1	25.4	1-11	36	3.44	87.5	1.64	41.6	.94

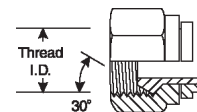
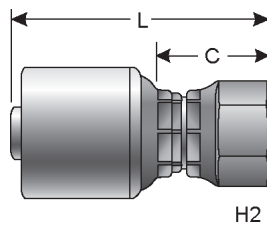
Male British Standard Parallel Pipe



Descr.	Prod. No.	⊖		🌀	H1	L		C		Weight (Lbs.)
		"	mm			"	mm	"	mm	
4G-4MBSPP	7100-15515	1/4	6.4	1/4-19	19	2.03	51.5	1.00	25.5	.17
6G-4MBSPP	7100-98255	3/8	9.5	1/4-19	19	2.05	52.0	.95	24.1	.16
6G-6MBSPP	7100-15525	3/8	9.5	3/8-19	22	2.17	55.0	1.07	27.1	.21
6G-8MBSPP	7100-15535	3/8	9.5	1/2-14	27	2.36	60.0	1.26	32.1	.25
8G-6MBSPP	7100-93245	1/2	12.7	3/8-19	22	2.30	58.5	1.02	26.0	.25
8G-8MBSPP	7100-05545	1/2	12.7	1/2-14	27	2.72	69.0	1.24	31.5	.32
10G-10MBSPP	7100-99625	5/8	15.9	5/8-14	30	2.83	72.0	1.36	34.5	.41
10G-12MBSPP	7100-99655	5/8	15.9	3/4-14	32	2.91	74.0	1.44	36.5	.48
12G-12MBSPP	7100-99905	3/4	19.1	3/4-14	32	3.54	90.0	1.54	39.0	.59
16G-16MBSPP	7100-05575	1	25.4	1-11	41	3.98	101.0	1.74	44.2	1.14
20G-20MBSPP	7100-05585	1 1/4	31.8	1 1/4-11	50	4.33	110.0	2.01	51.0	1.68

Female British Standard Parallel Pipe O-Ring Swivel

Includes O-Ring sealing in flare.

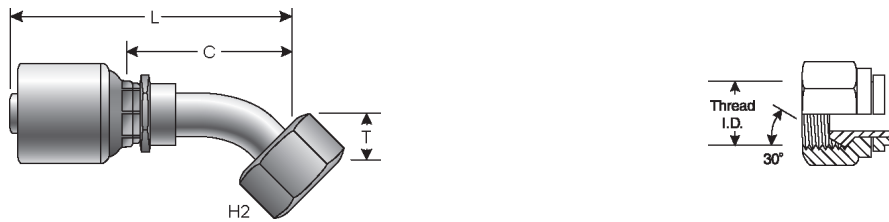



Descr.	Prod. No.	⊖		🌀	H2	L		C		Weight (Lbs.)
		"	mm			"	mm	"	mm	
4G-2FBSPX	7100-93285	1/4	6.4	1/8-28	14	1.62	41.1	.71	18.0	.10
4G-4FBSPORX	7100-95915	1/4	6.4	1/4-19	19	1.69	43.0	1.22	31.1	.15
4G-6FBSPORX	7100-95925	1/4	6.4	3/4-14	32	2.82	71.6	.81	20.6	.17
5G-6FBSPORX	7100-94195	5/16	7.9	3/8-19	22	2.13	54.0	1.02	26.0	.02
5G-8FBSPORX	7100-94205	5/16	7.9	1/2-14	27	2.16	54.8	1.06	26.8	.22
6G-6FBSPORX	7100-96295	3/8	9.5	3/8-19	22	1.74	44.1	.64	16.2	.20
6G-8FBSPORX	7100-96305	3/8	9.5	1/2-14	27	1.80	45.8	.71	17.9	.24
8G-6FBSPORX	7100-94235	1/2	12.7	3/8-19	22	2.62	66.5	1.14	29.0	.30
8G-8FBSPORX	7100-96535	1/2	12.7	1/2-14	27	2.19	55.5	.70	17.8	.30
8G-10FBSPORX	7100-96545	1/2	12.7	5/8-14	30	2.25	57.2	.78	19.8	.37
8G-12FBSPORX	7100-96555	1/2	12.7	3/4-14	32	2.32	59.0	.85	21.5	.41
10G-10FBSPORX	7100-99445	5/8	15.9	5/8-14	30	2.20	56.0	.73	18.5	.39
10G-12FBSPORX	7100-99485	5/8	15.9	3/4-14	32	2.28	58.0	.81	20.5	.43
12G-12FBSPORX	7100-99825	3/4	19.1	3/4-14	32	2.82	71.6	.81	20.6	.58
12G-16FBSPORX	7100-99835	3/4	19.1	1-11	41	2.89	73.3	.88	22.3	.85
16G-16FBSPORX	7100-94305	1	25.4	1-11	41	3.78	96.0	1.54	39.2	1.10
20G-20FBSPORX	7100-95235	1 1/4	31.8	1 1/4-11	50	3.48	88.5	1.16	29.5	1.53

- HOSE
- HOSE/CPLG. SELECTION
- G8K COUPLINGS
- GLOBAL SPIRAL COUPLINGS
- PCM / PCS FERRULES
- MEGACRIMP COUPLINGS
- STAINLESS STEEL
- POWER CRIMP COUPLINGS
- LOC. GL AND GLP COUPLINGS
- POLARSEAL COUPLINGS
- POLARSEAL II COUPLINGS
- C14 COUPLINGS
- PCTS THERMOPLASTIC COUPLINGS
- FIELD ATTACHABLE G1 & G2 COUPLINGS
- FIELD ATTACHABLE C5 & C5E COUPLINGS
- SURELOK AIR BRAKE COUPLINGS
- ADAPTERS
- QUICK DISCONNECT COUPLERS
- LIVE SWIVEL
- BALL VALVES
- ACCESSORIES
- EQUIPMENT AND PARTS

Female British Standard Parallel Pipe O-Ring Swivel - 45° Bent Tube

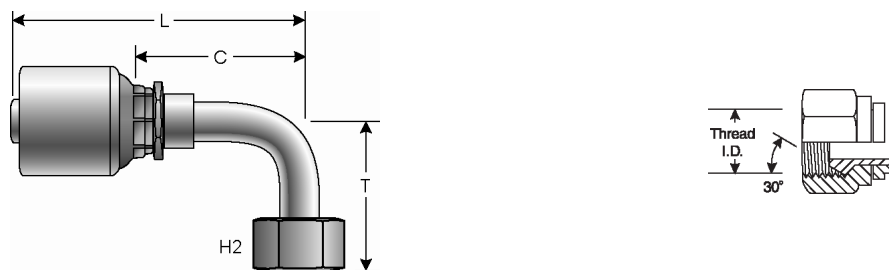
Includes O-Ring sealing in flare.




Descr.	Prod. No.	⊘			H2	T		L		C		Weight (Lbs.)
		"	mm	"	mm	"	mm	"	mm	"	mm	
4G-4FBSPORX45	7100-95935	1/4	6.4	1/4-19	19	.46	11.5	2.25	57.1	1.22	31.1	.15
6G-6FBSPORX45	7100-96315	3/8	9.5	3/8-19	22	.60	15.2	2.63	66.9	1.54	39.0	.22
6G-8FBSPORX45	7100-96325	3/8	9.5	1/2-14	22	.76	19.3	2.79	71.0	1.69	43.0	.27
8G-8FBSPORX45	7100-96565	1/2	12.7	1/2-14	27	.67	17.0	3.21	81.5	1.73	44.0	.18
8G-10FBSPORX45	7100-96575	1/2	12.7	5/8-14	30	.91	23.0	3.53	89.8	2.06	52.3	.36
10G-10FBSPORX45	7100-99455	5/8	15.9	5/8-14	30	.84	21.3	3.53	89.6	2.05	52.1	.48
10G-12FBSPORX45	7100-99495	5/8	15.9	3/4-14	32	1.27	32.2	3.92	99.5	2.44	62.0	.54
12G-12FBSPORX45	7100-96795	3/4	19.1	3/4-14	32	1.11	28.3	4.54	115.4	2.54	64.4	.56
16G-16FBSPORX45	7100-91535	1	25.4	1-11	41	1.22	30.9	4.87	123.6	3.10	78.8	1.20
20G-20FBSPORX45	7100-92715	1 1/4	31.8	1 1/4-11	50	1.48	37.5	5.50	139.6	3.68	93.4	2.20

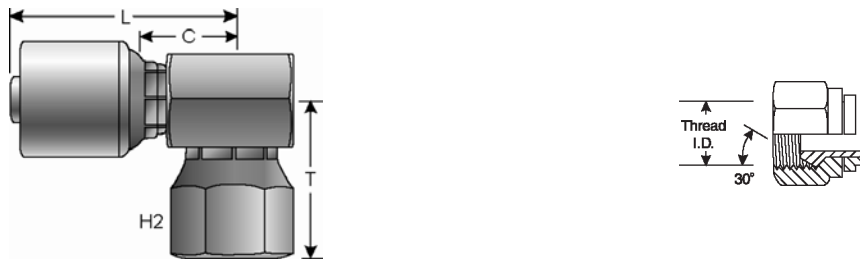
Female British Standard Parallel Pipe O-Ring Swivel - 90° Bent Tube

Includes O-Ring sealing in flare.



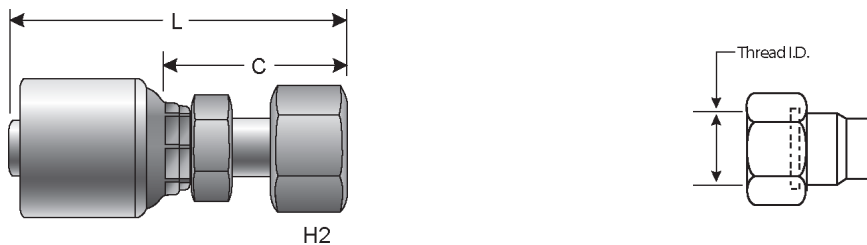
Descr.	Prod. No.	⊘			H2	T		L		C		Weight (Lbs.)
		"	mm	"	mm	"	mm	"	mm	"	mm	
4G-4FBSPORX90	7100-95955	1/4	6.4	1/4-19	19	.93	23.3	2.07	52.5	1.04	26.5	.16
6G-6FBSPORX90	7100-96335	3/8	9.5	3/8-19	22	1.26	32.0	2.44	61.9	1.34	34.0	.22
6G-8FBSPORX90	7100-96345	3/8	9.5	1/2-14	22	1.48	37.5	2.37	60.1	1.27	32.2	.28
8G-8FBSPORX90	7100-96585	1/2	12.7	1/2-14	27	1.47	37.3	3.07	78.0	1.59	40.5	.36
8G-10FBSPORX90	7100-96595	1/2	12.7	5/8-14	30	1.81	46.0	3.16	80.2	1.69	42.8	.45
10G-10FBSPORX90	7100-99465	5/8	15.9	5/8-14	30	1.81	46.0	3.31	84.1	1.84	46.6	.52
10G-12FBSPORX90	7100-99505	5/8	15.9	3/4-14	32	2.36	60.0	3.31	84.1	1.84	46.6	.58
12G-12FBSPORX90	7100-96805	3/4	19.1	3/4-14	32	2.36	60.0	4.21	107.0	2.21	56.0	.80
12G-16FBSPORX90	7100-96815	3/4	19.1	1-11	41	2.76	70.0	4.42	112.2	2.41	61.2	1.10
16G-16FBSPORX90	7100-91635	1	25.4	1-11	41	2.76	70.0	4.69	119.2	2.93	74.3	1.48
20G-20FBSPORX90	7100-91645	1 1/4	31.8	1 1/4-11	50	3.15	80.0	5.07	128.8	3.26	82.8	2.35

Female British Standard Parallel Pipe O-Ring Swivel - 90° Block



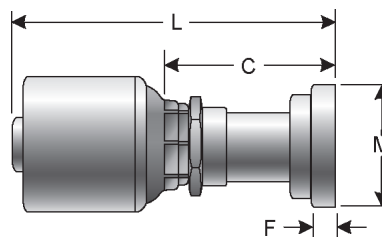
Descr.	Prod. No.	⊖		H2	T		L		C		Weight (Lbs.)	
		"	mm		"	mm	"	mm	"	mm		
4G-4FBSPORX90BL	7100-91825	1/4	6.4	1/4-19	19	.71	18.0	1.74	44.2	.72	18.2	.20
6G-6FBSPORX90BL	7100-91835	3/8	9.5	3/8-19	22	.83	21.0	1.71	43.5	.79	20.0	.35
8G-8FBSPORX90BL	7100-91845	1/2	12.7	1/2-14	27	.94	24.0	2.20	55.9	.93	23.5	.55
16G-16FBSPORX90BL	7100-92585	1	25.4	1-11	41	1.42	36.1	3.17	80.5	1.36	34.6	1.86

Female British Flat-Face Swivel



Descr.	Prod. No.	⊖		H2	L		C		Weight (Lbs.)	
		"	mm		"	mm	"	mm		
6G-6FBFFX	7100-96375	3/8	9.5	3/8-19	22	1.75	44.5	.65	16.6	.21
6G-8FBFFX	7100-96385	3/8	9.5	1/2-14	27	1.73	44.0	.63	16.1	.25
8G-8FBFFX	7100-96605	1/2	12.7	1/2-14	27	2.11	53.5	.63	16.0	.33
8G-12FBFFX	7100-96625	1/2	12.7	3/4-14	32	2.03	51.5	.55	14.0	.40
10G-12FBFFX	7100-99515	5/8	15.9	3/4-14	32	2.05	52.0	.58	14.5	.40

Komatsu O-Ring Flange - Straight



Descr.	Prod. No.	⊖		M		L		C		F		Weight (Lbs.)
		"	mm	"	mm	"	mm	"	mm	"	mm	
8G-10FLK	7100-03805	1/2	12.7	1.35	34.3	3.15	80.0	1.67	42.5	.27	6.9	.45

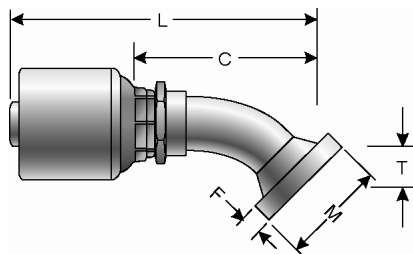
HOSE
HOSE/CPLG. SELECTION
G8K COUPLINGS
GLOBALSPIRAL COUPLINGS
PCM / PCS FERRULES
MEGACRIMP COUPLINGS
STAINLESS STEEL
POWER CRIMP COUPLINGS
LOC. GL AND GLP COUPLINGS
POLARSEAL COUPLINGS
POLARSEAL II COUPLINGS
C14 COUPLINGS
PCTS THERMOPLASTIC COUPLINGS
FIELD ATTACHABLE G1 & G2 COUPLINGS
FIELD ATTACHABLE C5 & C5E COUPLINGS
SURELOK AIR BRAKE COUPLINGS
ADAPTERS
QUICK DISCONNECT COUPLERS
LIVE SWIVEL
BALL VALVES
ACCESSORIES
EQUIPMENT AND PARTS

HOSE
HOSE/CPLG. SELECTION
G8K COUPLINGS
GLOBALSPIRAL COUPLINGS
PCM / PCS FERRULES
MEGACRIMP COUPLINGS
STAINLESS STEEL
POWER CRIMP COUPLINGS
LOC, GL AND GLP COUPLINGS
POLARSEAL COUPLINGS
POLARSEAL II COUPLINGS
C14 COUPLINGS
PCTS THERMOPLASTIC COUPLINGS
FIELD ATTACHABLE G1 & G2 COUPLINGS
FIELD ATTACHABLE C5 & C5E COUPLINGS
SURELOK AIR BRAKE COUPLINGS
ADAPTERS
QUICK DISCONNECT COUPLERS
LIVE SWIVEL
BALL VALVES
ACCESSORIES
EQUIPMENT AND PARTS

Komatsu O-Ring Flange - Straight - Continued

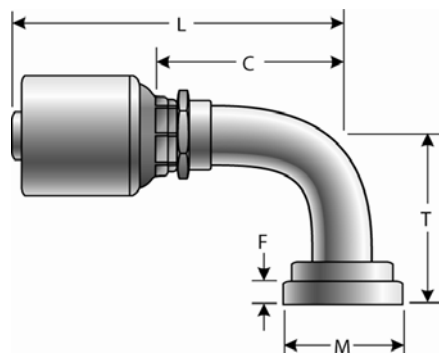
Descr.	Prod. No.	⊖		M		L		C		F		Weight (Lbs.)
		"	mm	"	mm	"	mm	"	mm	"	mm	
10G-10FLK	7100-03825	5/8	15.9	1.35	34.3	4.69	119.0	3.21	81.5	.27	6.9	.48

Komatsu O-Ring Flange - 45° Bent Tube



Descr.	Prod. No.	⊖		M		T		L		C		F		Weight (Lbs.)
		"	mm	"	mm	"	mm	"	mm	"	mm	"	mm	
10G-10FLK45	7100-04155	5/8	15.9	1.35	34.3	1.02	26.0	4.19	106.5	2.72	69.0	.27	6.9	.51

Komatsu O-Ring Flange - 90° Bent Tube



Descr.	Prod. No.	⊖		M		T		L		C		F		Weight (Lbs.)
		"	mm	"	mm	"	mm	"	mm	"	mm	"	mm	
10G-10FLK90	7100-04475	5/8	15.9	1.35	34.3	2.17	55.0	3.90	99.0	2.42	61.5	.27	6.9	.55

Female Komatsu Style Japanese Metric Swivel

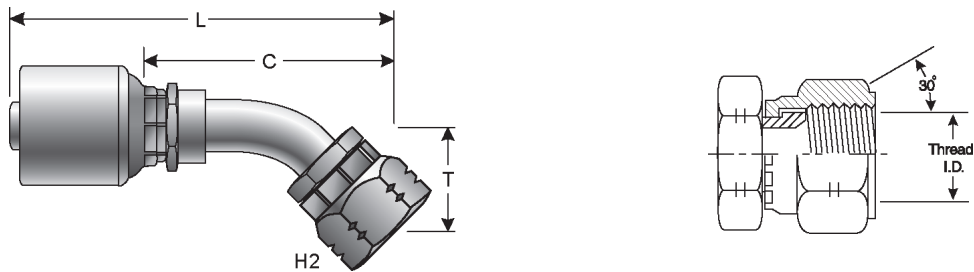
These female swivels have been marked with two small notches on the hex to identify them as the Komatsu style.



Descr.	Prod. No.	⊖		🌀	H1	H2	L		C		Weight (Lbs.)
		"	mm				"	mm	"	mm	
4G-4FKX	7100-03625	1/4	6.4	M14X1.5	14	19	2.35	59.7	1.33	33.7	.17
4G-6FKX	7100-03635	1/4	6.4	M18X1.5	14	24	2.44	62.0	1.42	36.0	.22
6G-6FKX	7100-03645	3/8	9.5	M18X1.5	17	24	2.52	64.0	1.42	36.1	.25
8G-8FKX	7100-03655	1/2	12.7	M22X1.5	22	27	3.07	78.1	1.60	40.6	.39
10G-10FKX	7100-03665	5/8	15.9	M24X1.5	24	32	3.21	81.5	1.73	44.0	.52
12G-12FKX	7100-03675	3/4	19.1	M30X1.5	30	36	3.95	100.3	1.94	49.3	.78
16G-16FKX	7100-03685	1	25.4	M33X1.5	41	41	4.57	116.0	2.33	59.2	1.40

Female Komatsu Style Japanese Metric Swivel - 45° Bent Tube

These female swivels have been marked with two small notches on the hex to identify them as the Komatsu style.

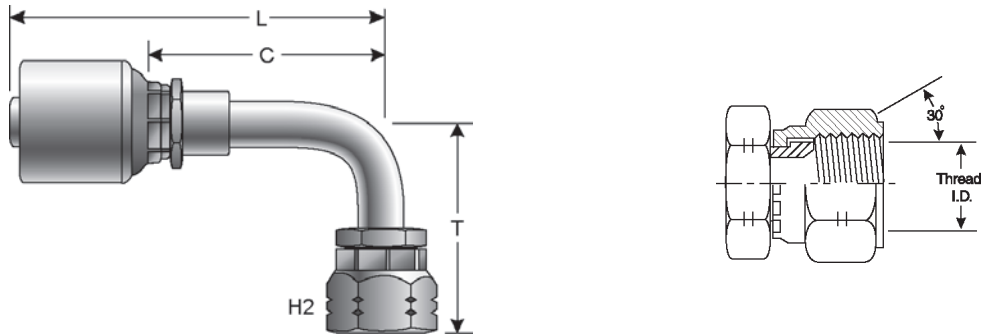


Descr.	Prod. No.	⊖		🌀	H2	T		L		C		Weight (Lbs.)
		"	mm			"	mm	"	mm	"	mm	
4G-4FKX45	7100-03035	1/4	6.4	M14X1.5	19	.75	19.0	2.93	74.3	1.90	48.3	.11
6G-6FKX45	7100-03045	3/8	9.5	M18X1.5	24	1.10	28.0	3.64	92.4	2.54	64.4	.27
8G-8FKX45	7100-03055	1/2	12.7	M22X1.5	27	.71	18.0	3.85	97.7	2.37	60.3	.46
10G-10FKX45	7100-03065	5/8	15.9	M24X1.5	32	1.10	28.0	4.70	119.3	3.22	81.8	.66
12G-12FKX45	7100-03075	3/4	19.1	M30X1.5	36	1.18	30.0	5.64	143.2	3.63	92.2	.97

- HOSE
- HOSE/CPLG. SELECTION
- G8K COUPLINGS
- GLOBALSPIRAL COUPLINGS
- PCM / PCS FERRULES
- MEGACRIMP COUPLINGS
- STAINLESS STEEL
- POWER CRIMP COUPLINGS
- LOC. GL AND GLP COUPLINGS
- POLARSEAL COUPLINGS
- POLARSEAL II COUPLINGS
- C14 COUPLINGS
- PCTS THERMOPLASTIC COUPLINGS
- FIELD ATTACHABLE G1 & G2 COUPLINGS
- FIELD ATTACHABLE C5 & C5E COUPLINGS
- SURELOK AIR BRAKE COUPLINGS
- ADAPTERS
- QUICK DISCONNECT COUPLERS
- LIVE SWIVEL
- BALL VALVES
- ACCESSORIES
- EQUIPMENT AND PARTS

Female Komatsu Style Japanese Metric Swivel - 90° Bent Tube

These female swivels have been marked with two small notches on the hex to identify them as the Komatsu style.



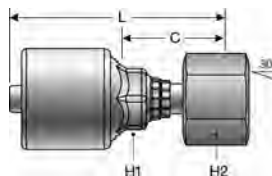
Descr.	Prod. No.	⌀		M	H1	H2	T	L		C		Weight (Lbs.)		
		"	mm					"	mm	"	mm			
4G-4FKX90	7100-03125	1/4	6.4	M14X1.5	—	—	19	1.50	38.0	2.47	62.7	1.44	36.7	.19
6G-6FKX90	7100-03135	3/8	9.5	M18X1.5	—	—	24	1.10	28.0	2.72	69.1	1.62	41.2	.28
8G-8FKX90	7100-03145	1/2	12.7	M22X1.5	—	—	27	1.38	35.0	3.63	92.2	2.15	54.7	.44
10G-10FKX90	7100-06795	5/8	15.9	M24X1.5	15/16	1 1/4	—	2.57	65.3	3.43	87.0	1.95	49.5	.69
12G-12FKX90	7100-03165	3/4	19.1	M30X1.5	—	—	36	2.48	63.0	5.33	135.5	3.33	84.5	1.04

Female Japanese Industrial Standard Swivel



Descr.	Prod. No.	⌀		M	H1	H2	L		C		Weight (Lbs.)
		"	mm				"	mm	"	mm	
4G-4FJISX	7100-03305	1/4	6.4	1/4-19	14	19	2.32	59.0	1.30	33.0	.17
6G-6FJISX	7100-03325	3/8	9.5	3/8-19	17	22	2.46	62.5	1.36	34.6	.22
8G-8FJISX	7100-03345	1/2	12.7	1/2-14	22	27	3.15	79.9	1.67	42.4	.41
12G-12FJISX	7100-03365	3/4	19.1	3/4-14	30	36	3.79	96.3	1.78	45.3	.81
16G-16FJISX	7100-03385	1	25.4	1-11	41	41	4.28	108.6	2.04	51.8	1.02
20G-20FJISX	7100-03405	1 1/4	31.8	1 1/4-11	50	50	4.89	124.1	2.56	65.1	1.89

Female Japanese Inverted Flare Parallel Threads



Descr.	Prod. No.	⊖		🌀	H1	H2	L		C		Weight (Lbs.)
		"	mm				"	mm	"	mm	
4G-4FJISPX	7100-20445	1/4	6.4	1/4-19	15	19	2.01	51.0	.98	25.0	.17
6G-6FJISPX	7100-20455	3/8	9.5	3/8-19	18	22	2.17	55.0	1.03	26.2	.22
8G-8JISPX	7100-20465	1/2	12.7	3/4-14	22	27	2.56	65.0	1.16	29.5	.40
12G-12JISPX	7100-20485	3/4	19.1	3/4-14	30	36	3.37	85.5	1.36	34.5	.82
16G-16JISPX	7100-20495	1	25.4	1-11	41	41	3.84	97.5	1.60	40.7	1.45
20G-20FJISPX	7100-20505	1 1/4	31.8	1 1/4-11	41	50	4.29	109.0	1.97	50.0	1.93

HOSE

HOSE/CPLG. SELECTION

G8K COUPLINGS

GLOBALSPIRAL COUPLINGS

PCM / PCS FERRULES

MEGACRIMP COUPLINGS

STAINLESS STEEL

POWER CRIMP COUPLINGS

LOC. GL AND GLP COUPLINGS

POLARSEAL COUPLINGS

POLARSEAL II COUPLINGS

C14 COUPLINGS

PCTS THERMOPLASTIC COUPLINGS

FIELD ATTACHABLE G1 & G2 COUPLINGS

FIELD ATTACHABLE C5 & C5E COUPLINGS

SURELOK AIR BRAKE COUPLINGS

ADAPTERS

QUICK DISCONNECT COUPLERS

LIVE SWIVEL

BALL VALVES

ACCESSORIES

EQUIPMENT AND PARTS

HOSE
HOSE/CPLG. SELECTION
G8K COUPLINGS
GLOBALSPIRAL COUPLINGS
PCM / PCS FERRULES
MEGACRIMP COUPLINGS
STAINLESS STEEL
POWER CRIMP COUPLINGS
LOC, GL AND GLP COUPLINGS
POLARSEAL COUPLINGS
POLARSEAL II COUPLINGS
C14 COUPLINGS
PCTS THERMOPLASTIC COUPLINGS
FIELD ATTACHABLE G1 & G2 COUPLINGS
FIELD ATTACHABLE C5 & C5E COUPLINGS
SURELOK AIR BRAKE COUPLINGS
ADAPTERS
QUICK DISCONNECT COUPLERS
LIVE SWIVEL
BALL VALVES
ACCESSORIES
EQUIPMENT AND PARTS

Male Pipe (NPTF - 30° Cone Seat)



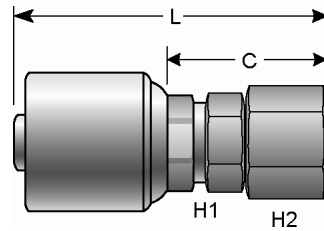
Descr.	Prod. No.	⌀		H1	L		C		Weight (Lbs.)	
		"	mm		"	mm	"	mm		
4G-2MP-TCX	7321-50905	1/4	6.4	1/8-27	1/2	1.96	49.8	.94	23.9	.11
4G-4MP-TCX	7321-50865	1/4	6.4	1/4-18	9/16	2.17	55.0	1.14	29.0	.14
4G-6MP-TCX	7321-50885	1/4	6.4	3/8-18	11/16	2.17	55.0	1.14	29.0	.15
4G-8MP-TCX	7321-50925	1/4	6.4	1/2-14	7/8	2.44	62.0	1.41	35.8	.22
6G-4MP-TCX	7321-50915	3/8	9.5	1/4-18	5/8	2.32	58.9	1.22	31.0	.17
6G-6MP-TCX	7321-50855	3/8	9.5	3/8-18	11/16	2.32	58.9	1.22	31.0	.19
6G-8MP-TCX	7321-50945	3/8	9.5	1/2-14	7/8	2.51	63.8	1.42	36.1	.23
8G-6MP-TCX	7321-50935	1/2	12.7	3/8-18	13/16	2.72	69.0	1.24	31.5	.29
8G-8MP-TCX	7321-50845	1/2	12.7	1/2-14	7/8	2.87	73.0	1.40	35.5	.27
8G-12MP-TCX	7321-50955	1/2	12.7	3/4-14	1 1/16	2.95	74.9	1.47	37.3	.41
10G-8MP-TCX	7321-50995	5/8	15.9	1/2-14	15/16	2.95	75.0	1.48	37.5	.35
10G-12MP-TCX	7321-51015	5/8	15.9	3/4-14	1 1/16	2.95	75.0	1.48	37.5	.05
12G-8MP-TCX	7321-50985	3/4	19.1	1/2-14	1 1/16	3.46	87.9	1.45	36.8	.57
12G-12MP-TCX	7321-50875	3/4	19.1	3/4-14	1 1/16	3.46	87.9	1.45	36.8	.62
12G-16MP-TCX	7321-50975	3/4	19.1	1-11 1/2	1 3/8	3.77	95.8	1.77	45.0	.70
16G-12MP-TCX	7321-51005	1	25.4	3/4-14	1 3/8	3.93	99.8	1.70	43.2	1.11
16G-16MP-TCX	7321-50895	1	25.4	1-11 1/2	1 3/8	4.11	104.4	1.87	47.5	1.05
20G-20MP-TCX	7321-50965	1 1/4	31.8	1 1/4-11 1/2	1 3/4	4.44	112.8	2.12	53.8	1.52

Female Pipe (NPTF - Without 30° Cone Seat)



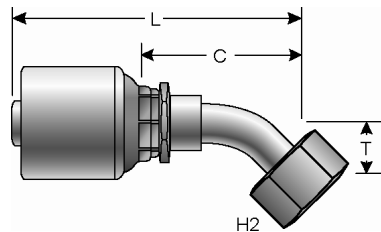
Descr.	Prod. No.	⌀		H1	L		C		Weight (Lbs.)	
		"	mm		"	mm	"	mm		
4G-2FP-TCX	7321-51055	1/4	6.4	1/8-27	9/16	1.74	44.2	.72	18.3	.12
4G-4FP-TCX	7321-51025	1/4	6.4	1/4-18	11/16	1.98	50.3	.96	24.4	.13
6G-4FP-TCX	7321-50335	1/4	9.5	1/4-18	11/16	2.00	50.8	.90	22.9	.50
6G-6FP-TCX	7321-51035	3/8	9.5	3/8-18	13/16	2.06	52.3	.96	24.4	.18
6G-8FP-TCX	7321-51065	3/8	9.5	1/2-14	1	2.24	56.9	1.14	29.0	.21
8G-6FP-TCX	7321-50385	3/8	12.7	3/8-18	13/16	2.46	62.5	.98	24.9	.27
8G-8FP-TCX	7321-51045	1/2	12.7	1/2-14	1	2.63	66.8	1.16	29.5	.30
12G-12FP-TCX	7321-51075	3/4	19.1	3/4-14	1.25	3.22	81.8	1.22	31.0	.55

Female JIC 37° Flare Swivel



Descr.	Prod. No.	⌀		🌀	H1	H2	L		C		Weight (Lbs.)
		"	mm				"	mm	"	mm	
4G-4FJX-TCX	7321-51105	1/4	6.4	7/16-20	15	14	2.2	55.9	1.18	29.9	.13
4G-5FJX-TCX	7321-51215	1/4	6.4	1/2-20	15	17	2.30	58.3	1.27	32.3	.17
4G-6FJX-TCX	7321-51135	1/4	6.4	9/16-18	15	19	2.35	59.6	1.32	33.6	.17
5G-6FJX-TCX	7321-51275	5/16	7.9	9/16-18	17	19	2.50	63.6	1.40	35.6	.21
6G-6FJX-TCX	7321-51085	3/8	9.5	9/16-18	18	19	2.42	61.5	1.29	32.7	.24
6G-8FJX-TCX	7321-51125	3/8	9.5	3/4-16	18	24	2.63	66.7	1.49	37.9	.27
6G-10FJX-TCX	7321-51205	3/8	9.5	7/8-14	18	27	2.76	70.0	1.62	41.2	.31
8G-6FJX-TCX	7321-51225	1/2	12.7	9/16-18	22	19	3.81	96.7	2.33	59.2	.36
8G-8FJX-TCX	7321-51095	1/2	12.7	3/4-16	22	24	2.88	73.2	1.50	38.0	.30
8G-10FJX-TCX	7321-51145	1/2	12.7	7/8-14	22	27	3.01	76.5	1.63	41.3	.28
8G-12FJX-TCX	7321-51185	1/2	12.7	1 1/16-12	22	32	3.06	77.7	1.67	42.5	.45
10G-8FJX-TCX	7321-51255	5/8	15.9	3/4-16	24	24	4.06	103.0	2.58	65.5	1.05
10G-10FJX-TCX	7321-51165	5/8	15.9	7/8-14	24	27	3.14	79.7	1.66	42.2	.43
10G-12FJX-TCX	7321-50535	5/8	15.9	1 1/16-12	24	32	3.20	81.4	1.73	43.9	.45
12G-10FJX-TCX	7321-51235	3/4	19.1	7/8-14	27	27	4.80	122.0	2.80	71.0	.76
12G-12FJX-TCX	7321-51115	3/4	19.1	1 1/16-12	30	32	3.74	95.0	1.73	44.0	.65
12G-14FJX-TCX	7321-51295	3/4	19.1	1 3/16-12	30	36	3.81	96.9	1.81	45.9	.82
12G-16FJX-TCX	7321-51195	3/4	19.1	1 5/16-12	30	41	3.85	97.9	1.85	46.9	.85
16G-12FJX-TCX	7321-51245	1	25.4	1 1/16-12	36	32	5.89	149.5	3.65	92.7	1.21
16G-16FJX-TCX	7321-51155	1	25.4	1 5/16-12	36	41	4.24	107.8	2.01	51.0	1.15
16G-20FJX-TCX	7321-51305	1	25.4	1 5/8-12	36	50	4.54	115.3	2.30	58.5	1.35
20G-20FJX-TCX	7321-51175	1 1/4	31.8	1 5/8-12	41	50	4.42	112.3	2.09	53.3	1.75

Female JIC 37° Flare Swivel - 45° Bent Tube



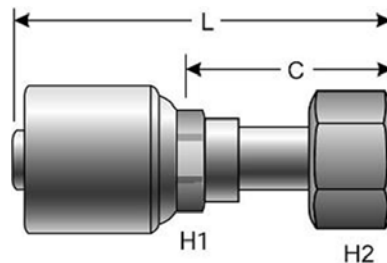
Descr.	Prod. No.	⌀		🌀	H2	T		L		C		Weight (Lbs.)
		"	mm			"	mm	"	mm	"	mm	
4G-6FJX45S-TCX	7321-51375	1/4	6.4	9/16-18	19	.43	11	2.69	68.3	1.67	42.3	.18
6G-6FJX45S-TCX	7321-51325	3/8	9.5	9/16-18	19	.43	11	3.05	77.5	1.95	49.6	.23
6G-8FJX45S-TCX	7321-51385	3/8	9.5	3/4-16	24	.59	15	3.51	89.1	2.41	61.2	.60
8G-8FJX45S-TCX	7321-51335	1/2	12.7	3/4-16	24	.59	15	3.42	86.9	1.95	49.5	.38
8G-10FJX45S-TCX	7321-51365	1/2	12.7	7/8-14	27	.63	16	3.81	96.8	2.34	59.4	.48
10G-10FJX45S-TCX	7321-51405	5/8	15.9	7/8-14	27	.63	16	3.80	96.4	2.32	59.0	.52
10G-12FJX45S-TCX	7321-51415	5/8	15.9	1 1/16-12	32	.83	21	4.57	116.0	3.09	78.5	.64

- HOSE
- HOSE/CPLG. SELECTION
- G8K COUPLINGS
- GLOBAL SPIRAL COUPLINGS
- PCM / PCS FERRULES
- MEGACRIMP COUPLINGS
- STAINLESS STEEL
- POWER CRIMP COUPLINGS
- LOC. GL AND GLP COUPLINGS
- POLARSEAL COUPLINGS
- POLARSEAL II COUPLINGS
- C14 COUPLINGS
- PCTS THERMOPLASTIC COUPLINGS
- FIELD ATTACHABLE G1 & G2 COUPLINGS
- FIELD ATTACHABLE C5 & C5E COUPLINGS
- SURELOK AIR BRAKE COUPLINGS
- ADAPTERS
- QUICK DISCONNECT COUPLERS
- LIVE SWIVEL
- BALL VALVES
- ACCESSORIES
- EQUIPMENT AND PARTS

Female JIC 37° Flare Swivel - 45° Bent Tube - Continued

Descr.	Prod. No.	⊖		🌀		H2		T		L		C		Weight (Lbs.)
		"	mm	"	mm	"	mm	"	mm	"	mm	"	mm	
12G-12FJX45S-TCX	7321-51345	3/4	19.1	1 1/16-12	32	.83	21	5.09	129.2	3.08	78.2		.82	

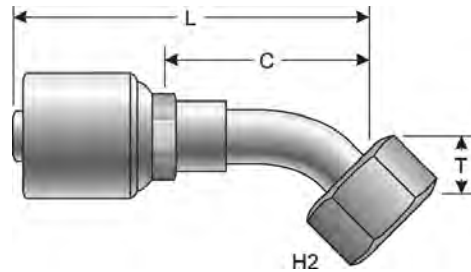
Female Flat-Face O-Ring Swivel



Descr.	Prod. No.	⊖		🌀		H1	H2	L		C		Weight (Lbs.)
		"	mm	"	mm			"	mm	"	mm	
4G-4FFORX-TCX	7321-50305	1/4	6.4	9/16-18	15	17	2.07	52.7	1.05	26.7	.14	
4G-6FFORX-TCX	7321-50325	1/4	6.4	11/16-16	15	22	2.01	51.1	.99	25.1	.20	
6G-4FFORX-TCX	7321-50445	3/8	9.5	9/16-18	17	17	3.08	78.3	1.98	50.3	.20	
6G-6FFORX-TCX	7321-50015	3/8	9.5	11/16-16	18	22	2.27	57.7	1.14	28.9	.20	
6G-8FFORX-TCX	7321-50345	3/8	9.5	13/16-16	18	24	2.26	57.4	1.13	28.6	.29	
8G-6FFORX-TCX	7321-50375	1/2	12.7	11/16-16	22	22	3.78	95.9	2.30	58.4	.39	
8G-8FFORX-TCX	7321-50425	1/2	12.7	13/16-16	22	24	2.62	66.5	1.23	31.3	.33	
8G-10FFORX-TCX	7321-50755	1/2	12.7	1-14	22	30	2.76	70.0	1.37	34.8	.41	
8G-12FFORX-TCX	7321-50355	1/2	12.7	1 3/16-12	22	36	2.81	71.5	1.43	36.3	.59	
10G-10FFORX-TCX	7321-50545	5/8	15.9	1-14	24	30	2.99	76.0	1.52	38.5	.49	
10G-12FFORX-TCX	7321-50635	5/8	15.9	1 3/16-12	24	36	3.03	77.0	1.56	39.5	.62	
12G-10FFORX-TCX	7321-50125	3/4	19.1	1-14	30	30	3.74	95.1	1.74	44.1	.74	
12G-12FFORX-TCX	7321-50025	3/4	19.1	1 3/16-12	30	36	3.65	92.8	1.65	41.8	.80	
12G-16FFORX-TCX	7321-50465	3/4	19.1	1 7/16-12	30	41	3.48	88.3	1.47	37.3	.80	
16G-16FFORX-TCX	7321-50205	1	25.4	1 7/16-12	36	41	4.09	104.0	1.86	47.2	1.05	
16G-20FFORX-TCX	7321-50215	1	25.4	1 11/16-12	36	50	4.06	103.0	1.82	46.2	1.45	
20G-20FFORX-TCX	7321-50255	1 1/4	31.8	1 11/16-12	41	50	4.29	109.0	1.97	50.0	1.98	

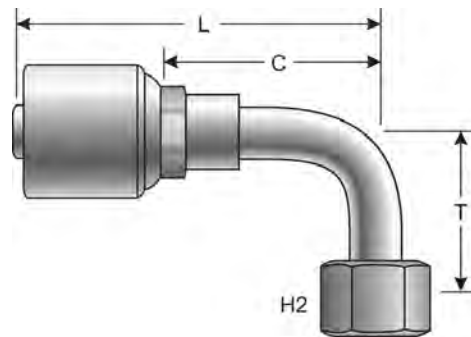
HOSE
HOSE/CPLG. SELECTION
G8K COUPLINGS
GLOBALSPIRAL COUPLINGS
PCM / PCS FERRULES
MEGACRIMP COUPLINGS
STAINLESS STEEL
POWER CRIMP COUPLINGS
LOC, GL AND GLP COUPLINGS
POLARSEAL COUPLINGS
POLARSEAL II COUPLINGS
C14 COUPLINGS
PCTS THERMOPLASTIC COUPLINGS
FIELD ATTACHABLE G1 & G2 COUPLINGS
FIELD ATTACHABLE C5 & C5E COUPLINGS
SURELOK AIR BRAKE COUPLINGS
ADAPTERS
QUICK DISCONNECT COUPLERS
LIVE SWIVEL
BALL VALVES
ACCESSORIES
EQUIPMENT AND PARTS

Female Flat-Face O-Ring Swivel - 45° Bent Tube



Descr.	Prod. No.	⊖		🌀	H2	T		L		C		Weight (Lbs.)
		"	mm			"	mm	"	mm	"	mm	
4G-4FFORX45S-TCX	7321-50275	1/4	6.4	9/16-18	17	.39	10.0	2.57	65.2	1.54	39.2	.09
4G-6FFORX45S-TCX	7321-50475	1/4	6.4	11/16-18	22	.43	11.0	2.70	68.5	1.67	42.5	.20
6G-4FFORX45S-TCX	7321-50695	3/8	9.5	9/16-18	17	.39	10.0	2.60	66.1	1.50	38.1	.18
6G-6FFORX45S-TCX	7321-50035	3/8	9.5	11/16-16	22	.43	11.0	2.75	69.8	1.65	41.9	.23
6G-8FFORX45S-TCX	7321-50045	3/8	9.5	13/16-16	24	.59	15.0	3.35	85.2	2.26	57.3	.28
8G-8FFORX45S-TCX	7321-50395	1/2	12.7	13/16-16	24	.59	15.0	3.50	89.0	2.03	51.6	.35
8G-10FFORX45S-TCX	7321-50765	1/2	12.7	1-14	30	.63	16.0	3.98	101.0	2.50	63.5	.48
10G-10FFORX45S-TCX	7321-50625	5/8	15.9	1-14	30	.63	16.0	3.96	100.5	2.48	63.0	.52
12G-10FFORX45S-TCX	7321-50055	3/4	19.1	1-14	30	.63	16.0	4.45	113.0	2.44	62.0	.71
12G-12FFORX45S-TCX	7321-50065	3/4	19.1	1 3/16-12	36	.83	21.0	4.66	118.4	2.65	67.4	.76
12G-16FFORX45S-TCX	7321-50585	3/4	19.1	1 7/16-12	41	.94	24.0	4.80	122.0	2.80	71.0	.98
16G-16FFORX45S-TCX	7321-50165	1	25.4	1 7/16-12	41	.94	24.0	5.78	146.9	3.55	90.1	.85
20G-20FFORX45S-TCX	7321-50225	1 1/4	31.8	1 11/16-12	50	.98	25.0	6.22	158.0	3.90	99.0	2.00

Female Flat-Face O-Ring Swivel - 90° Bent Tube

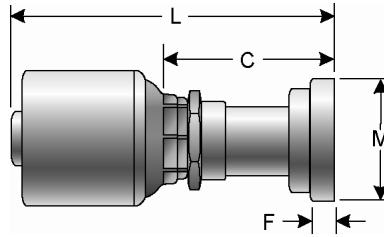


Descr.	Prod. No.	⊖		🌀	H2	T		L		C		Weight (Lbs.)
		"	mm			"	mm	"	mm	"	mm	
4G-4FFORX90S-TCX	7321-50435	1/4	6.4	9/16-18	17	.83	21.0	2.37	60.2	1.35	34.2	.17
4G-6FFORX90S-TCX	7321-50715	1/4	6.4	11/16-16	22	.91	23.0	2.50	63.4	1.47	37.4	.20
6G-6FFORX90S-TCX	7321-50495	3/8	9.5	11/16-16	22	.91	23.0	2.85	72.5	1.76	44.6	.24
6G-8FFORX90S-TCX	7321-50815	3/8	9.5	13/16-16	24	1.14	29.0	2.87	73.0	1.78	45.1	.29
8G-8FFORX90S-TCX	7321-50645	1/2	12.7	13/16-16	24	1.14	29.0	3.30	83.9	1.83	46.5	.37
8G-10FFORX90S-TCX	7321-50835	1/2	12.7	1-14	30	1.26	32.0	3.66	92.9	2.18	55.4	.52
10G-10FFORX90S-TCX	7321-50725	5/8	15.9	1-14	30	1.26	32.0	3.64	92.5	2.17	55.0	1.00
12G-10FFORX90S-TCX	7321-50085	3/4	19.1	1-14	30	1.26	32.0	4.09	104.0	2.09	53.0	.72
12G-12FFORX90S-TCX	7321-50075	3/4	19.1	1 3/16-12	36	1.89	48.0	4.28	108.8	2.28	57.8	.59
16G-16FFORX90S-TCX	7321-50195	1	25.4	1 7/16-12	41	2.20	56.0	5.11	129.9	2.88	73.1	1.40
20G-20FFORX90S-TCX	7321-50245	1 1/4	31.8	1 11/16-12	50	2.52	64.0	5.91	150.0	3.58	91.0	1.45

HOSE
HOSE/CPLG. SELECTION
G8K COUPLINGS
GLOBALSPIRAL COUPLINGS
PCM / PCS FERRULES
MEGACRIMP COUPLINGS
STAINLESS STEEL
POWER CRIMP COUPLINGS
LOC. GL AND GLP COUPLINGS
POLARSEAL COUPLINGS
POLARSEAL II COUPLINGS
C14 COUPLINGS
PCTS THERMOPLASTIC COUPLINGS
FIELD ATTACHABLE G1 & G2 COUPLINGS
FIELD ATTACHABLE C5 & C5E COUPLINGS
SURELOK AIR BRAKE COUPLINGS
ADAPTERS
QUICK DISCONNECT COUPLERS
LIVE SWIVEL
BALL VALVES
ACCESSORIES
EQUIPMENT AND PARTS

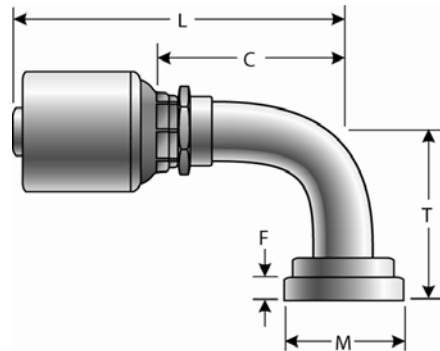
HOSE
HOSE/CPLG. SELECTION
G8K COUPLINGS
GLOBALSPIRAL COUPLINGS
PCM / PCS FERRULES
MEGACRIMP COUPLINGS
STAINLESS STEEL
POWER CRIMP COUPLINGS
LOC, GL AND GLP COUPLINGS
POLARSEAL COUPLINGS
POLARSEAL II COUPLINGS
C14 COUPLINGS
PCTS THERMOPLASTIC COUPLINGS
FIELD ATTACHABLE G1 & G2 COUPLINGS
FIELD ATTACHABLE C5 & C5E COUPLINGS
SURELOK AIR BRAKE COUPLINGS
ADAPTERS
QUICK DISCONNECT COUPLERS
LIVE SWIVEL
BALL VALVES
ACCESSORIES
EQUIPMENT AND PARTS

Code 61 O-Ring Flange



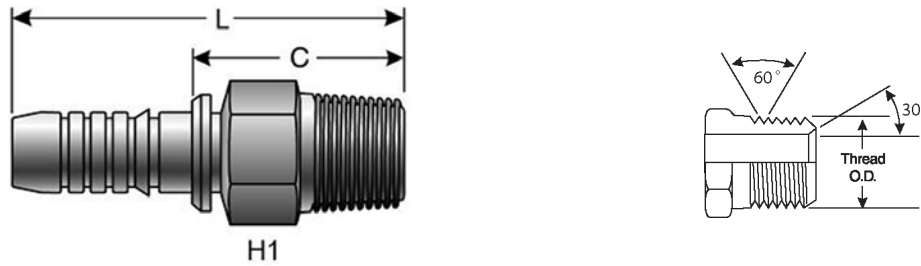
Descr.	Prod. No.	⊖		M		L		C		F		Weight (Lbs.)
		"	mm	"	mm	"	mm	"	mm	"	mm	
8G-8FL-TCX	7321-51575	1/2	12.7	1.19	30.2	3.15	80.0	1.67	42.5	.27	6.9	.36
12G-12FL-TCX	7321-51555	3/4	19.1	1.50	38.1	3.86	98.0	1.85	47.0	.27	6.9	.72
12G-16FL-TCX	7321-50005	3/4	19.1	1.75	44.5	3.50	88.8	1.49	37.8	.32	8.1	.77
16G-16FL-TCX	7321-51565	1	25.4	1.75	44.5	4.13	105.0	1.90	48.2	.32	8.1	1.23

Code 61 O-Ring Flange - 90° Bent Tube



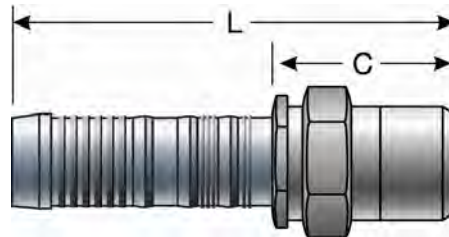
Descr.	Prod. No.	⊖		M		T		L		C		F		Weight (Lbs.)
		"	mm	"	mm	"	mm	"	mm	"	mm	"	mm	
12G-12FL90M-TCX	7321-50155	3/4	19.1	1.50	38.1	2.28	58.0	4.54	115.3	2.53	64.3	.27	6.9	.52
20G-20FL90S-TCX	7321-50265	1 1/4	31.8	2.00	50.8	2.68	68.0	6.22	158.1	3.90	99.1	.32	8.1	1.26

Male Pipe (NPTF - 30° Cone Seat) "S" Series



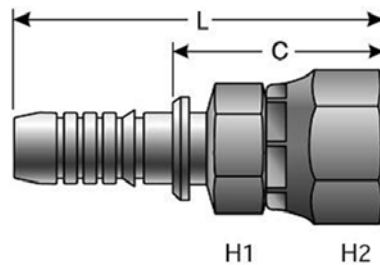
Descr.	Prod. No.	⊖		⌀	H1		L		C		Weight (Lbs.)
		"	mm		"	mm	"	mm	"	mm	
6S-6MP-SS	7362-00285	3/8	9.5	3/8-18	.68	17.3	2.24	56.9	1.22	31.0	.11
8S-8MP-SS	7362-00305	1/2	12.7	1/2-14	.87	22.2	1.22	31.0	1.43	36.3	.19
12S-12MP-SS	7362-00335	3/4	19.1	3/4-14	1.06	27	3.54	90.0	1.54	39.0	.35
16S-16MP-SS	7362-00365	1	25.4	1-11 1/2	1.37	34.8	4.17	106.0	1.94	49.2	.56
20S-20MP-SS	7362-00395	1 1/4	31.8	1 1/4-11 1/2	1.81	46	4.94	125.5	2.19	55.6	1.16

API Line Pipe Connection "S" Series



Descr.	Prod. No.	⊖		L		C		Weight (Lbs.)
		"	mm	"	mm	"	mm	
24S-24MPAPI-SS	7362-00455	1 1/2	38.1	6.26	159.0	2.74	69.5	1.88

Female JIC 37° Flare Swivel "S" Series



Descr.	Prod. No.	⊖		⌀	H1		H2		L		C		Weight (Lbs.)
		"	mm		"	mm	"	mm	"	mm	"	mm	
6S-6FJX-SS	7362-01245	3/8	9.5	9/16-18	.69	17.5	.75	19.1	2.23	56.6	1.21	30.8	.11
8S-8FJSX-SS	7362-01275	1/2	12.7	3/4-16	.88	22.4	.88	22.4	2.84	72.1	1.36	34.5	.17

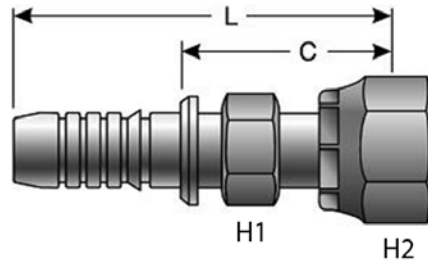
- HOSE
- HOSE/CPLG. SELECTION
- G8K COUPLINGS
- GLOBALSPIRAL COUPLINGS
- PCM / PCS FERRULES
- MEGACRIMP COUPLINGS
- STAINLESS STEEL
- POWER CRIMP COUPLINGS
- LOC. GL AND GLP COUPLINGS
- POLARSEAL COUPLINGS
- POLARSEAL II COUPLINGS
- C14 COUPLINGS
- PCTS THERMOPLASTIC COUPLINGS
- FIELD ATTACHABLE G1 & G2 COUPLINGS
- FIELD ATTACHABLE C5 & C5E COUPLINGS
- SURELOK AIR BRAKE COUPLINGS
- ADAPTERS
- QUICK DISCONNECT COUPLERS
- LIVE SWIVEL
- BALL VALVES
- ACCESSORIES
- EQUIPMENT AND PARTS

Stainless Steel Couplings

Female JIC 37° Flare Swivel "S" Series - Continued

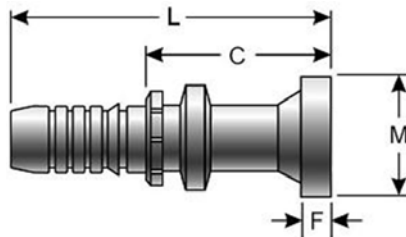
Descr.	Prod. No.	⊖		🌀	H1		H2		L		C		Weight (Lbs.)
		"	mm		"	mm	"	mm	"	mm	"	mm	
10S-10FJX-SS	7362-01295	5/8	15.9	7/8-14	.94	23.9	1.06	26.9	3.61	91.6	1.63	41.3	.29
12S-12FJX-SS	7362-01325	3/4	19.1	1 1/16-12	1.06	26.9	1.25	31.8	3.91	99.3	1.99	50.6	.42
16S-16FJX-SS	7362-01385	1	25.4	1 3/16-12	1.38	35.1	1.50	38.1	4.35	110.4	2.11	53.6	.63
24S-24FJX-SS	7362-01445	1 1/2	38.1	1 7/8-12	2	50.8	2.25	57.2	6.00	152.5	2.48	63.0	2.00
32S-32FJX-SS	7362-01475	2	50.8	2 1/2-12	2.63	66.7	3	76.2	6.68	169.6	2.85	72.4	3.58

Female Flat-Face O-Ring Swivel Metric Hex "S" Series



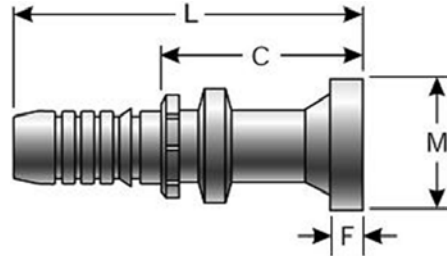
Descr.	Prod. No.	⊖		🌀	H1		H2		L		C		Weight (Lbs.)
		"	mm		"	mm	"	mm	"	mm	"	mm	
6S-6FFORX-SS	7362-03265	3/8	9.5	11/16-16	.75	19	.87	22	2.65	67.5	1.26	32.0	.07
8S-8FFORX-SS	7362-03275	1/2	12.7	13/16-16	.91	23	.94	24	2.91	74.0	1.43	36.4	.21
10S-10FFORX-SS	7362-03295	5/8	15.9	1-14	1.06	27	1.18	30	3.68	93.5	1.70	43.2	.36
12S-12FFORX-SS	7362-03315	3/4	19.1	1 3/16-12	1.18	30	1.41	36	3.70	94.0	1.69	43.0	.51
16S-16FFORX-SS	7362-03335	1	25.4	1 7/16-12	1.42	36	1.61	41	4.47	113.5	2.23	113.5	1.20
20S-20FFORX-SS	7362-03355	1 1/4	31.8	1 11/16-12	1.81	46	1.96	50	5.27	134.0	2.53	64.2	1.46
24S-24FFORX-SS	7362-03375	1 1/2	38.1	2-12	1.97	50	2.36	60	6.06	154.0	2.54	64.5	2.24

Code 62 O-Ring Flange Heavy "S" Series



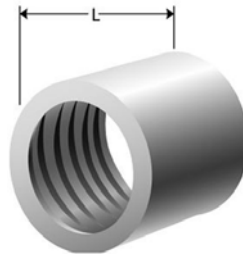
Descr.	Prod. No.	⊖		M		L		C		F		Weight (Lbs.)
		"	mm	"	mm	"	mm	"	mm	"	mm	
12S-12FLH-SS	7362-04105	3/4	19.1	1.62	41.2	4.48	113.8	2.48	63.0	.35	8.9	.58
16S-16FLH-SS	7362-04135	1	25.4	1.88	47.8	4.92	125.0	2.68	68.1	.38	9.7	.84
20S-20FLH-SS	7362-04155	1 1/4	31.8	2.12	53.9	5.75	146.1	3.00	76.2	.41	10.4	1.46
24S-24FLH-SS	7362-04165	1 1/2	38.1	2.12	53.9	7.14	181.6	3.62	92.1	.41	10.4	2.46
32S-32FLH-SS	7362-04195	2	50.8	3.12	79.3	7.24	183.9	3.42	86.9	.50	12.7	4.10

Code 61 O-Ring Flange "S" Series



Descr.	Prod. No.	⊕		M		L		C		F		Weight (Lbs.)
		"	mm	"	mm	"	mm	"	mm	"	mm	
12S-12FL-SS	7362-04375	3/4	19.1	1.50	38.1	4.33	110.0	2.32	59.0	.26	6.6	.48
16S-16FL-SS	7362-04405	1	25.4	1.75	44.5	4.80	122.0	2.57	65.2	.31	7.9	.73
20S-20FL-SS	7362-04435	1 1/4	31.8	2.00	50.8	5.43	138.0	2.69	68.2	.31	7.9	1.23

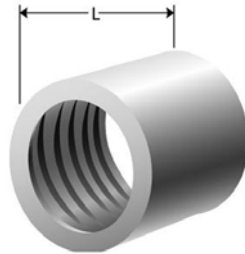
Non-Skive Ferrules "S" Series



Descr.	Prod. No.	⊕		L		Weight (Lbs.)
		"	mm	"	mm	
6S1F-4SS	7362-51445	3/8	9.5	1.10	28.0	.13
8S1F-4SS	7362-51345	1/2	12.7	1.50	38.1	.19
10S1F-2SS	7362-51755	5/8	15.9	1.40	35.6	.14
10S1F-4SS	7362-51485	5/8	15.9	1.88	47.8	.32
12S1F-2SS	7362-51585	3/4	19.1	1.73	44.0	.26
12S1F-4SS	7362-51495	3/4	19.1	2.00	50.8	.43
16S1F-2SS	7362-51595	1	25.4	2.06	52.2	.37
16S1F-4SS	7362-51525	1	25.4	2.22	56.4	.59
20S1F-4SS	7362-51535	1 1/4	31.8	2.67	67.8	.77
20S1F-6SS	7362-51625	1 1/4	31.8	2.87	72.9	1.12

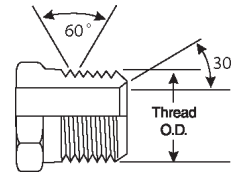
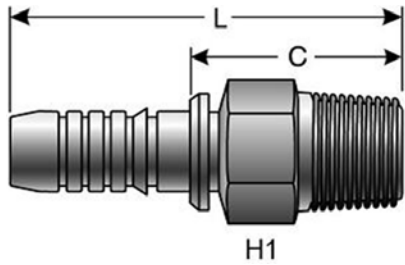
- HOSE
- HOSE/CPLG. SELECTION
- G8K COUPLINGS
- GLOBALSPIRAL COUPLINGS
- PCM / PCS FERRULES
- MEGACRIMP COUPLINGS
- STAINLESS STEEL
- POWER CRIMP COUPLINGS
- LOC. GL AND GLP COUPLINGS
- POLARSEAL COUPLINGS
- POLARSEAL II COUPLINGS
- C14 COUPLINGS
- PCTS THERMOPLASTIC COUPLINGS
- FIELD ATTACHABLE G1 & G2 COUPLINGS
- FIELD ATTACHABLE C5 & C5E COUPLINGS
- SURELOK AIR BRAKE COUPLINGS
- ADAPTERS
- QUICK DISCONNECT COUPLERS
- LIVE SWIVEL
- BALL VALVES
- ACCESSORIES
- EQUIPMENT AND PARTS

Skive Ferrules "S" Series



Descr.	Prod. No.	⊘		L		Weight (Lbs.)
		"	mm	"	mm	
24S2F-6SS	7362-51655	1 1/2	38.1	3.53	89.7	1.60
32S2F-6SS	7362-51685	2	50.8	3.68	93.5	2.42

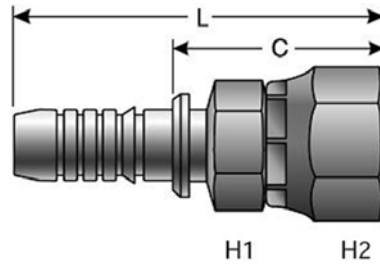
Male Pipe (NPTF - 30° Cone Seat) "B" Series



Descr.	Prod. No.	⊘		⌘	H1		L		C		Weight (Lbs.)
		"	mm		"	mm	"	mm	"	mm	
4B-4MP-SS	7362-00245	1/4	6.4	1/4-18	.56	14.3	2.16	54.9	1.14	29.0	.07
6B-6MP-SS	7362-00275	3/8	9.5	3/8-18	.68	17.5	2.32	58.9	1.22	31.0	.10
8B-8MP-SS	7362-00295	1/2	12.7	1/2-14	.88	22.4	2.89	73.4	1.46	37.1	.18
12B-12MP-SS	7362-00325	3/4	19.1	3/4-14	1.06	27	3.21	81.5	1.51	38.4	.29
16B-16MP-SS	7362-00355	1	25.4	1-11 1/2	1.38	35	3.62	91.9	1.91	48.6	.52
20B-20MP-SS	7362-00385	1 1/4	31.8	1 1/4-11 1/2	1.75	44.5	4.44	113.0	2.14	54.6	1.06
24B-24MP-SS	7362-00405	1 1/2	38.1	1 1/2-11 1/2	2	50.8	5.24	133.1	2.34	59.4	2.00
32B-32MP-SS	7362-00425	2	50.8	2-11 1/2	2.50	63.5	6.05	153.7	2.43	61.7	2.34

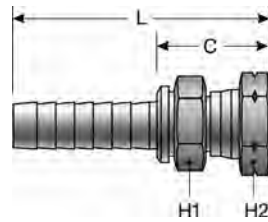
- HOSE
- HOSE/CPLG. SELECTION
- G8K COUPLINGS
- GLOBALSPIRAL COUPLINGS
- PCM / PCS FERRULES
- MEGACRIMP COUPLINGS
- STAINLESS STEEL**
- POWER CRIMP COUPLINGS
- LOC, GL AND GLP COUPLINGS
- POLARSEAL COUPLINGS
- POLARSEAL II COUPLINGS
- C14 COUPLINGS
- PCTS THERMOPLASTIC COUPLINGS
- FIELD ATTACHABLE G1 & G2 COUPLINGS
- FIELD ATTACHABLE C5 & C5E COUPLINGS
- SURELOK AIR BRAKE COUPLINGS
- ADAPTERS
- QUICK DISCONNECT COUPLERS
- LIVE SWIVEL
- BALL VALVES
- ACCESSORIES
- EQUIPMENT AND PARTS

Female JIC 37° Flare Swivel "B" Series



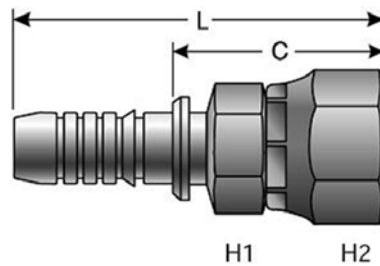
Descr.	Prod. No.	⊖		🌀	H1		H2		L		C		Weight (Lbs.)
		"	mm		"	mm	"	mm	"	mm	"	mm	
6B-6FJX-SS	7362-01225	3/8	9.5	9/16-18	.62	15.8	.75	19.1	2.35	59.7	1.26	31.8	.11
12B-12FJX-SS	7362-01315	3/4	19.1	1 1/16-12	1.06	26.9	1.25	31.8	3.41	86.6	1.71	43.4	.03
16B-16FJX-SS	7362-01375	1	25.4	1 5/16-12	1.37	34.8	1.50	38.1	3.66	92.9	1.95	49.5	.55
20B-20FJX-SS	7362-01405	1 1/4	31.8	1 5/8-12	1.88	47.6	2	50.8	4.72	119.9	2.42	61.5	1.27
24B-24FJX-SS	7362-01435	1 1/2	38.1	1 7/8-12	2	50.8	2.25	57.2	5.39	136.9	2.50	63.5	1.70
32B-32FJX-SS	7362-01465	2	50.8	2 1/2-12	2.75	69.9	3	76.2	6.48	164.6	2.86	72.6	3.00

Female SAE 45° Flare Swivel "B" Series



Descr.	Prod. No.	⊖		🌀	H1		H2		L		C		Weight (Lbs.)
		"	mm		"	mm	"	mm	"	mm	"	mm	
12B-12FSX-SS	7362-01335	3/4	19.1	1 1/16-14	1.06	26.9	1.25	31.8	3.41	86.6	1.71	43.4	.32

Dual Seat Female JIC 37°/SAE 45° Flare Swivel "B" Series



Descr.	Prod. No.	⊖		🌀	H1		H2		L		C		Weight (Lbs.)
		"	mm		"	mm	"	mm	"	mm	"	mm	
4B-4FJSX-SS	7362-01205	1/4	6.4	7/16-20	.50	12.7	.56	14.2	2.24	57.0	1.21	30.9	.07
8B-8FJSX-SS	7362-01265	1/2	12.7	3/4-16	.81	20.6	.87	22.1	2.82	71.6	1.38	35.1	.16

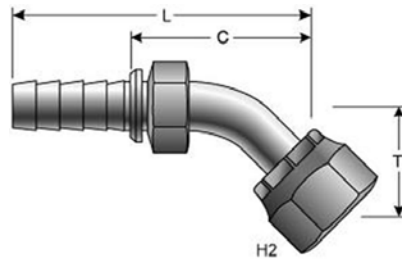
- HOSE
- HOSE/CPLG. SELECTION
- G8K COUPLINGS
- GLOBAL SPIRAL COUPLINGS
- PCM / PCS FERRULES
- MEGACRIMP COUPLINGS
- STAINLESS STEEL**
- POWER CRIMP COUPLINGS
- LOC. GL AND GLP COUPLINGS
- POLARSEAL COUPLINGS
- POLARSEAL II COUPLINGS
- C14 COUPLINGS
- PCTS THERMOPLASTIC COUPLINGS
- FIELD ATTACHABLE G1 & G2 COUPLINGS
- FIELD ATTACHABLE C5 & C5E COUPLINGS
- SURELOK AIR BRAKE COUPLINGS
- ADAPTERS
- QUICK DISCONNECT COUPLERS
- LIVE SWIVEL
- BALL VALVES
- ACCESSORIES
- EQUIPMENT AND PARTS

Stainless Steel Couplings

Dual Seat Female JIC 37°/SAE 45° Flare Swivel "B" Series - Continued

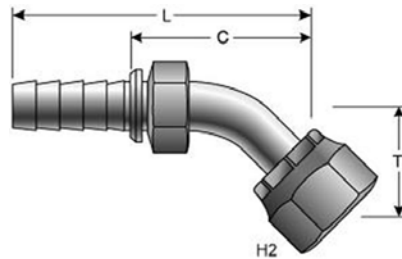
Descr.	Prod. No.	⊖		🌀		H1		H2		L		C		Weight (Lbs.)
		"	mm	"	"	mm	"	mm	"	mm	"	mm		
10B-10FJSX-SS	7362-01285	5/8	15.9	7/8-14	.93	23.6	1.06	26.9	3.06	77.7	1.61	41.4	.25	

Female JIC 37° Flare Swivel 45° Bent Tube "B" Series



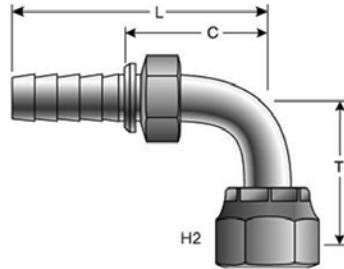
Descr.	Prod. No.	⊖		🌀		H2		T		L		C		Weight (Lbs.)
		"	mm	"	"	mm	"	mm	"	mm	"	mm		
6B-6FJX45S-SS	7362-11235	3/8	9.5	9/16-18	.75	19.1	.43	11.0	2.94	74.6	1.84	46.7	.11	
12B-12FJX45S-SS	7362-11345	3/4	19.1	1 1/16-12	1.25	31.8	.83	21.0	5.27	133.8	3.56	90.4	.50	

Dual Seat Female JIC 37°/SAE 45° Flare Swivel 45° Bent Tube "B" Series



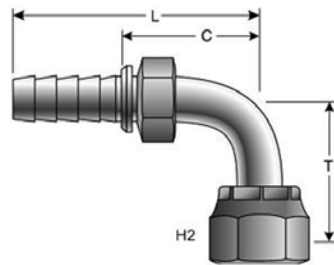
Descr.	Prod. No.	⊖		🌀		H2		T		L		C		Weight (Lbs.)
		"	mm	"	"	mm	"	mm	"	mm	"	mm		
4B-4FJSX45S-SS	7362-11205	1/4	6.4	7/16-20	.56	14.2	.39	10.0	2.59	65.7	1.56	39.6	.06	
8B-8FJSX45S-SS	7362-11285	1/2	12.7	3/4-16	.88	22.4	.59	15.0	3.65	92.7	2.22	56.4	.19	
10B-10FJSX45S-SS	7362-11305	5/8	15.9	7/8-14	1.06	26.9	.63	16.0	4.04	102.6	2.60	66.1	.31	

Female JIC 37° Flare Swivel 90° Bent Tube "B" Series



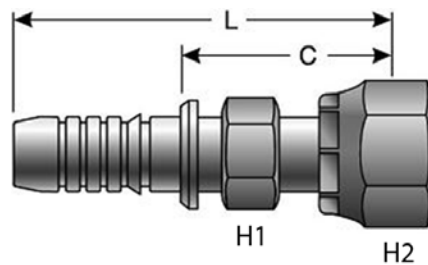
Descr.	Prod. No.	⊘		🌀	H2		T		L		C		Weight (Lbs.)
		"	mm		"	mm	"	mm	"	mm	"	mm	
6B-6FJX90M-SS	7362-21265	3/8	9.5	9/16-18	.75	19.1	1.50	38.0	2.13	54.1	1.03	26.2	.12
12B-12FJX90M-SS	7362-21455	3/4	19.1	1 1/16-12	1.25	31.8	2.28	57.9	3.81	96.8	2.11	53.5	.50
16B-16FJX90M-SS	7362-21555	1	25.4	1 5/16-12	1.50	38.1	2.80	71.0	4.37	110.9	2.66	67.6	.78

Dual Seat Female JIC 37°/SAE 45° Flare Swivel 90° Bent Tube "B" Series



Descr.	Prod. No.	⊘		🌀	H2		T		L		C		Weight (Lbs.)
		"	mm		"	mm	"	mm	"	mm	"	mm	
4B-4FJSX90M-SS	7362-21215	1/4	6.4	7/16-20	.56	14.2	1.26	32.0	1.92	48.9	.90	22.9	.07
8B-8FJSX90M-SS	7362-21355	1/2	12.7	3/4-16	.87	22.1	1.61	41.0	2.83	72.0	1.40	35.6	.22
10B-10FJSX90M-SS	7362-21405	5/8	15.9	7/8-14	1.06	26.9	1.85	47.0	3.06	77.7	1.62	41.2	.32

Female Flat-Face O-Ring Swivel Metric Hex "B" Series



Descr.	Prod. No.	⊘		🌀	H1		H2		L		C		Weight (Lbs.)
		"	mm		"	mm	"	mm	"	mm	"	mm	
4B-4FFORX-SS	7362-03045	1/4	6.4	9/16-18	.55	14	.67	17	2.14	54.5	1.11	28.4	.08

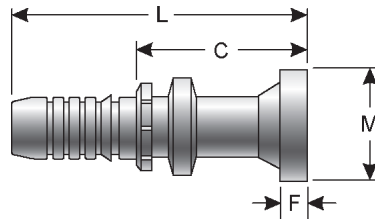
- HOSE
- HOSE/CPLG. SELECTION
- G8K COUPLINGS
- GLOBALSPIRAL COUPLINGS
- PCM / PCS FERRULES
- MEGACRIMP COUPLINGS
- STAINLESS STEEL
- POWER CRIMP COUPLINGS
- LOC. GL AND GLP COUPLINGS
- POLARSEAL COUPLINGS
- POLARSEAL II COUPLINGS
- C14 COUPLINGS
- PCTS THERMOPLASTIC COUPLINGS
- FIELD ATTACHABLE G1 & G2 COUPLINGS
- FIELD ATTACHABLE C5 & C5E COUPLINGS
- SURELOK AIR BRAKE COUPLINGS
- ADAPTERS
- QUICK DISCONNECT COUPLERS
- LIVE SWIVEL
- BALL VALVES
- ACCESSORIES
- EQUIPMENT AND PARTS

Stainless Steel Couplings

Female Flat-Face O-Ring Swivel Metric Hex "B" Series - Continued

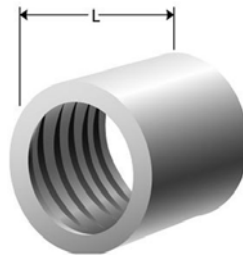
Descr.	Prod. No.	⊖		H1		H2		L		C		Weight (Lbs.)	
		"	mm	"	mm	"	mm	"	mm	"	mm		
8B-8FFORX-SS	7362-03085	1/2	12.7	13/16-16	.87	22.2	.87	24	2.89	73.4	1.46	37.1	.19
10B-10FFORX-SS	7362-03105	5/8	15.9	1-14	.94	24	1.18	30	3.09	78.5	1.66	42.1	.32
12B-12FFORX-SS	7362-03125	3/4	19.1	1 3/16-12	1.18	30	1.42	36	3.42	87.0	1.72	43.7	.51
16B-16FFORX-SS	7362-03145	1	25.4	1 7/16-12	1.42	36	1.61	40.9	3.97	101.0	2.27	57.7	1.12
20B-20FFORX-SS	7362-03165	1 1/4	31.8	1 11/16-12	1.81	46	1.97	41	4.88	124.0	2.58	65.6	1.47
24B-24FFORX-SS	7362-03185	1 1/2	38.1	2-12	1.97	50	2.36	60	5.51	140.0	2.61	66.4	2.25

Code 61 O-Ring Flange "B" Series



Descr.	Prod. No.	⊖		M		L		C		F		Weight (Lbs.)
		"	mm	"	mm	"	mm	"	mm	"	mm	
24B-24FL-SS	7362-04475	1 1/2	38.1	2.36	59.9	5.89	149.6	2.99	75.9	.31	7.9	1.65
32B-32FL-SS	7362-04205	2	50.8	2.81	71.4	6.27	159.3	2.65	67.3	.36	9.1	2.54

Non-Skive Ferrule "B" Series



Descr.	Prod. No.	⊖		L		Weight (Lbs.)
		"	mm	"	mm	
4B1F-1SS	7362-51305	1/4	6.4	1.25	31.8	.07
4B1F-2SS	7362-51415	1/4	6.4	1.04	26.3	.06
6B1F-1SS	7362-51425	3/8	9.5	1.20	30.5	.08
6B1F-2SS	7362-51435	3/8	9.5	1.20	30.5	.09
8B1F-1SS	7362-51465	1/2	12.7	1.47	37.3	.15
10B1F-1SS	7362-51475	5/8	15.9	1.47	37.3	.15
12B1F-1SS	7362-51505	3/4	19.1	1.69	42.9	.29
12B1F-2SS	7362-51565	3/4	19.1	1.65	42.0	.25
16B1F-2SS	7362-51885	1	25.4	1.97	50.0	.40
16B1F-3SS	7362-51865	1	25.4	1.69	43.0	.40
20B1F-1SS	7362-51545	1 1/4	31.8	2.41	61.2	.63
24B1F-2SS	7362-51665	1 1/2	38.1	2.98	75.8	1.07

Non-Skive Ferrule "B" Series - Continued

Descr.	Prod. No.	⊕		L		Weight (Lbs.)
		"	mm	"	mm	
24B1F-4SS	7362-51675	1 1/2	38.1	3.01	76.5	1.34
32B1F-2SS	7362-51705	2	50.8	3.54	90.0	1.73
32B1F-4SS	7362-51725	2	50.8	3.58	91.0	2.01

HOSE
HOSE/CPLG. SELECTION
G8K COUPLINGS
GLOBAL SPIRAL COUPLINGS
PCM / PCS FERRULES
MEGACRIMP COUPLINGS
STAINLESS STEEL
POWER CRIMP COUPLINGS
LOC. GL AND GLP COUPLINGS
POLARSEAL COUPLINGS
POLARSEAL II COUPLINGS
C14 COUPLINGS
PCTS THERMOPLASTIC COUPLINGS
FIELD ATTACHABLE G1 & G2 COUPLINGS
FIELD ATTACHABLE C5 & C5E COUPLINGS
SURELOK AIR BRAKE COUPLINGS
ADAPTERS
QUICK DISCONNECT COUPLERS
LIVE SWIVEL
BALL VALVES
ACCESSORIES
EQUIPMENT AND PARTS


Male Pipe (NPTF - 30° Cone Seat)



Descr.	Prod. No.	⊖		🌀	H1	L		C		Weight (Lbs.)
		"	mm			"	mm	"	mm	
3-2MP	7334-36215	3/16	4.8	1/8-27	1/2	2.03	51.6	.94	23.9	.04
3-4MP	7334-36245	3/16	4.8	1/4-18	9/16	2.22	56.4	1.13	28.7	.06

Male Pipe Swivel (NPTF - Without 30° Cone Seat)

NOT TO BE USED AS A LIVE SWIVEL.



Descr.	Prod. No.	⊖		🌀	H1	L		C		Weight (Lbs.)
		"	mm			"	mm	"	mm	
3-2MPX	7334-36335	3/16	4.8	1/8-27	1/2	2.40	61.0	1.31	33.3	.06

Female Pipe (NPTF - Without 30° Cone Seat)

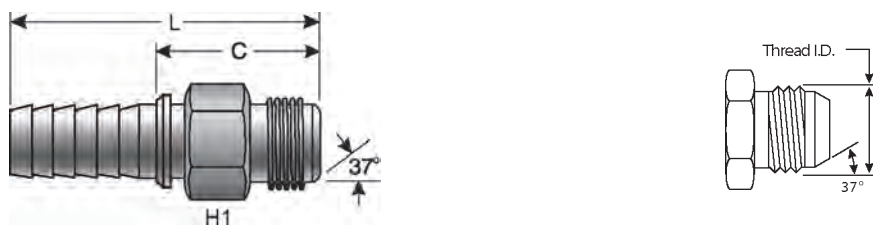


Descr.	Prod. No.	⊖		🌀	H1	L		C		Weight (Lbs.)
		"	mm			"	mm	"	mm	
3-2FP	7334-36225	3/16	4.8	1/8-27	9/16	1.85	47.0	.76	19.3	.04

- HOSE
- HOSE/CPLG. SELECTION
- G8K COUPLINGS
- GLOBALSPIRAL COUPLINGS
- PCM / PCS FERRULES
- MEGACRIMP COUPLINGS
- STAINLESS STEEL
- POWER CRIMP COUPLINGS**
- LOC. GL AND GLP COUPLINGS
- POLARSEAL COUPLINGS
- POLARSEAL II COUPLINGS
- C14 COUPLINGS
- PCTS THERMOPLASTIC COUPLINGS
- FIELD ATTACHABLE G1 & G2 COUPLINGS
- FIELD ATTACHABLE C5 & C5E COUPLINGS
- SURELOK AIR BRAKE COUPLINGS
- ADAPTERS
- QUICK DISCONNECT COUPLERS
- LIVE SWIVEL
- BALL VALVES
- ACCESSORIES
- EQUIPMENT AND PARTS

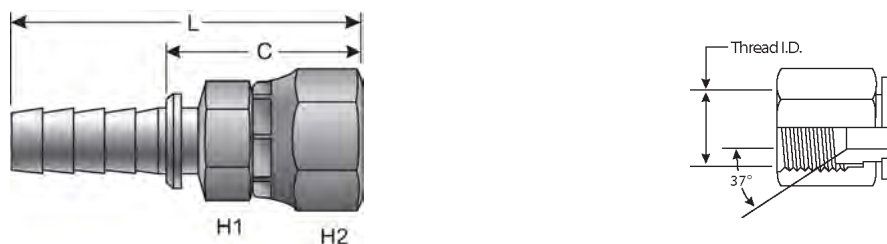
HOSE
HOSE/CPLG. SELECTION
G8K COUPLINGS
GLOBALSPIRAL COUPLINGS
PCM / PCS FERRULES
MEGACRIMP COUPLINGS
STAINLESS STEEL
POWER CRIMP COUPLINGS
LOC, GL AND GLP COUPLINGS
POLARSEAL COUPLINGS
POLARSEAL II COUPLINGS
C14 COUPLINGS
PCTS THERMOPLASTIC COUPLINGS
FIELD ATTACHABLE G1 & G2 COUPLINGS
FIELD ATTACHABLE C5 & C5E COUPLINGS
SURELOK AIR BRAKE COUPLINGS
ADAPTERS
QUICK DISCONNECT COUPLERS
LIVE SWIVEL
BALL VALVES
ACCESSORIES
EQUIPMENT AND PARTS

Male JIC 37° Flare



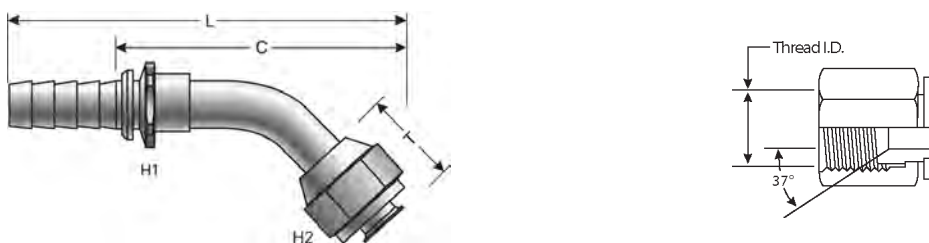
Descr.	Prod. No.	⊖		🌀	H1	L		C		Weight (Lbs.)
		"	mm			"	mm	"	mm	
3-4MJ	7334-36235	3/16	4.8	7/16-20	1/2	2.09	53.1	1.00	25.4	.04

Female JIC 37° Flare Swivel



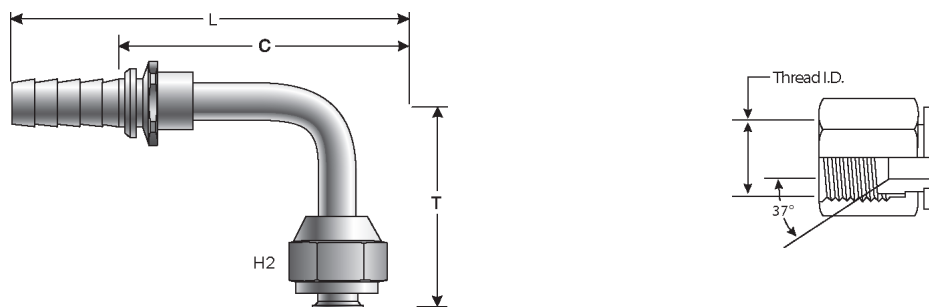
Descr.	Prod. No.	⊖		🌀	H1	H2	L		C		Weight (Lbs.)
		"	mm				"	mm	"	mm	
3-3FJX	7334-36315	3/16	4.8	3/8-24	1/2	9/16	2.20	55.9	1.11	28.2	.06
3-4FJX	7334-36325	3/16	4.8	7/16-20	1/2	9/16	2.21	56.1	1.12	28.5	.06

Female JIC 37° Flare Swivel - 45° Bent Tube



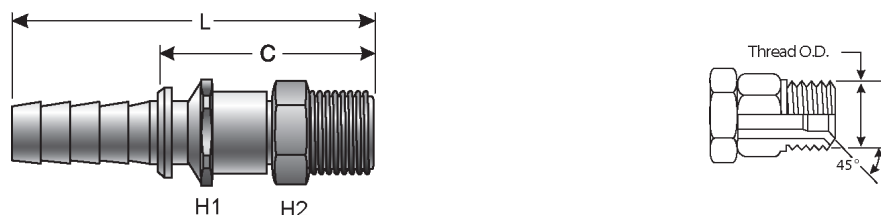
Descr.	Prod. No.	⊖		🌀	H1	H2	L		C		Weight (Lbs.)
		"	mm				"	mm	"	mm	
3C2-4FJX45S	7303-01005	3/16	4.8	7/16-20	1/2	9/16	2.80	71.1	1.71	43.4	.07

Female JIC 37° Flare Swivel - 90° Bent Tube



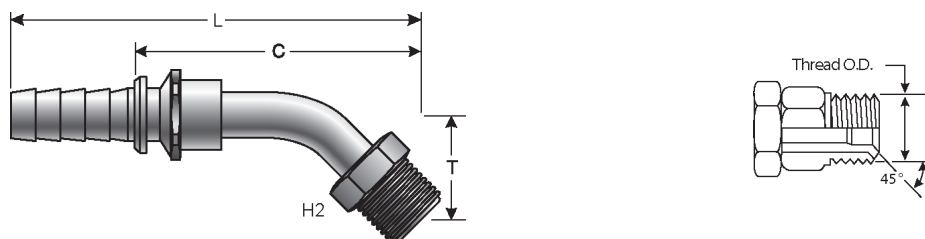
Descr.	Prod. No.	⊖		🌀	H2	T		L		C		Weight (Lbs.)
		"	mm			"	mm	"	mm	"	mm	
3C2-4FJX90S	7303-01505	3/16	4.8	7/16-20	9/16	.68	17.3	2.54	64.5	1.45	36.8	.09

SAE Male Inverted Swivel



Descr.	Prod. No.	⊖		🌀	H1	H2	L		C		Weight (Lbs.)
		"	mm				"	mm	"	mm	
3C2-3MIX	7303-02995	3/16	4.8	3/8-24	1/2	3/8	2.67	67.8	1.58	40.1	.06

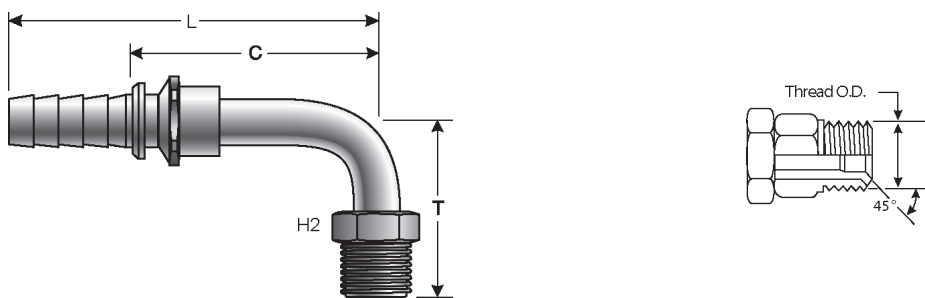
SAE Male Inverted Swivel - 45° Bent Tube



Descr.	Prod. No.	⊖		🌀	H2	T		L		C		Weight (Lbs.)
		"	mm			"	mm	"	mm	"	mm	
3C2-3MIX45S	7303-03205	3/16	4.8	3/8-24	3/8	.58	14.7	2.78	70.6	1.69	42.9	.06

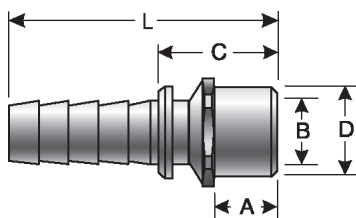
- HOSE
- HOSE/CPLG. SELECTION
- G8K COUPLINGS
- GLOBALSPIRAL COUPLINGS
- PCM / PCS FERRULES
- MEGACRIMP COUPLINGS
- STAINLESS STEEL
- POWER CRIMP COUPLINGS
- LOC. GL AND GLP COUPLINGS
- POLARSEAL COUPLINGS
- POLARSEAL II COUPLINGS
- C14 COUPLINGS
- PCTS THERMOPLASTIC COUPLINGS
- FIELD ATTACHABLE G1 & G2 COUPLINGS
- FIELD ATTACHABLE C5 & C5E COUPLINGS
- SURELOK AIR BRAKE COUPLINGS
- ADAPTERS
- QUICK DISCONNECT COUPLERS
- LIVE SWIVEL
- BALL VALVES
- ACCESSORIES
- EQUIPMENT AND PARTS

SAE Male Inverted Swivel - 90° Bent Tube



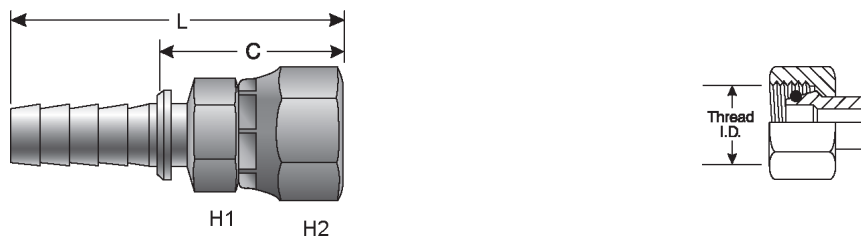
Descr.	Prod. No.	⊖		H2	T		L		C		Weight (Lbs.)	
		"	mm		"	mm	"	mm	"	mm		
3C2-3MIX90	7303-03495	3/16	4.8	3/8-24	3/8	1.05	26.7	2.42	61.5	1.33	33.8	.06

Female Braze-On Stems



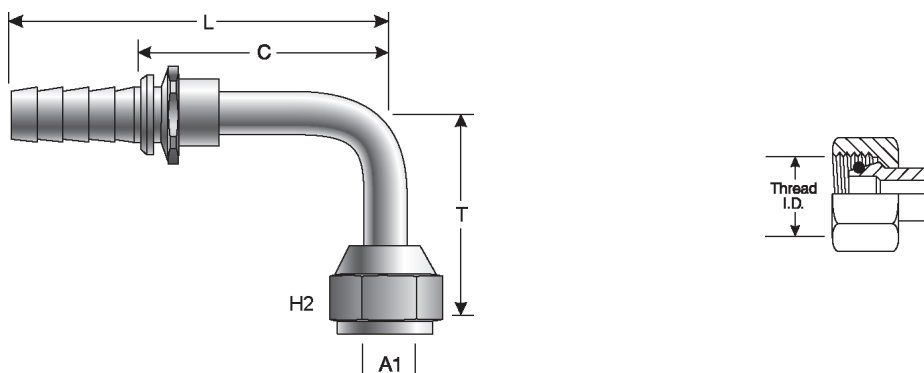
Descr.	Prod. No.	⊖		B	A	D	L		C		Weight (Lbs.)	
		"	mm				"	mm	"	mm		
3-4FBO	7305-09135	3/16	4.8	.25	1/4	.56	14.22	1.76	44.7	.68	17.3	.06
4-4FBO	7305-09145	1/4	6.4	.25	1/4	.56	14.22	1.67	42.4	.58	14.7	.04
4-5FBO	7305-09165	1/4	6.4	.32	3/8	.56	14.22	1.67	42.4	.58	14.7	.04
6-6FBO	7334-36755	3/8	9.5	.38	3/8	.75	19.05	1.72	43.7	.70	17.8	.08
6-8FBO	7305-29165	3/8	9.5	.50	3/8	.88	22.35	1.72	43.7	.70	17.8	.06
8-8FBO	7305-39145	1/2	12.7	.50	3/8	.88	22.35	2.20	55.9	.76	19.3	.11
8-10FBO	7305-39165	1/2	12.7	.63	3/8	.88	22.35	2.20	55.9	.76	19.3	.10
12-12FBO	7305-59145	3/4	19.1	.75	3/8	1.12	28.45	2.47	62.7	.76	19.3	.18
12-16FBO	7305-59165	3/4	19.1	1.01	15/32	1.38	35.05	2.75	69.9	1.04	26.4	.19
16-16FBO	7305-69145	1	25.4	1.01	15/32	1.38	35.05	2.75	69.9	1.04	26.4	.40
20-20FBO	7305-79145	1 1/4	31.8	1.26	3/8	1.81	45.97	3.29	83.6	1.11	28.2	.73
24-24FBO	7305-89145	1 1/2	38.1	1.51	3/8	2.00	50.80	3.75	95.3	1.11	28.2	3.65

Female DIN 24° Cone Swivel - Light Series



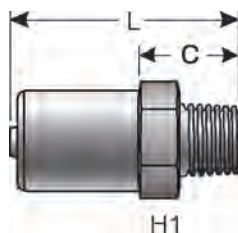
Descr.	Prod. No.	⊖		🌀	H1	H2	L		C		⊖	Weight (Lbs.)
		"	mm				"	mm	"	mm		
3C2-6FDLX	7303-08195	3/16	4.8	M12X1.5	14	14	2.20	55.9	1.11	28.2	6.0	.11

Female DIN 24° Cone Swivel - Light Series - 90° Bent Tube



Descr.	Prod. No.	⊖		🌀	H2	T		L		C		A1	Weight (Lbs.)
		"	mm			"	mm	"	mm	"	mm		
3C2-6FDLX90	7303-08205	3/16	4.8	M12X1.5	14	1.26	32.0	2.52	64.0	1.43	36.3	6.0	.10

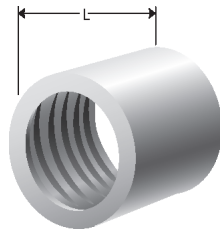
Male Special Grease Fitting



Descr.	Prod. No.	⊖		🌀	H1	L		C		Weight (Lbs.)
		"	mm			"	mm	"	mm	
3-2MPG	7334-32445	3/16	4.8	1/8-27	9/16	1.34	34.0	.56	14.2	.05
3-2MPGB	7334-37925	3/16	4.8	1/8-27	9/16	1.34	34.0	.78	19.8	.05

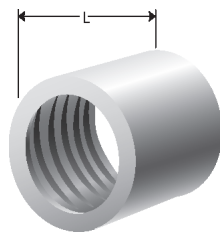
- HOSE
- HOSE/CPLG. SELECTION
- G8K COUPLINGS
- GLOBALSPIRAL COUPLINGS
- PCM / PCS FERRULES
- MEGACRIMP COUPLINGS
- STAINLESS STEEL
- POWER CRIMP COUPLINGS**
- LOC. GL AND GLP COUPLINGS
- POLARSEAL COUPLINGS
- POLARSEAL II COUPLINGS
- C14 COUPLINGS
- PCTS THERMOPLASTIC COUPLINGS
- FIELD ATTACHABLE G1 & G2 COUPLINGS
- FIELD ATTACHABLE C5 & C5E COUPLINGS
- SURELOK AIR BRAKE COUPLINGS
- ADAPTERS
- QUICK DISCONNECT COUPLERS
- LIVE SWIVEL
- BALL VALVES
- ACCESSORIES
- EQUIPMENT AND PARTS

Power Crimp® Two Ferrules (Steel) - PC2F Series



Descr.	Prod. No.	L		Ø		Weight (Lbs.)
		"	mm	"	mm	
3PC2F-2	7266-00075	1.00	25.4	.76	19.3	.05
4PC2F-2	7266-00345	1.00	25.4	.84	21.3	.05
4PC2F-4	7266-00395	1.20	30.5	.89	22.6	.07
5PC2F-2	7266-00385	1.00	25.4	.87	22.1	.05
6PC2F-2	7266-00335	1.00	25.4	.94	23.9	.05
6PC2F-4	7266-00405	1.20	30.5	1.06	26.9	.09
8PC2F-2	7266-00025	1.25	31.8	1.13	28.7	.11
8PC2F-4	7266-00415	1.47	37.3	1.28	32.5	.17
10PC2F-2B	7266-00465	1.47	37.3	1.32	33.5	.08
10PC2F-2C	7266-08105	1.25	31.8	1.23	31.2	.13
12PC2F-2	7266-00185	1.47	37.3	1.50	38.1	.14
12PC2F-4	7266-00145	1.97	50.0	1.38	35.1	.25
16PC2F-2	7266-00135	1.97	50.0	1.75	44.5	.32
16PC2F-4	7266-00175	2.07	52.6	1.87	47.5	.40
20PC2F-2	7266-00225	2.35	59.7	2.25	57.2	.70
20PC2F-4	7266-00215	2.77	70.4	2.19	55.6	.71
24PC2F-4	7266-00355	2.88	73.2	2.55	64.8	.87
32PC2F-4	7266-00375	3.43	87.1	3.16	80.3	1.59

Power Crimp® One Non-Skive Ferrules (Steel) - PC1FS Series



Descr.	Prod. No.	L		Ø		Weight (Lbs.)
		"	mm	"	mm	
3PC1FS	7266-07035	1.20	30.5	.83	21.1	.05
4M3KPC	7266-07805	1.20	30.5	.89	22.6	.07
4PC1F-M2S	7266-07635	1.20	30.5	.83	21.1	.05
4PC1FS	7266-07045	1.28	32.5	.87	22.1	.10
5PC1FS	7266-07055	1.20	30.5	.97	24.6	.07
6M3KPC	7266-07815	1.20	30.5	.97	24.6	.07
6PC1F-M2S	7266-07375	1.20	30.5	1.06	26.9	.09
6PC1FS	7266-07065	1.20	30.5	.96	24.4	.09
8M3KPC	7266-07825	1.50	38.1	1.15	29.2	.15
8PC1F-M2S	7266-07395	1.47	37.3	1.20	30.5	.19
8PC1FS	7266-07085	1.47	37.3	1.15	29.2	.10
10PC1F-M2S	7266-07415	1.47	37.3	1.31	33.3	.19

Power Crimp® One Non-Skive Ferrules (Steel) - PC1FS Series - Continued

Descr.	Prod. No.	L		Ø		Weight (Lbs.)
		"	mm	"	mm	
10PC1FS-M3K	7266-07105	1.49	37.9	1.21	30.7	.13
12PC1F-M2S	7266-07435	1.69	42.9	1.57	39.9	.29
12PC1FS-M3K	7266-07125	1.69	42.9	1.53	38.9	.21
16PC1F-M2S	7266-07475	1.69	42.9	1.94	49.3	.44
16PC1FS	7266-07165	1.69	42.9	1.32	33.5	.34
20PC1FS	7266-07205	2.41	61.2	2.38	60.5	.61
24PC1FS	7266-07245	2.69	68.3	2.69	68.3	.82
32PC1FS	7266-07325	3.56	90.4	3.25	82.6	1.65

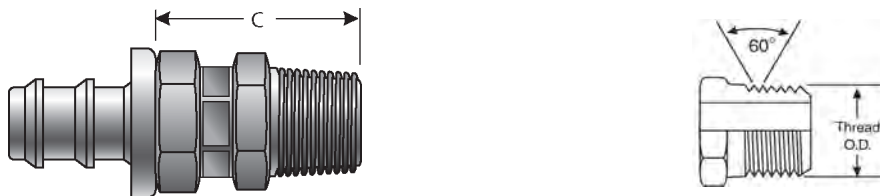
HOSE
HOSE/CPLG. SELECTION
G8K COUPLINGS
GLOBALSPIRAL COUPLINGS
PCM / PCS FERRULES
MEGACRIMP COUPLINGS
STAINLESS STEEL
POWER CRIMP COUPLINGS
LOC. GL AND GLP COUPLINGS
POLARSEAL COUPLINGS
POLARSEAL II COUPLINGS
C14 COUPLINGS
PCTS THERMOPLASTIC COUPLINGS
FIELD ATTACHABLE G1 & G2 COUPLINGS
FIELD ATTACHABLE C5 & C5E COUPLINGS
SURELOK AIR BRAKE COUPLINGS
ADAPTERS
QUICK DISCONNECT COUPLERS
LIVE SWIVEL
BALL VALVES
ACCESSORIES
EQUIPMENT AND PARTS

Male Pipe With Cone Seat



Descr.	Prod. No.	⊖		🌀	C		Weight (Lbs.)
		"	mm		"	mm	
4LOC-2RMP	7250-04435	1/4	6.4	1/8-27	.56	14.2	.04
4LOC-4RMP	7250-04445	1/4	6.4	1/4-18	.81	20.6	.04
4LOC-6RMP	7250-16065	1/4	6.4	3/8-18	.88	22.4	.05
5LOC-2RMP	7250-04455	5/16	7.9	1/8-27	.81	20.6	.04
5LOC-4RMP	7250-04465	5/16	7.9	1/4-18	.77	19.6	.06
6LOC-2RMP	7250-04475	3/8	9.5	1/8-27	.56	14.2	.06
6LOC-4RMP	7250-04485	3/8	9.5	1/4-18	.81	20.6	.06
6LOC-6RMP	7250-04495	3/8	9.5	3/8-18	.88	22.4	.10
6LOC-8RMP	7250-16075	3/8	9.5	1/2-14	.88	22.4	.01
8LOC-4RMP	7250-16085	1/2	12.7	1/4-18	.81	20.6	.10
8LOC-6RMP	7250-04505	1/2	12.7	3/8-18	.88	22.4	.08
8LOC-8RMP	7250-04515	1/2	12.7	1/2-14	.88	22.4	.14
8LOC-12RMP	7250-16095	1/2	12.7	3/4-14	1.13	28.7	.16
10LOC-6RMP	7250-16105	5/8	15.9	3/8-18	.88	22.4	.20
10LOC-8RMP	7250-04525	5/8	15.9	1/2-14	1.06	26.9	.14
10LOC-12RMP	7250-16115	5/8	15.9	3/4-14	.88	22.4	.20
12LOC-8RMP	7250-16125	3/4	19.1	1/2-14	.88	22.4	.20
12LOC-12RMP	7250-04535	3/4	19.1	3/4-14	1.13	28.7	.20

Male Pipe Swivel Without Cone Seat



Descr.	Prod. No.	⊖		🌀	C		Weight (Lbs.)
		"	mm		"	mm	
4LOC-4RMPX	7250-16135	1/4	6.4	1/4-18	1.81	46.0	.05
6LOC-6RMPX	7250-16145	3/8	9.5	3/8-18	2.00	50.8	.06
8LOC-8RMPX	7250-16155	1/2	12.7	1/2-14	2.38	60.5	.15
12LOC-12RMPX	7250-16165	3/4	19.1	3/4-1/4	2.68	68.1	.25

- HOSE
- HOSE/CPLG. SELECTION
- G8K COUPLINGS
- GLOBALSPIRAL COUPLINGS
- PCM / PCS FERRULES
- MEGACRIMP COUPLINGS
- STAINLESS STEEL
- POWER CRIMP COUPLINGS
- LOC, GL AND GLP COUPLINGS
- POLARSEAL COUPLINGS
- POLARSEAL II COUPLINGS
- C14 COUPLINGS
- PCTS THERMOPLASTIC COUPLINGS
- FIELD ATTACHABLE G1 & G2 COUPLINGS
- FIELD ATTACHABLE C5 & C5E COUPLINGS
- SURELOK AIR BRAKE COUPLINGS
- ADAPTERS
- QUICK DISCONNECT COUPLERS
- LIVE SWIVEL
- BALL VALVES
- ACCESSORIES
- EQUIPMENT AND PARTS

Brass Field Attachable Couplings for Lock-On

Male Pipe 90° Block With Cone Seat



Descr.	Prod. No.	⊖		🌀	C		Weight (Lbs.)
		"	mm		"	mm	
4LOC-2RMP90	7250-16175	1/4	6.4	1/8-27	.31	7.9	.05
4LOC-4RMP90	7250-16185	1/4	6.4	1/4-18	.38	9.7	.05
5LOC-2RMP90	7250-04555	5/16	7.9	1/8-27	.31	7.9	.06
5LOC-4RMP90	7250-04565	5/16	7.9	1/4-18	.38	9.7	.08
6LOC-2RMP90	7250-04575	3/8	9.5	1/8-27	.38	9.7	.06
6LOC-4RMP90	7250-04585	3/8	9.5	1/4-18	.40	10.2	.08
6LOC-6RMP90	7250-16195	3/8	9.5	3/8-18	.43	10.9	.15
8LOC-8RMP90	7250-16205	1/2	12.7	1/2-14	.50	12.7	.16
12LOC-12RMP90	7250-16215	3/4	19.1	3/4-14	.76	19.3	.28

Female Pipe Without Cone Seat



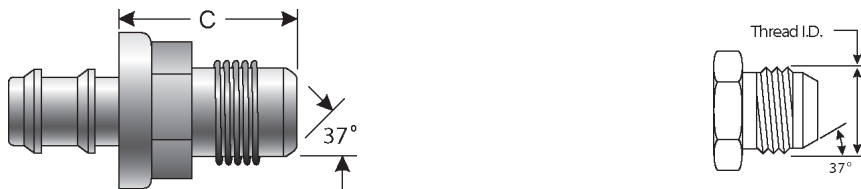
Descr.	Prod. No.	⊖		🌀	C		Weight (Lbs.)
		"	mm		"	mm	
4LOC-4RFP	7250-04595	1/4	6.4	1/4-18	.50	12.7	.06
5LOC-4RFP	7250-16225	5/16	7.9	1/4-18	.50	12.7	.05
6LOC-6RFP	7250-04605	3/8	9.5	3/8-18	.63	16.0	.08
8LOC-6RFP	7250-16235	1/2	12.7	3/8-18	.63	16.0	.05
8LOC-8RFP	7250-04615	1/2	12.7	1/2-14	.75	19.1	.12
10LOC-8RFP	7250-16245	5/8	15.9	1/2-14	.75	19.1	.12
12LOC-12RFP	7250-16255	3/4	19.1	3/4-14	.93	23.6	.24

Female Pipe Swivel With Cone Seat



Descr.	Prod. No.	⊖		🌀	C		Weight (Lbs.)
		"	mm		"	mm	
4LOC-2RFPX	7250-16265	1/4	6.4	1/8-27	1.81	46.0	.04
4LOC-4RFPX	7250-16275	1/4	6.4	1/4-18	1.81	46.0	.06
4LOC-6RFPX	7250-16285	1/4	6.4	3/8-18	2.00	50.8	.08
6LOC-4RFPX	7250-16295	3/8	9.5	1/4-18	1.81	46.0	.08
6LOC-6RFPX	7250-16305	3/8	9.5	3/8-18	2.00	50.8	.10
6LOC-8RFPX	7250-16315	3/8	9.5	1/2-14	2.38	60.5	.10
8LOC-8RFPX	7250-16325	1/2	12.7	1/2-14	2.38	60.5	.12
10LOC-12RFPX	7250-16345	3/4	19.1	3/4-14	2.68	68.1	.26
12LOC-12RFPX	7250-16355	3/4	19.1	3/4-14	2.68	68.1	.20

Male JIC 37° Flare



Descr.	Prod. No.	⊖		🌀	C		Weight (Lbs.)
		"	mm		"	mm	
4LOC-4RMJ	7250-16365	1/4	6.4	7/16-20	.81	20.6	.05
4LOC-5RMJ	7250-16375	1/4	6.4	1/2-20	.94	23.9	.04
4LOC-6RMJ	7250-16385	1/4	6.4	9/16-18	1.00	25.4	.06
6LOC-4RMJ	7250-16395	3/8	9.5	7/16-20	.88	22.4	.05
6LOC-5RMJ	7250-16405	3/8	9.5	1/2-20	.94	23.9	.06
6LOC-6RMJ	7250-16415	3/8	9.5	9/16-18	1.00	25.4	.05
6LOC-8RMJ	7250-16425	3/8	9.5	3/4-16	1.19	30.2	.15
8LOC-8RMJ	7250-16435	1/2	12.7	3/4-16	1.19	30.2	.12
8LOC-10RMJ	7250-16445	1/2	12.7	7/8-14	1.27	32.3	.18
10LOC-8RMJ	7250-16455	5/8	15.9	3/4-16	1.19	30.2	.18
10LOC-10RMJ	7250-16465	5/8	15.9	7/8-14	1.27	32.3	.18
12LOC-10RMJ	7250-16475	3/4	19.1	7/8-14	1.27	32.3	.26
12LOC-12RMJ	7250-16485	3/4	19.1	1 1/16-12	1.33	33.8	.30

- HOSE
- HOSE/CPLG. SELECTION
- G8K COUPLINGS
- GLOBALSPIRAL COUPLINGS
- PCM / PCS FERRULES
- MEGACRIMP COUPLINGS
- STAINLESS STEEL
- POWER CRIMP COUPLINGS
- LOC, GL AND GLP COUPLINGS
- POLARSEAL COUPLINGS
- POLARSEAL II COUPLINGS
- C14 COUPLINGS
- PCTS THERMOPLASTIC COUPLINGS
- FIELD ATTACHABLE G1 & G2 COUPLINGS
- FIELD ATTACHABLE C5 & C5E COUPLINGS
- SURELOK AIR BRAKE COUPLINGS
- ADAPTERS
- QUICK DISCONNECT COUPLERS
- LIVE SWIVEL
- BALL VALVES
- ACCESSORIES
- EQUIPMENT AND PARTS

Brass Field Attachable Couplings for Lock-On

Female JIC 37° Flare Swivel



Descr.	Prod. No.	⊖		🌀	C		Weight (Lbs.)
		"	mm		"	mm	
4LOC-6RFJX	7250-16495	1/4	6.4	3/8-18	.74	18.8	.05
6LOC-6RFJX	7250-04625	3/8	9.5	9/16-18	.81	20.6	.06
12LOC-12RFJX	7250-04635	3/4	19.1	1 1/16-12	1.09	27.7	.22

Male SAE 45° Flare



Descr.	Prod. No.	⊖		🌀	C		Weight (Lbs.)
		"	mm		"	mm	
4LOC-4RMS	7250-04645	1/4	6.4	7/16-20	.69	17.5	.04
4LOC-5RMS	7250-04655	1/4	6.4	1/2-20	.38	9.7	.04
4LOC-6RMS	7250-04665	1/4	6.4	5/8-18	.88	22.4	.06
5LOC-5RMS	7250-04675	5/16	7.9	1/2-20	.81	20.6	.06
6LOC-4RMS	7250-16505	3/8	9.5	7/16-20	.69	17.5	.06
6LOC-5RMS	7250-16515	3/8	9.5	1/2-20	.81	20.6	.06
6LOC-6RMS	7250-04685	3/8	9.5	5/8-18	.88	22.4	.08
6LOC-8RMS	7250-16525	3/8	9.5	3/4-16	1.31	33.3	.15
8LOC-8RMS	7250-18285	1/2	12.7	3/4-16	1.13	28.7	.12
8LOC-10RMS	7250-16535	1/2	12.7	7/8-14	1.27	32.3	.18
10LOC-8RMS	7250-16545	5/8	15.9	3/4-16	1.13	28.7	.20
10LOC-10RMS	7250-16555	5/8	15.9	7/8-14	1.27	32.3	.18
12LOC-10RMS	7250-16565	3/4	19.1	7/8-14	1.27	32.3	.26
12LOC-12RMS	7250-16575	3/4	19.1	1 1/16-14	1.83	46.5	.32

HOSE

HOSE/CPLG.
SELECTION

G8K COUPLINGS

GLOBALSPIRAL
COUPLINGSPCM / PCS
FERRULESMEGACRIMP
COUPLINGSSTAINLESS
STEELPOWER CRIMP
COUPLINGSLOC, GL AND GLP
COUPLINGSPOLARSEAL
COUPLINGSPOLARSEAL II
COUPLINGS

C14 COUPLINGS

PCTS
THERMOPLASTIC
COUPLINGSFIELD
ATTACHABLE G1
& G2 COUPLINGSFIELD
ATTACHABLE C5
& C5E
COUPLINGSSURELOK AIR
BRAKE
COUPLINGS

ADAPTERS

QUICK
DISCONNECT
COUPLERS

LIVE SWIVEL

BALL VALVES

ACCESSORIES

EQUIPMENT AND
PARTS

Brass Field Attachable Couplings for Lock-On

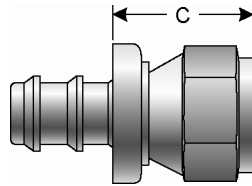
Female SAE 45° Flare Swivel



Descr.	Prod. No.	⊖		🌀	C		Weight (Lbs.)
		"	mm		"	mm	
4LOC-6RFSX	7250-16585	1/4	6.4	5/8-18	.69	17.5	.06
5LOC-6RFSX*	7250-18295	5/16	7.9	5/8-18	.81	20.6	.07
6LOC-6RFSX	7250-04695	3/8	9.5	5/8-18	.84	21.3	.08
8LOC-6RFSX	7250-16595	1/2	12.7	5/8-18	.84	21.3	.12
12LOC-12RFSX	7250-04705	3/4	19.1	1 1/16-14	1.09	27.7	.22

*Steel

Dual Seat Female JIC 37°/SAE 45° Flare Swivel



Descr.	Prod. No.	⊖		🌀	C		Weight (Lbs.)
		"	mm		"	mm	
4LOC-4RFJSX	7250-04715	1/4	6.4	7/16-20	.75	19.1	.04
4LOC-5RFJSX	7250-04725	1/4	6.4	1/2-20	.78	19.8	.04
5LOC-5RFJSX*	7250-04735	5/16	7.9	1/2-20	.81	20.6	.04
6LOC-5RFJSX	7250-04745	3/8	9.5	1/2-20	.81	20.6	.06
6LOC-8RFJSX	7250-18305	3/8	9.5	3/4-16	.97	24.6	.13
8LOC-8RFJSX	7250-04755	1/2	12.7	3/4-16	.97	24.6	.25
8LOC-10RFJSX	7250-18315	1/2	12.7	7/8-14	1.00	25.4	.13
10LOC-10RFJSX	7250-04765	5/8	15.9	7/8-14	1.00	25.4	.30
12LOC-10RFJSX	7250-04775	3/4	19.1	7/8-14	1.00	25.4	.20

*Steel

HOSE
HOSE/CPLG. SELECTION
G8K COUPLINGS
GLOBALSPIRAL COUPLINGS
PCM / PCS FERRULES
MEGACRIMP COUPLINGS
STAINLESS STEEL
POWER CRIMP COUPLINGS
LOC. GL AND GLP COUPLINGS
POLARSEAL COUPLINGS
POLARSEAL II COUPLINGS
C14 COUPLINGS
PCTS THERMOPLASTIC COUPLINGS
FIELD ATTACHABLE G1 & G2 COUPLINGS
FIELD ATTACHABLE C5 & C5E COUPLINGS
SURELOK AIR BRAKE COUPLINGS
ADAPTERS
QUICK DISCONNECT COUPLERS
LIVE SWIVEL
BALL VALVES
ACCESSORIES
EQUIPMENT AND PARTS

Brass Field Attachable Couplings for Lock-On

Male SAE Inverted Flare Swivel



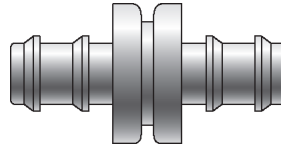
Descr.	Prod. No.	⌀		🌀	C		Weight (Lbs.)
		"	mm		"	mm	
4LOC-3RMIX	7250-04785	1/4	6.4	3/8-24	.78	19.8	.04
4LOC-4RMIX	7250-04795	1/4	6.4	7/16-24	.78	19.8	.04
4LOC-5RMIX	7250-04805	1/4	6.4	1/2-20	.78	19.8	.04
5LOC-5RMIX	7250-04825	5/16	7.9	1/2-20	.82	20.8	.04
5LOC-6RMIX	7250-04835	5/16	7.9	5/8-18	.86	21.8	.08
6LOC-5RMIX	7250-04845	3/8	9.5	1/2-20	.82	20.8	.06
6LOC-6RMIX	7250-04855	3/8	9.5	5/8-18	.97	24.6	.08
6LOC-8RMIX	7250-16605	3/8	9.5	3/4-18	1.00	25.4	.05
8LOC-6RMIX	7250-16615	1/2	12.7	5/8-18	.97	24.6	.10
8LOC-8RMIX	7250-04865	1/2	12.7	3/4-18	1.00	25.4	.10
10LOC-10RMIX	7250-18325	5/8	15.9	7/8-18	1.00	25.4	.16

Female SAE Inverted Flare



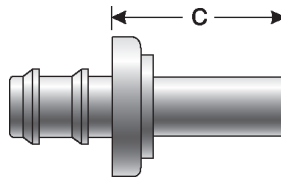
Descr.	Prod. No.	⌀		🌀	C		Weight (Lbs.)
		"	mm		"	mm	
4LOC-3RFI	7250-04875	1/4	6.4	3/8-24	.75	19.1	.02
4LOC-4RFI	7250-04885	1/4	6.4	7/16-24	.75	19.1	.02
4LOC-5RFI	7250-04895	1/4	6.4	1/2-20	.75	19.1	.02
5LOC-5RFI	7250-04905	5/16	7.9	1/2-20	.75	19.1	.04
6LOC-5RFI	7250-04915	3/8	9.5	1/2-20	.75	19.1	.08
6LOC-6RFI	7250-04925	3/8	9.5	5/8-18	.88	22.4	.20
8LOC-8RFI	7250-04935	3/8	9.5	3/4-18	.93	23.6	.08

Hose Length Extenders



Descr.	Prod. No.	⊖		Weight (Lbs.)
		"	mm	
4LOC-4RHM	7250-04995	1/4	6.4	.04
5LOC-5RHM	7250-05005	5/16	7.9	.04
6LOC-6RHM	7250-05015	3/8	9.5	.06
8LOC-8RHM	7250-05025	1/2	12.7	.08
10LOC-10RHM	7250-18335	5/8	15.9	.17
12LOC-12RHM	7250-18345	3/4	19.1	.16

North American Stand Pipe



Descr.	Prod. No.	⊖		⊕		C		Weight (Lbs.)
		"	mm	"	mm	"	mm	
4LOC-3RFT	7250-04945	1/4	6.4	3/16	4.8	.75	19.1	.02
4LOC-4RFT	7250-04955	1/4	6.4	1/4	6.4	1.00	25.4	.02
4LOC-5RFT	7250-04965	1/4	6.4	5/16	7.9	1.13	28.7	.06
5LOC-5RFT	7250-04975	5/16	7.9	5/16	7.9	1.13	28.7	.04
6LOC-6RSP	7250-04985	3/8	9.5	3/8	9.5	1.25	31.8	.04
8LOC-8RSP	7250-16625	1/2	12.7	1/2	12.7	1.00	25.4	.05
10LOC-10RSP	7250-16635	5/8	15.9	5/8	16.0	1.00	25.4	.08

HOSE

HOSE/CPLG. SELECTION

G8K COUPLINGS

GLOBALSPIRAL COUPLINGS

PCM / PCS FERRULES

MEGACRIMP COUPLINGS

STAINLESS STEEL

POWER CRIMP COUPLINGS

LOC. GL AND GLP COUPLINGS

POLARSEAL COUPLINGS

POLARSEAL II COUPLINGS

C14 COUPLINGS

PCTS THERMOPLASTIC COUPLINGS

FIELD ATTACHABLE G1 & G2 COUPLINGS

FIELD ATTACHABLE C5 & C5E COUPLINGS

SURELOK AIR BRAKE COUPLINGS

ADAPTERS

QUICK DISCONNECT COUPLERS

LIVE SWIVEL

BALL VALVES

ACCESSORIES

EQUIPMENT AND PARTS

GLP Couplings

HOSE

HOSE/CPLG.
SELECTION

G8K COUPLINGS

GLOBALSPIRAL
COUPLINGS

PCM / PCS
FERRULES

MEGACRIMP
COUPLINGS

STAINLESS
STEEL

POWER CRIMP
COUPLINGS

LOC, GL AND GLP
COUPLINGS

POLARSEAL
COUPLINGS

POLARSEAL II
COUPLINGS

C14 COUPLINGS

PCTS
THERMOPLASTIC
COUPLINGS

FIELD
ATTACHABLE G1
& G2 COUPLINGS

FIELD
ATTACHABLE C5
& C5E
COUPLINGS

SURELOK AIR
BRAKE
COUPLINGS

ADAPTERS

QUICK
DISCONNECT
COUPLERS

LIVE SWIVEL

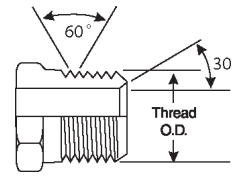
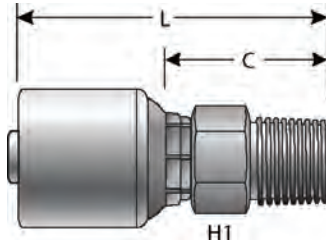
BALL VALVES

ACCESSORIES

EQUIPMENT AND
PARTS

Male Pipe (NPTF - 30° Cone Seat)

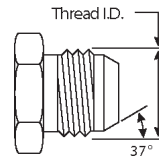
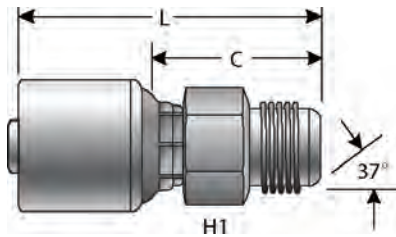
Special GLP Dies Required.



Descr.	Prod. No.	⊖		🌀	H1		L		C		Weight (Lbs.)
		"	mm		"	mm	"	mm	"	mm	
10GLP1-8MP	7351-02275	5/8	15.9	1/2	15/16	2.40	61.0	1.55	39.4	.22	
12GLP1-12MP	7351-02325	3/4	19.1	3/4	1 1/16	2.64	67.1	1.56	39.6	.30	

Male JIC 37° Flare

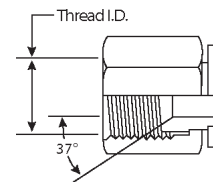
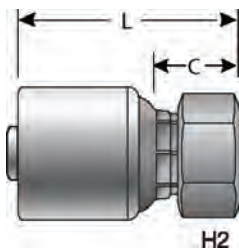
Special GLP Dies Required.



Descr.	Prod. No.	⊖		🌀	H1		L		C		Weight (Lbs.)
		"	mm		"	mm	"	mm	"	mm	
4GLP1-4MJ	7351-01045	1/4	6.4	7/16-20	9/16	—	1.81	46.0	1.18	30.0	.06
6GLP1-6MJ	7351-01155	3/8	9.5	9/16-18	11/16	—	1.97	50.0	1.23	31.2	.11
10GLP1-10MJ	7351-01275	5/8	15.9	7/8-14	—	15/16	2.44	62.0	1.59	40.4	.22
12GLP1-12MJ	7351-01325	3/4	19.1	1 1/16-12	1 1/16	—	2.83	71.9	1.75	44.5	.32

Female JIC 37° Flare Swivel

Special GLP Dies Required.



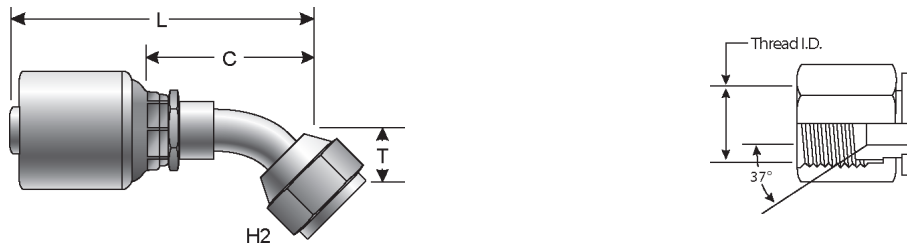
Descr.	Prod. No.	⊖		🌀	H2	L		C		Weight (Lbs.)
		"	mm			"	mm	"	mm	
4GLP1-4FJX	7351-05045	1/4	6.4	7/16-20	9	1.63	41.4	.96	24.4	.06
6GLP1-6FJX	7351-05145	3/8	9.5	9/16-18	11	1.89	48.0	1.10	27.9	.11

Female JIC 37° Flare Swivel - Continued

Descr.	Prod. No.	⊖		H2	L		C		Weight (Lbs.)	
		"	mm		"	mm	"	mm		
8GLP1-8FJX	7351-05205	1/2	12.7	3/4-16	7	2.02	51.3	1.24	31.5	.18
10GLP1-10FJX	7351-05265	5/8	15.9	7/8-14	15	2.27	57.7	1.42	36.1	.24
12GLP1-12FJX	7351-05325	3/4	19.1	1 1/16-12	1	2.56	65.0	1.47	37.3	.33

Female JIC 37° Flare Swivel - 45° Bent Tube

Special GLP Dies Required.



Descr.	Prod. No.	⊖		H2	T	L		C		Weight (Lbs.)		
		"	mm			"	mm	"	mm			
4GLP1-4FJX45S	7351-09055	1/4	6.4	7/16-20	14	.39	9.9	2.37	60.2	1.74	44.2	.08
6GLP1-6FJX45S	7351-11235	3/8	9.5	9/16-18	11	.43	10.9	2.96	75.2	2.22	56.4	.14
8GLP1-8FJX45S	7351-09295	1/2	12.7	3/4-16	7	.59	15.0	2.96	75.2	2.17	55.1	.21
10GLP1-10FJX45S	7351-09355	5/8	15.9	7/8-14	15	.63	16.0	3.21	81.5	2.35	59.7	.31
12GLP1-12FJX45S	7351-09425	3/4	19.1	1 1/16-12	1	.83	21.1	3.94	100.1	2.85	72.4	.47

Female JIC 37° Flare Swivel - 90° Bent Tube

Special GLP Dies Required.



Descr.	Prod. No.	⊖		H2	T	L		C		Weight (Lbs.)		
		"	mm			"	mm	"	mm			
4GLP1-4FJX90L	7351-15065	1/4	6.4	7/16-20	9	1.81	46.0	2.11	53.6	1.48	37.6	.09
4GLP1-4FJX90S	7351-13045	1/4	6.4	7/16-20	14	.83	21.1	2.11	53.6	1.48	37.6	.09
6GLP1-6FJX90S	7351-19205	3/8	9.5	9/16-18	19	.91	23.1	2.84	72.1	2.05	52.1	.16
8GLP1-8FJX90L	7351-15305	1/2	12.7	3/4-16	7	2.52	64.0	2.69	68.3	1.91	48.5	.26
8GLP1-8FJX90S	7351-15285	1/2	12.7	3/4-16	7	1.14	29.0	2.59	65.8	1.80	45.7	.33
12GLP1-12FJX90L	7351-15445	3/4	19.1	1 1/16-12	1	3.78	96.0	3.27	83.1	2.19	55.6	.59
12GLP1-12FJX90S	7351-15465	3/4	19.1	1 1/16-12	1	1.89	48.0	3.78	96.0	2.70	68.6	.52

- HOSE
- HOSE/CPLG. SELECTION
- G8K COUPLINGS
- GLOBALSPIRAL COUPLINGS
- PCM / PCS FERRULES
- MEGACRIMP COUPLINGS
- STAINLESS STEEL
- POWER CRIMP COUPLINGS
- LOC. GL AND GLP COUPLINGS
- POLARSEAL COUPLINGS
- POLARSEAL II COUPLINGS
- C14 COUPLINGS
- PCTS THERMOPLASTIC COUPLINGS
- FIELD ATTACHABLE G1 & G2 COUPLINGS
- FIELD ATTACHABLE C5 & C5E COUPLINGS
- SURELOK AIR BRAKE COUPLINGS
- ADAPTERS
- QUICK DISCONNECT COUPLERS
- LIVE SWIVEL
- BALL VALVES
- ACCESSORIES
- EQUIPMENT AND PARTS

GL Couplings

HOSE

HOSE/CPLG.
SELECTION

G8K COUPLINGS

GLOBALSPIRAL
COUPLINGS

PCM / PCS
FERRULES

MEGACRIMP
COUPLINGS

STAINLESS
STEEL

POWER CRIMP
COUPLINGS

LOC, GL AND GLP
COUPLINGS

POLARSEAL
COUPLINGS

POLARSEAL II
COUPLINGS

C14 COUPLINGS

PCTS
THERMOPLASTIC
COUPLINGS

FIELD
ATTACHABLE G1
& G2 COUPLINGS

FIELD
ATTACHABLE C5
& C5E
COUPLINGS

SURELOK AIR
BRAKE
COUPLINGS

ADAPTERS

QUICK
DISCONNECT
COUPLERS

LIVE SWIVEL

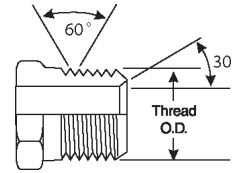
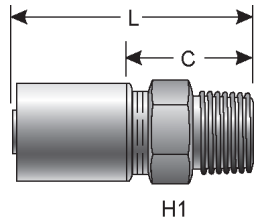
BALL VALVES

ACCESSORIES

EQUIPMENT AND
PARTS

Male Pipe (NPTF - 30° Cone Seat)

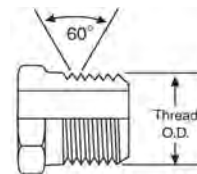
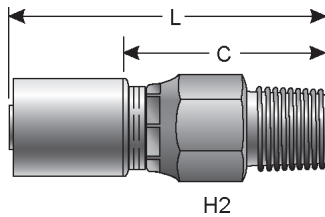
Special GL Dies Required.



Descr.	Prod. No.	⌀		H1	L		C		Weight (Lbs.)	
		"	mm		"	mm	"	mm		
12GL-12MP	7348-00015	3/4	19.1	3/4-14	1 3/4	3.46	87.9	1.46	37.1	.51
12GL-16MP	7348-00025	3/4	19.1	1-11 1/2	1 3/8	1.77	45.0	1.64	41.7	.58
16GL-16MP	7348-00035	1	25.4	1-11 1/2	1 3/8	4.11	104.4	1.88	47.8	.69
20GL-20MP	7348-00045	1 1/4	31.8	1 1/4-11 1/2	1 3/4	2.13	54.1	2.09	53.1	.78
24GL-24MP	7348-00055	1 1/2	38.1	1 1/2-11 1/2	2	4.83	122.7	2.19	55.6	1.78
32GL-32MP	7348-00065	2	50.8	2-11 1/2	2 1/2	5.39	136.9	2.33	59.2	3.04

Male Pipe Swivel (NPTF - Without 30° Cone Seat)

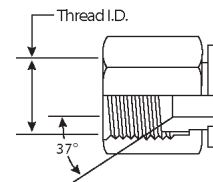
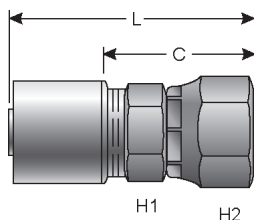
NOT TO BE USED AS A LIVE SWIVEL.
Special GL Dies Required.



Descr.	Prod. No.	⌀		H2	L		C		Weight (Lbs.)	
		"	mm		"	mm	"	mm		
16GL-16MPX	7348-00115	1	25.4	1-11 1/2	1 5/8	4.73	120.1	2.50	63.5	.93

Female JIC 37° Flare Swivel

Special GL Dies Required.



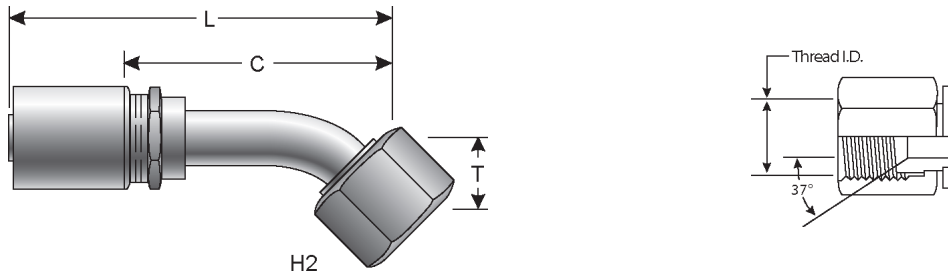
Descr.	Prod. No.	⌀		H1	H2	L		C		Weight (Lbs.)	
		"	mm			"	mm	"	mm		
12GL-12FJX	7348-00205	3/4	19.1	1 1/16-12	1 1/16	1 1/4	3.68	93.5	1.67	42.4	.40
12GL-14FJX	7348-00215	3/4	19.1	1 3/16-12	1 1/8	1 3/8	3.65	92.7	1.64	41.7	.42

Female JIC 37° Flare Swivel - Continued

Descr.	Prod. No.	⊖		🌀	H1	H2	L		C		Weight (Lbs.)
		"	mm				"	mm	"	mm	
12GL-16FJX	7348-00225	3/4	19.1	1 5/16-12	1 1/4	1 1/2	3.78	96.0	1.77	45.0	.48
16GL-16FJX	7348-00235	1	25.4	1 5/16-12	1 3/8	1 1/2	4.17	105.9	1.94	49.3	.70
20GL-20FJX	7348-00245	1 1/4	31.8	1 5/8-12	1 3/4	2	4.58	116.3	2.26	57.4	1.32
24GL-20FJX	7348-00195	1 1/2	38.1	1 5/8-12	1 3/4	2	4.84	122.9	2.20	55.9	1.82
24GL-24FJX	7348-00255	1 1/2	38.1	1 7/8-12	2	2 1/4	5.19	131.8	2.55	64.8	2.20
32GL-32FJX	7348-00265	2	50.8	3-12	2 1/2	3 1/2	5.98	151.9	2.92	74.2	2.77
40GL-40FJX	7305-05475	2 1/2	63.5	2 1/2	3	3 1/2	5.36	136.1	2.91	73.9	4.48

Female JIC 37° Flare Swivel - 45° Bent Tube

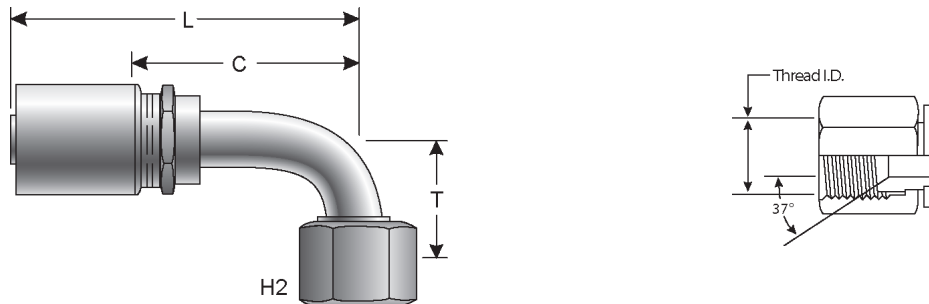
Special GL Dies Required.



Descr.	Prod. No.	⊖		🌀	H2	T		L		C		Weight (Lbs.)
		"	mm			"	mm	"	mm	"	mm	
12GL-12FJX45S-021	7348-01265	3/4	19.1	1 1/16-12	1 1/4	.83	21.1	4.76	120.9	2.76	70.1	.06

Female JIC 37° Flare Swivel - 90° Bent Tube

Special GL Dies Required.



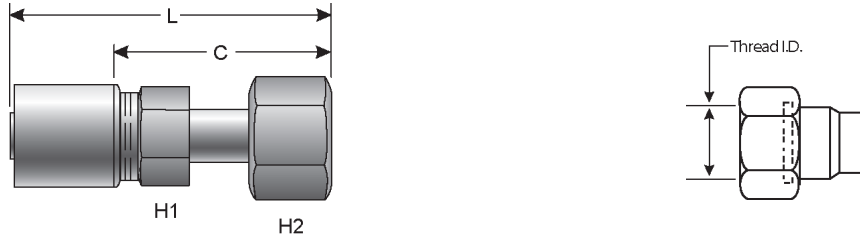
Descr.	Prod. No.	⊖		🌀	H2	T		L		C		Weight (Lbs.)
		"	mm			"	mm	"	mm	"	mm	
12GL-12FJX90S	7348-01385	3/4	19.1	1 1/16-12	1 1/4	1.89	48.0	4.61	117.1	2.60	66.0	.74
16GL-16FJX90S	7348-01485	1	25.4	1 5/16-12	1 1/2	2.20	55.9	5.12	130.1	2.88	73.2	1.30
20GL-20FJX90M	7348-01525	1 1/4	31.8	1 5/8-12	2	3.07	78.0	6.24	158.5	3.91	99.3	.20
24GL-20FJX90L	7348-01595	1 1/2	38.1	1 5/8-12	2	5.08	129.0	5.59	142.0	2.96	75.2	2.43
24GL-20FJX90M	7348-01585	1 1/2	38.1	1 5/8-12	2	3.07	78.0	6.24	158.5	3.91	99.3	2.44
24GL-24FJX90-092	7348-01545	1 1/2	38.1	1 7/8-12	2 1/4	4.05	102.9	7.10	180.3	4.85	123.2	2.85

- HOSE
- HOSE/CPLG. SELECTION
- G8K COUPLINGS
- GLOBAL SPIRAL COUPLINGS
- PCM / PCS FERRULES
- MEGACRIMP COUPLINGS
- STAINLESS STEEL
- POWER CRIMP COUPLINGS
- LOC. GL AND GLP COUPLINGS
- POLARSEAL COUPLINGS
- POLARSEAL II COUPLINGS
- C14 COUPLINGS
- PCTS THERMOPLASTIC COUPLINGS
- FIELD ATTACHABLE G1 & G2 COUPLINGS
- FIELD ATTACHABLE C5 & C5E COUPLINGS
- SURELOK AIR BRAKE COUPLINGS
- ADAPTERS
- QUICK DISCONNECT COUPLERS
- LIVE SWIVEL
- BALL VALVES
- ACCESSORIES
- EQUIPMENT AND PARTS

HOSE
HOSE/CPLG. SELECTION
G8K COUPLINGS
GLOBALSPIRAL COUPLINGS
PCM / PCS FERRULES
MEGACRIMP COUPLINGS
STAINLESS STEEL
POWER CRIMP COUPLINGS
LOC, GL AND GLP COUPLINGS
POLARSEAL COUPLINGS
POLARSEAL II COUPLINGS
C14 COUPLINGS
PCTS THERMOPLASTIC COUPLINGS
FIELD ATTACHABLE G1 & G2 COUPLINGS
FIELD ATTACHABLE C5 & C5E COUPLINGS
SURELOK AIR BRAKE COUPLINGS
ADAPTERS
QUICK DISCONNECT COUPLERS
LIVE SWIVEL
BALL VALVES
ACCESSORIES
EQUIPMENT AND PARTS

Female Flat-Face Swivel

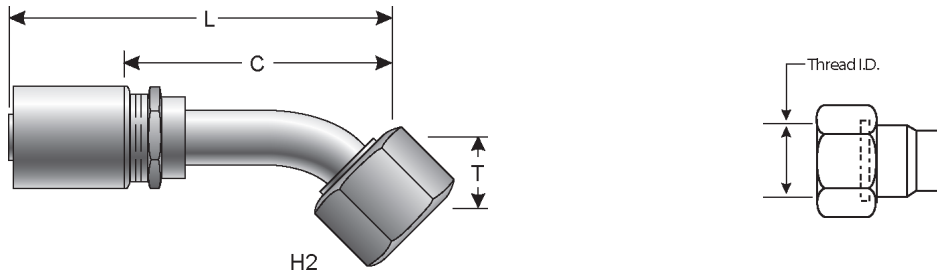
SAE J1453 O-Ring Face Seal.
Special GL Dies Required.



Descr.	Prod. No.	⌀		🌀	H1	H2	L		C		Weight (Lbs.)
		"	mm				"	mm	"	mm	
12GL-12FFORX	7348-00305	3/4	19.1	1 3/16-12	1 1/16	1 3/8	3.78	96.0	1.77	45.0	.69
16GL-16FFORX	7348-00355	1	25.4	1 7/16-12	1 3/8	1 5/8	4.46	113.3	2.22	56.4	.10
20GL-20FFORX	7348-00365	1 1/4	31.8	1 11/16-12	1 3/4	1 7/8	4.50	114.3	2.18	55.4	.14
24GL-24FFORX	7348-00375	1 1/2	38.1	2-12	1 3/8	2 1/4	3.98	101.1	1.74	44.2	2.39

Female Flat-Face Swivel - 45° Bent Tube

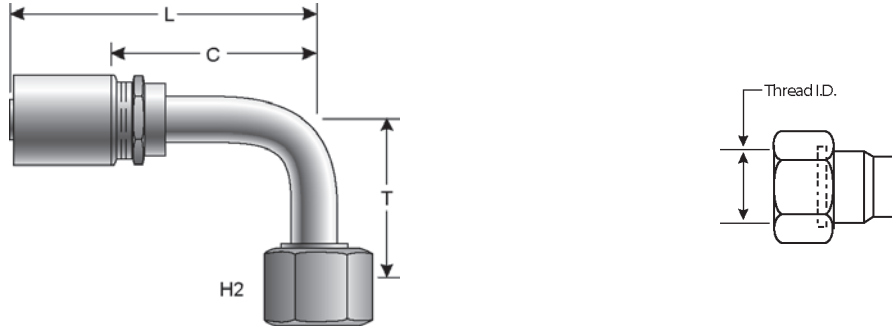
SAE J1453 O-Ring Face Seal.
Special GL Dies Required.



Descr.	Prod. No.	⌀		🌀	H2	T	L		C		Weight (Lbs.)	
		"	mm				"	mm	"	mm		
12GL-12FFORX45S	7348-00405	3/4	19.1	1 7/16-12	1 3/8	.83	21.1	4.67	118.6	2.66	67.6	.73
16GL-16FFORX45S	7348-00415	1	25.4	1 7/16-12	1 5/8	.94	23.9	5.08	129.0	2.85	72.4	1.03
20GL-20FFORX45S	7348-00425	1 1/4	31.8	1 11/16-12	1 7/8	.98	24.9	5.81	147.6	3.49	88.7	1.39

Female Flat-Face Swivel - 90° Bent Tube

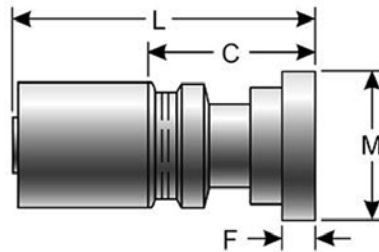
SAE J1453 O-Ring Face Seal.
Special GL Dies Required.



Descr.	Prod. No.	⊕		H2	T		L		C		Weight (Lbs.)	
		"	mm		"	mm	"	mm	"	mm		
12GL-12FFORX90M	7348-02155	3/4	19.1	1 3/16-12	1 1/4	1.89	48.0	4.61	117.1	2.60	66.0	.73
12GL-12FFORX90S	7348-00455	3/4	19.1	1 3/16-12	1 3/8	1.89	48.0	4.28	108.7	2.28	57.9	.70
16GL-16FFORX90S	7348-00465	1	25.4	1 7/16-12	1 5/8	2.20	55.9	5.11	129.8	2.88	73.2	1.10
20GL-20FFORX90S	7348-00475	1 1/4	31.8	1 11/16-12	1 7/8	2.52	64.0	5.51	140.0	3.19	81.0	1.51
24GL-24FFORX90M	7350-24985	1 1/2	38.1	2-12	2 1/3	3.39	86.1	7.26	184.4	4.62	117.4	3.06

Code 61 O-Ring Flange

Special GL Dies Required.



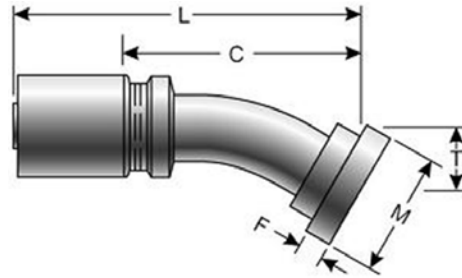
Descr.	Prod. No.	⊕		M		L		C		F		Weight (Lbs.)
		"	mm	"	mm	"	mm	"	mm	"	mm	
12GL-12FL	7348-00505	3/4	19.1	1.50	38.1	3.86	98.1	1.85	47.0	.27	6.9	.57
16GL-16FL	7348-00555	1	25.4	1.75	44.5	3.78	96.0	1.54	39.1	.32	8.1	.08
20GL-20FL	7348-00525	1 1/4	31.8	2.00	50.8	4.43	112.5	2.11	53.6	.32	8.1	1.07
24GL-24FL	7348-00535	1 1/2	38.1	2.38	60.5	4.94	125.5	2.30	58.4	.32	8.1	1.88
32GL-32FL	7348-00545	2	50.8	2.81	71.4	5.61	142.5	2.54	64.5	.38	9.7	3.23
32GL-40FL	7350-25575	2	50.8	3.31	84.1	5.61	142.5	2.55	64.7	.38	9.7	3.23
40GL-40FL	7305-05505	2 1/2	63.5	3.31	84.1	5.66	143.8	3.15	80.0	.38	9.7	3.00
40GL-48FL	7305-05605	2 1/2	63.5	4.00	101.6	5.66	143.8	3.21	81.5	.38	9.7	3.64
40GL-56FL	7305-05705	2 1/2	63.5	4.50	114.3	5.33	135.4	2.77	70.4	.44	11.2	5.20
40GL-64FL	7305-05795	2 1/2	63.5	5.00	127.0	5.33	135.4	2.88	73.2	.44	11.2	5.54
48GL-48FL	7305-05805	3	76.2	4.00	101.6	6.54	166.1	3.46	87.9	.32	8.1	5.10
56GL-56FL	7305-06305	3 1/2	88.9	4.50	114.3	6.70	170.2	3.06	77.7	.32	8.1	6.74
64GL-64FL	7305-06695	4	101.6	5.00	127.0	7.74	196.6	3.70	94.0	.44	11.2	7.29

- HOSE
- HOSE/CPLG. SELECTION
- G8K COUPLINGS
- GLOBALSPIRAL COUPLINGS
- PCM / PCS FERRULES
- MEGACRIMP COUPLINGS
- STAINLESS STEEL
- POWER CRIMP COUPLINGS
- LOC. GL AND GLP COUPLINGS
- POLARSEAL COUPLINGS
- POLARSEAL II COUPLINGS
- C14 COUPLINGS
- PCTS THERMOPLASTIC COUPLINGS
- FIELD ATTACHABLE G1 & G2 COUPLINGS
- FIELD ATTACHABLE C5 & C5E COUPLINGS
- SURELOK AIR BRAKE COUPLINGS
- ADAPTERS
- QUICK DISCONNECT COUPLERS
- LIVE SWIVEL
- BALL VALVES
- ACCESSORIES
- EQUIPMENT AND PARTS

GL Couplings

Code 61 O-Ring Flange - 22° Bent Tube

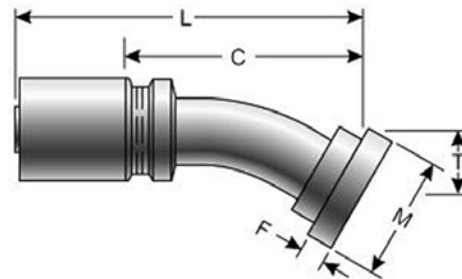
Special GL Dies Required.



Descr.	Prod. No.	⊖		M		T		L		C		F		Weight (Lbs.)
		"	mm	"	mm	"	mm	"	mm	"	mm	"	mm	
24GL-24FL22M-018	7348-00575	1 1/2	38.1	2.38	60.5	.71	18.0	6.39	162.3	3.76	95.5	.32	8.1	.15
40GL-40FL22	7305-05515	2 1/2	63.5	3.31	84.1	.63	16.0	6.81	173.0	4.36	110.7	.38	9.7	2.88
40GL-48FL22	7305-05615	2 1/2	63.5	4.00	101.6	.67	17.0	6.86	174.2	4.41	112.0	.38	9.7	4.16

Code 61 O-Ring Flange - 30° Bent Tube

Special GL Dies Required.

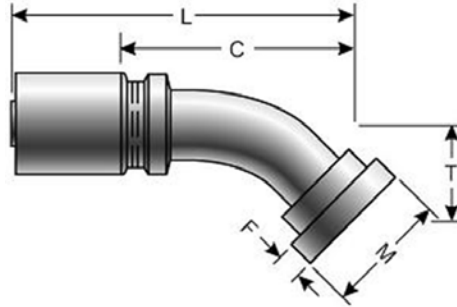


Descr.	Prod. No.	⊖		M		T		L		C		F		Weight (Lbs.)
		"	mm	"	mm	"	mm	"	mm	"	mm	"	mm	
12GL-12FL30M	7348-00605	3/4	19.1	1.50	38.1	.63	16.0	4.51	114.6	2.50	63.5	.27	6.9	.56
16GL-16FL30M	7348-00615	1	25.4	1.75	44.5	.75	19.1	4.92	125.0	2.69	68.3	.32	8.1	.86
20GL-20FL30M	7348-00625	1 1/4	31.8	2.00	50.8	.87	22.1	5.37	136.4	3.05	77.5	.32	8.1	1.16
24GL-24FL30M	7348-00635	1 1/2	38.1	2.38	60.5	1.18	30.0	6.86	174.2	4.22	107.2	.32	8.1	1.64
32GL-32FL30M	7348-00645	2	50.8	2.81	71.4	1.26	32.0	7.78	197.6	4.72	119.9	.38	9.7	2.88
40GL-40FL30	7305-05525	2 1/2	63.5	3.31	84.1	1.08	27.4	7.30	185.4	4.85	123.2	.38	9.7	3.77
40GL-48FL30	7305-05625	2 1/2	63.5	4.00	101.6	1.08	27.4	7.36	186.9	4.91	124.7	.38	9.7	4.04
48GL-48FL30	7305-05825	3	76.2	4.00	101.6	1.12	28.5	8.23	209.0	5.15	130.8	.38	9.7	5.28

- HOSE
- HOSE/CPLG. SELECTION
- G8K COUPLINGS
- GLOBALSPIRAL COUPLINGS
- PCM / PCS FERRULES
- MEGACRIMP COUPLINGS
- STAINLESS STEEL
- POWER CRIMP COUPLINGS
- LOC, GL AND GLP COUPLINGS
- POLARSEAL COUPLINGS
- POLARSEAL II COUPLINGS
- C14 COUPLINGS
- PCTS THERMOPLASTIC COUPLINGS
- FIELD ATTACHABLE G1 & G2 COUPLINGS
- FIELD ATTACHABLE C5 & C5E COUPLINGS
- SURELOK AIR BRAKE COUPLINGS
- ADAPTERS
- QUICK DISCONNECT COUPLERS
- LIVE SWIVEL
- BALL VALVES
- ACCESSORIES
- EQUIPMENT AND PARTS

Code 61 O-Ring Flange - 45° Bent Tube

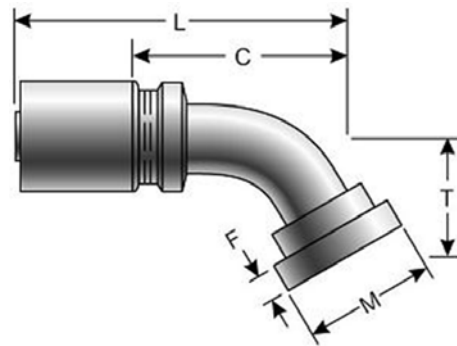
Special GL Dies Required.



Descr.	Prod. No.	⊘		M		T		L		C		F		Weight (Lbs.)
		"	mm	"	mm	"	mm	"	mm	"	mm	"	mm	
12GL-12FL45M	7348-00705	3/4	19.1	1.50	38.1	1.02	25.9	4.67	118.6	2.66	67.6	.27	6.9	.58
16GL-16FL45S	7348-00715	1	25.4	1.75	44.5	1.10	27.9	5.11	129.8	2.87	72.9	.32	8.1	.87
20GL-20FL45S	7348-00725	1 1/4	31.8	2.00	50.8	1.26	32.0	5.59	142.0	3.29	83.6	.32	8.1	1.21
24GL-24FL45S	7348-00735	1 1/2	38.1	2.38	60.5	1.50	38.1	6.62	168.2	3.99	101.4	.32	8.1	1.63
32GL-32FL45S	7348-00745	2	50.8	2.81	71.4	2.05	52.1	8.07	205.0	5.00	127.0	.38	9.7	3.06
40GL-40FL45	7305-05535	2 1/2	63.5	3.31	84.1	1.72	43.7	7.72	196.1	5.27	133.9	.38	9.7	3.94
40GL-48FL45	7305-05635	2 1/2	63.5	4.00	101.6	1.76	44.7	7.76	197.1	5.31	134.9	.38	9.7	4.72
48GL-48FL45	7305-05835	3	76.2	4.00	101.6	2.03	51.6	9.18	233.2	6.10	154.9	.38	9.7	5.83
48GL-56FL45	7305-05895	3	76.2	4.50	114.3	2.03	51.6	12.38	314.5	9.30	236.2	.44	11.2	7.04
56GL-56FL45	7305-06335	3 1/2	88.9	4.50	114.3	2.13	54.1	9.66	245.4	6.02	152.9	.44	11.2	8.64
56GL-64FL45	7305-06385	3 1/2	88.9	5.00	127.0	2.13	54.1	9.66	245.4	6.02	152.9	.44	11.2	8.86
64GL-64FL45	7305-06725	4	101.6	5.00	127.0	3.61	91.7	12.70	322.6	8.66	220.0	.44	11.2	12.50

Code 61 O-Ring Flange - 60° Bent Tube

Special GL Dies Required.



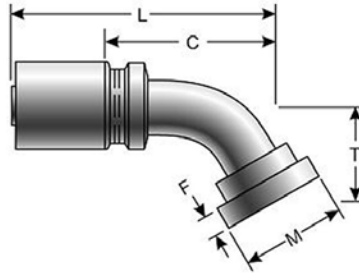
Descr.	Prod. No.	⊘		M		T		L		C		F		Weight (Lbs.)
		"	mm	"	mm	"	mm	"	mm	"	mm	"	mm	
12GL-12FL60M	7348-00805	3/4	19.1	1.50	38.1	1.46	37.1	4.61	117.1	2.60	66.0	.27	6.9	.59
16GL-16FL60M	7348-00815	1	25.4	1.75	44.5	1.73	43.9	5.14	130.7	2.90	73.7	.32	8.1	.91
20GL-20FL60S	7348-00825	1 1/4	31.8	2.00	50.8	1.77	45.0	5.67	144.0	3.35	85.1	.32	8.1	1.27
24GL-24FL60S	7348-00835	1 1/2	38.1	2.38	60.5	2.09	53.1	6.63	168.4	3.99	101.4	.32	8.1	1.64
32GL-32FL60S	7348-00845	2	50.8	2.81	71.4	2.95	74.9	8.59	218.2	5.52	140.2	.38	9.7	3.34
40GL-40FL60	7305-05545	2 1/2	63.5	3.31	84.1	2.63	66.8	8.13	206.5	5.68	144.3	.38	9.7	4.24
48GL-48FL60	7305-05845	3	76.2	4.00	101.6	3.11	79.0	9.66	245.4	6.58	167.1	.38	9.7	6.85

HOSE
HOSE/CPLG. SELECTION
G8K COUPLINGS
GLOBALSPIRAL COUPLINGS
PCM / PCS FERRULES
MEGACRIMP COUPLINGS
STAINLESS STEEL
POWER CRIMP COUPLINGS
LOC. GL AND GLP COUPLINGS
POLARSEAL COUPLINGS
POLARSEAL II COUPLINGS
C14 COUPLINGS
PCTS THERMOPLASTIC COUPLINGS
FIELD ATTACHABLE G1 & G2 COUPLINGS
FIELD ATTACHABLE C5 & C5E COUPLINGS
SURELOK AIR BRAKE COUPLINGS
ADAPTERS
QUICK DISCONNECT COUPLERS
LIVE SWIVEL
BALL VALVES
ACCESSORIES
EQUIPMENT AND PARTS

GL Couplings

Code 61 O-Ring Flange - 67 1/2° Bent Tube

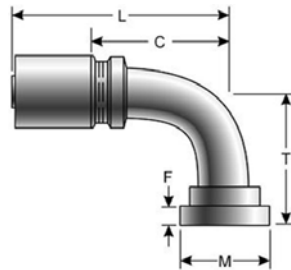
Special GL Dies Required.



Descr.	Prod. No.	⊖		M		T		L		C		F		Weight (Lbs.)
		"	mm	"	mm	"	mm	"	mm	"	mm	"	mm	
32GL-32FL67S	7348-00875	2	50.8	2.81	71.4	3.35	85.1	8.56	217.4	5.49	139.5	.38	9.7	3.98
40GL-40FL67	7305-05555	2 1/2	63.5	3.31	84.1	3.13	79.5	8.22	208.8	5.77	146.6	.38	9.7	4.46
48GL-48FL67	7305-05905	3	76.2	4.00	101.6	3.87	98.3	9.50	241.3	6.42	163.1	.38	9.7	7.28
64GL-64FL67	7305-06635	4	101.6	5.00	127.0	6.90	175.3	14.20	360.7	10.17	258.3	.44	11.2	13.85

Code 61 O-Ring Flange - 90° Bent Tube

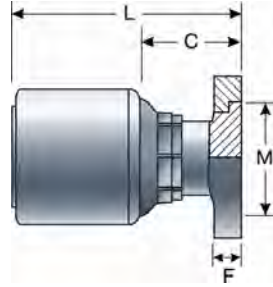
Special GL Dies Required.



Descr.	Prod. No.	⊖		M		T		L		C		F		Weight (Lbs.)
		"	mm	"	mm	"	mm	"	mm	"	mm	"	mm	
12GL-12FL90M	7348-00905	3/4	19.1	1.50	38.1	2.28	57.9	4.40	111.8	2.39	60.7	.27	6.9	.69
12GL-16FL90S	7348-00915	3/4	19.1	1.75	44.5	2.40	61.0	4.40	111.8	2.39	60.7	.32	8.1	.79
16GL-16FL90S	7348-00925	1	25.4	1.75	44.5	2.40	61.0	5.04	128.0	2.81	71.4	.32	8.1	.97
16GL-20FL90S	7348-00935	1	25.4	2.00	50.8	2.68	68.1	5.04	128.0	2.81	71.4	.32	8.1	1.08
20GL-20FL90S	7348-00945	1 1/4	31.8	2.00	50.8	2.68	68.1	5.41	137.4	3.09	78.5	.32	8.1	1.32
20GL-24FL90-068	7348-00955	1 1/4	31.8	2.38	60.5	2.68	68.1	5.41	137.4	3.09	78.5	.32	8.1	1.34
24GL-24FL90S	7348-00965	1 1/2	38.1	2.38	60.5	3.12	79.3	6.26	159.0	3.62	92.0	.32	8.1	2.33
32GL-32FL90S	7348-00975	2	50.8	2.81	71.4	4.50	114.3	8.73	221.7	5.20	132.1	.38	9.7	4.27
32GL-40FL90-114	7348-00775	2	50.8	3.32	84.3	4.50	114.3	8.77	222.8	5.71	145.0	.38	9.7	4.70
40GL-40FL90	7305-05565	2 1/2	63.5	3.31	84.1	4.62	117.4	8.06	204.7	5.61	142.5	.38	9.7	5.18
40GL-48FL90	7305-05665	2 1/2	63.5	4.00	101.6	4.62	117.4	8.12	206.3	5.67	144.0	.38	9.7	5.46
48GL-48FL90	7305-05855	3	76.2	4.00	101.6	5.50	139.7	9.70	246.4	6.62	168.2	.38	9.7	7.55
56GL-56FL90	7305-06365	3 1/2	88.9	4.50	114.3	5.63	143.0	10.17	258.3	6.53	165.9	.38	9.7	7.66
56GL-64FL90	7305-06395	3 1/2	88.9	5.00	127.0	6.90	175.3	10.09	256.3	6.45	163.8	.38	9.7	11.30
64GL-64FL90	7305-06645	4	101.6	5.00	127.0	7.38	187.5	12.61	320.3	8.58	217.9	.38	9.7	15.70

Code 61 Captive O-Ring Flange

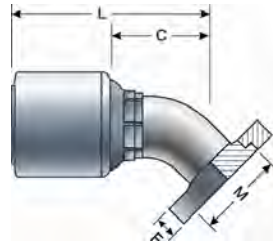
Special GL Dies Required.



Descr.	Prod. No.	⊕		M		L		C		F		Weight (Lbs.)
		"	mm	"	mm	"	mm	"	mm	"	mm	
56GL-56FLCF	7348-02705	3 1/2	88.9	4.50	114.3	6.70	170.2	3.06	77.7	.42	.50	5.62
64GL-64FLCF	7348-02755	4	101.6	5.00	127.0	7.74	196.6	3.70	94.0	.44	5.0	7.92

Code 61 Captive O-Ring Flange - 45° Bent Tube

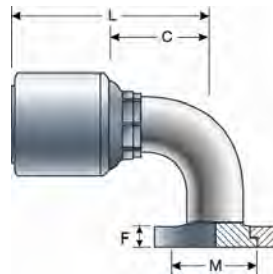
Special GL Dies Required.



Descr.	Prod. No.	⊕		M		T		L		C		F		Weight (Lbs.)
		"	mm	"	mm	"	mm	"	mm	"	mm	"	mm	
56GL-56FLCF45-054	7348-02715	3 1/2	88.9	4.50	114.3	2.13	54.1	9.67	245.6	6.02	152.9	.42	4.5	7.61

Code 61 Captive O-Ring Flange - 90° Bent Tube

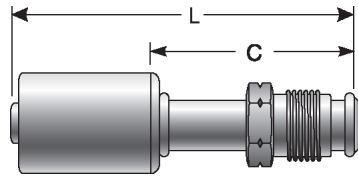
Special GL Dies Required.



Descr.	Prod. No.	⊕		M		T		L		C		F		Weight (Lbs.)
		"	mm	"	mm	"	mm	"	mm	"	mm	"	mm	
56GL-56FLCF90-143	7348-02725	3 1/2	88.9	4.50	114.3	5.64	143.3	10.20	258.3	6.53	165.9	.42	4.5	7.61

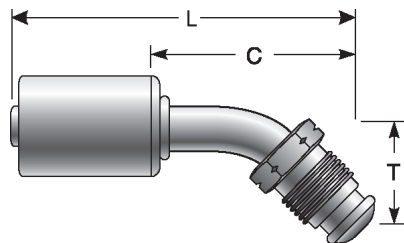
HOSE
HOSE/CPLG. SELECTION
G8K COUPLINGS
GLOBALSPIRAL COUPLINGS
PCM / PCS FERRULES
MEGACRIMP COUPLINGS
STAINLESS STEEL
POWER CRIMP COUPLINGS
LOC. GL AND GLP COUPLINGS
POLARSEAL COUPLINGS
POLARSEAL II COUPLINGS
C14 COUPLINGS
PCTS THERMOPLASTIC COUPLINGS
FIELD ATTACHABLE G1 & G2 COUPLINGS
FIELD ATTACHABLE C5 & C5E COUPLINGS
SURELOK AIR BRAKE COUPLINGS
ADAPTERS
QUICK DISCONNECT COUPLERS
LIVE SWIVEL
BALL VALVES
ACCESSORIES
EQUIPMENT AND PARTS

Male SAE 45° Flare - Aluminum



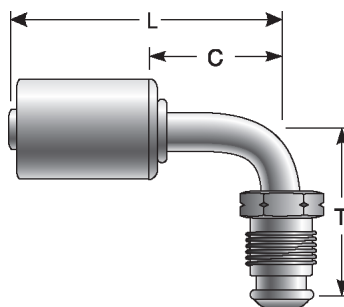
Descr.	Prod. No.			L	C	Weight (Lbs.)
		"	"	"	"	
6ACA-6MS	7332-00015	5/16	5/8-18	3.38	2.13	.50
8ACA-8MS	7332-00025	13/32	3/4-16	3.50	2.25	.66
10ACA-10MS	7332-00035	1/2	7/8-14	3.81	2.56	.50
12ACA-12MS	7332-00045	5/8	1 1/16-14	4.00	2.75	.20

Male SAE 45° Flare - 45° Bent Tube - Aluminum



Descr.	Prod. No.			T	L	C	Weight (Lbs.)
		"	"	"	"	"	
6ACA-6MS45	7332-00055	5/16	5/8-18	.94	3.25	2.00	.08
8ACA-8MS45	7332-00065	13/32	3/4-16	1.06	3.50	2.25	.10
10ACA-10MS45	7332-00075	1/2	7/8-14	1.12	3.87	2.62	.16
12ACA-12MS45	7332-00085	5/8	1 1/16-14	1.25	4.25	3.00	.22



Male SAE 45° Flare - 90° Bent Tube - Aluminum



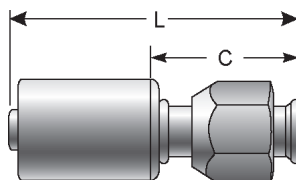
Descr.	Prod. No.			T	L	C	Weight (Lbs.)
		"	"	"	"	"	
6ACA-6MS90	7332-00095	5/16	5/8-18	1.75	2.56	1.31	.10
8ACA-8MS90	7332-00105	13/32	3/4-16	1.81	2.75	1.50	.10



HOSE
HOSE/CPLG. SELECTION
G8K COUPLINGS
GLOBALSPIRAL COUPLINGS
PCM / PCS FERRULES
MEGACRIMP COUPLINGS
STAINLESS STEEL
POWER CRIMP COUPLINGS
LOC. GL AND GLP COUPLINGS
POLARSEAL COUPLINGS
POLARSEAL II COUPLINGS
C14 COUPLINGS
PCTS THERMOPLASTIC COUPLINGS
FIELD ATTACHABLE G1 & G2 COUPLINGS
FIELD ATTACHABLE C5 & C5E COUPLINGS
SURELOK AIR BRAKE COUPLINGS
ADAPTERS
QUICK DISCONNECT COUPLERS
LIVE SWIVEL
BALL VALVES
ACCESSORIES
EQUIPMENT AND PARTS

Male SAE 45° Flare - 90° Bent Tube - Aluminum - Continued

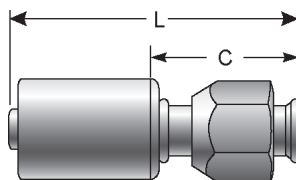
Descr.	Prod. No.			T	L	C	Weight (Lbs.)
		"	"	"	"	"	
10ACA-10MS90	7332-00115	1/2	7/8-14	2.19	3.00	1.75	.16
12ACA-12MS90	7332-00125	5/8	1 1/16-14	2.45	3.25	2.00	.24



Female SAE 45° Flare Swivel - Aluminum



Descr.	Prod. No.			L	C	Weight (Lbs.)
		"	"	"	"	
6ACA-6FSX	7332-00135	5/16	5/8-18	2.88	1.63	.08
6ACA-8FSX	7332-00145	5/16	3/4-16	2.69	1.44	.12
8ACA-6FSX	7332-02825	13/32	5/8-18	2.69	1.44	.10
8ACA-8FSX	7332-00155	13/32	3/4-16	2.69	1.44	.10
10ACA-8FSX	7332-02835	1/2	3/4-16	3.00	1.75	.15
10ACA-10FSX	7332-00165	1/2	7/8-14	3.00	1.75	.20
12ACA-10FSX	7332-00175	5/8	7/8-14	3.25	2.00	.20
12ACA-12FSX	7332-00185	5/8	1 1/16-14	3.25	2.00	.28

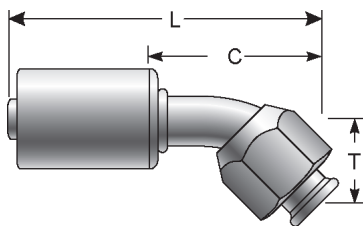
Female SAE 45° Flare Swivel - Steel



Descr.	Prod. No.			L	C	Weight (Lbs.)
		"	"	"	"	
6ACA-6FSX-S	7332-01755	5/16	5/8-18	2.88	1.60	.12
8ACA-8FSX-S	7332-01765	13/32	3/4-16	2.69	1.44	.18
10ACA-10FSX-S	7332-01775	1/2	7/8-14	3.00	1.75	.26

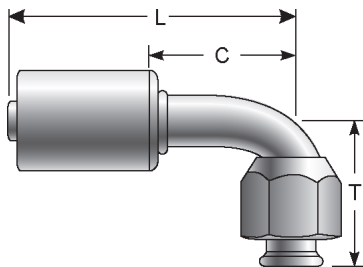
HOSE
HOSE/CPLG. SELECTION
G8K COUPLINGS
GLOBALSPIRAL COUPLINGS
PCM / PCS FERRULES
MEGACRIMP COUPLINGS
STAINLESS STEEL
POWER CRIMP COUPLINGS
LOC, GL AND GLP COUPLINGS
POLARSEAL COUPLINGS
POLARSEAL II COUPLINGS
C14 COUPLINGS
PCTS THERMOPLASTIC COUPLINGS
FIELD ATTACHABLE G1 & G2 COUPLINGS
FIELD ATTACHABLE C5 & C5E COUPLINGS
SURELOK AIR BRAKE COUPLINGS
ADAPTERS
QUICK DISCONNECT COUPLERS
LIVE SWIVEL
BALL VALVES
ACCESSORIES
EQUIPMENT AND PARTS

Female SAE 45° Flare Swivel - 45° Bent Tube - Aluminum



Descr.	Prod. No.	⊖	🌀	T	L	C	Weight (Lbs.)
		"	"	"	"	"	
6ACA-6FSX45	7332-00195	5/16	5/8-18	.56	2.87	1.62	.10
8ACA-6FSX45	7332-02855	13/32	5/8-18	.63	3.04	1.79	.10
8ACA-8FSX45	7332-00205	13/32	3/4-16	.63	3.07	1.82	.12
10ACA-10FSX45	7332-00215	1/2	7/8-14	.88	3.63	2.38	.20
12ACA-10FSX45	7332-02875	5/8	7/8-14	1.00	3.97	2.72	.25
12ACA-12FSX45	7332-00225	5/8	1 1/16-14	1.00	4.00	2.75	.28

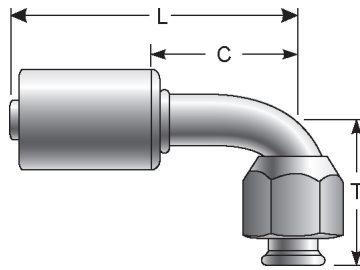
Female SAE 45° Flare Swivel - 90° Bent Tube - Aluminum



Descr.	Prod. No.	⊖	🌀	T	L	C	Weight (Lbs.)
		"	"	"	"	"	
6ACA-6FSX90	7332-00235	5/16	5/8-18	1.06	2.56	1.31	.10
6ACA-8FSX90	7332-00245	5/16	3/4-16	1.25	2.75	1.50	.12
8ACA-6FSX90	7332-02885	13/32	5/8-18	1.25	2.75	1.50	.10
8ACA-8FSX90	7332-00255	13/32	3/4-16	1.25	2.75	1.50	.14
10ACA-8FSX90	7332-02895	1/2	3/4-16	1.50	3.00	1.75	.15
10ACA-10FSX90	7332-00265	1/2	7/8-14	1.50	3.00	1.75	.18
12ACA-10FSX90	7332-00275	5/8	7/8-14	1.50	3.25	2.00	.22
12ACA-12FSX90	7332-00285	5/8	1 1/16-14	1.50	3.85	2.00	.28

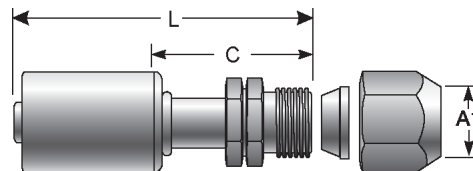
HOSE
HOSE/CPLG. SELECTION
G8K COUPLINGS
GLOBALSPIRAL COUPLINGS
PCM / PCS FERRULES
MEGACRIMP COUPLINGS
STAINLESS STEEL
POWER CRIMP COUPLINGS
LOC. GL AND GLP COUPLINGS
POLARSEAL COUPLINGS
POLARSEAL II COUPLINGS
C14 COUPLINGS
PCTS THERMOPLASTIC COUPLINGS
FIELD ATTACHABLE G1 & G2 COUPLINGS
FIELD ATTACHABLE C5 & C5E COUPLINGS
SURELOK AIR BRAKE COUPLINGS
ADAPTERS
QUICK DISCONNECT COUPLERS
LIVE SWIVEL
BALL VALVES
ACCESSORIES
EQUIPMENT AND PARTS

Female SAE 45° Flare Swivel - 90° Bent Tube - Steel



Descr.	Prod. No.			T	L	C	Weight (Lbs.)
		"	"	"	"	"	
6ACA-6FSX90-S	7332-01785	5/16	5/8-18	1.06	2.56	1.31	.12
8ACA-8FSX90-S	7332-01795	13/32	3/4-16	1.25	2.75	1.50	.22
10ACA-10FSX90-S	7332-01805	1/2	7/8-14	1.50	3.00	1.75	.30

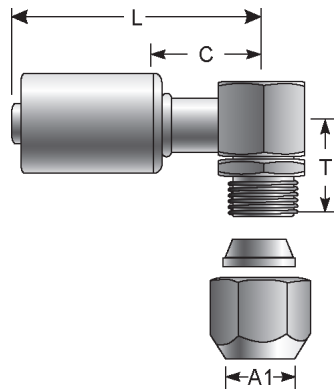
Male SAE Flareless Assembly - Aluminum



Descr.	Prod. No.			A1	L	C	Weight (Lbs.)
		"	"	"	"	"	
6ACA-6MFA	7332-00295	5/16	5/8-18	3/8	2.69	1.44	.16
6ACA-8MFA	7332-02905	5/16	3/4-16	1/2	2.81	1.56	.20
8ACA-6MFA	7332-02915	13/32	5/8-18	3/8	2.75	1.50	.20
8ACA-8MFA	7332-00305	13/32	3/4-16	1/2	2.88	1.63	.22
8ACA-10MFA	7332-00315	13/32	7/8-14	5/8	3.00	1.75	.34
10ACA-8MFA	7332-00325	1/2	3/4-16	1/2	2.94	1.69	.22
10ACA-10MFA	7332-00335	1/2	7/8-14	5/8	3.00	1.75	.32
12ACA-10MFA	7332-00345	5/8	7/8-14	5/8	3.13	1.88	.50
12ACA-12MFA	7332-00355	5/8	1 1/16-12	3/4	3.25	2.00	.50

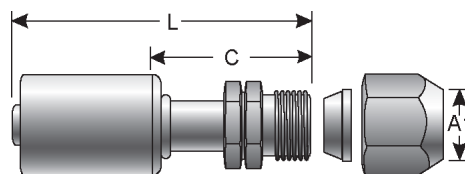
- HOSE
- HOSE/CPLG. SELECTION
- G8K COUPLINGS
- GLOBALSPIRAL COUPLINGS
- PCM / PCS FERRULES
- MEGACRIMP COUPLINGS
- STAINLESS STEEL
- POWER CRIMP COUPLINGS
- LOC, GL AND GLP COUPLINGS
- POLARSEAL COUPLINGS**
- POLARSEAL II COUPLINGS
- C14 COUPLINGS
- PCTS THERMOPLASTIC COUPLINGS
- FIELD ATTACHABLE G1 & G2 COUPLINGS
- FIELD ATTACHABLE C5 & C5E COUPLINGS
- SURELOK AIR BRAKE COUPLINGS
- ADAPTERS
- QUICK DISCONNECT COUPLERS
- LIVE SWIVEL
- BALL VALVES
- ACCESSORIES
- EQUIPMENT AND PARTS

Male SAE Flareless Assembly - 90° Block - Aluminum



Descr.	Prod. No.			A1	T	L	C	Weight (Lbs.)
		"	"	"	"	"	"	
6ACA-6MFA90	7332-00365	5/16	5/8-18	3/8	.78	2.24	.99	.18
6ACA-8MFA90	7332-02925	5/16	3/4-16	1/2	.96	2.31	1.06	.20
8ACA-6MFA90	7332-02935	13/32	5/8-18	3/8	.78	2.28	1.03	.20
8ACA-8MFA90	7332-00375	13/32	3/4-16	1/2	.96	2.37	1.12	.26
8ACA-10MFA90	7332-00385	13/32	7/8-14	5/8	1.08	2.43	1.18	.28
10ACA-8MFA90	7332-00395	1/2	3/4-16	1/2	.96	2.38	1.13	.28
10ACA-10MFA90	7332-00405	1/2	7/8-14	5/8	1.08	2.44	1.19	.38
12ACA-10MFA90	7332-00415	5/8	7/8-14	5/8	1.08	2.56	1.31	.28
12ACA-12MFA90	7332-00425	5/8	1 1/16-12	3/4	1.19	2.66	1.41	.58

Male Metric Flareless Assembly - Aluminum

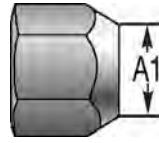


Descr.	Prod. No.			A1	L	C	Weight (Lbs.)
		"	"	mm	"	"	
6ACA-8MMFA	7332-01025	5/16	5/8-18	8.0	2.77	1.52	.14
8ACA-12MMFA	7332-01035	13/32	3/4-16	12.0	3.00	1.75	.22
10ACA-14.5MMFA	7332-01045	1/2	7/8-14	14.5	3.12	1.87	.34

HOSE
HOSE/CPLG. SELECTION
G8K COUPLINGS
GLOBALSPIRAL COUPLINGS
PCM / PCS FERRULES
MEGACRIMP COUPLINGS
STAINLESS STEEL
POWER CRIMP COUPLINGS
LOC. GL AND GLP COUPLINGS
POLARSEAL COUPLINGS
POLARSEAL II COUPLINGS
C14 COUPLINGS
PCTS THERMOPLASTIC COUPLINGS
FIELD ATTACHABLE G1 & G2 COUPLINGS
FIELD ATTACHABLE C5 & C5E COUPLINGS
SURELOK AIR BRAKE COUPLINGS
ADAPTERS
QUICK DISCONNECT COUPLERS
LIVE SWIVEL
BALL VALVES
ACCESSORIES
EQUIPMENT AND PARTS

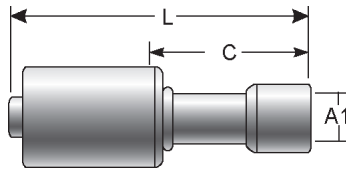
HOSE
HOSE/CPLG. SELECTION
G8K COUPLINGS
GLOBALSPIRAL COUPLINGS
PCM / PCS FERRULES
MEGACRIMP COUPLINGS
STAINLESS STEEL
POWER CRIMP COUPLINGS
LOC, GL AND GLP COUPLINGS
POLARSEAL COUPLINGS
POLARSEAL II COUPLINGS
C14 COUPLINGS
PCTS THERMOPLASTIC COUPLINGS
FIELD ATTACHABLE G1 & G2 COUPLINGS
FIELD ATTACHABLE C5 & C5E COUPLINGS
SURELOK AIR BRAKE COUPLINGS
ADAPTERS
QUICK DISCONNECT COUPLERS
LIVE SWIVEL
BALL VALVES
ACCESSORIES
EQUIPMENT AND PARTS

Female Flareless Nut - Aluminum



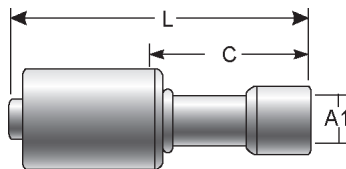
Descr.	Prod. No.		A1	Weight (Lbs.)
		"	"	
8ACFFN	7332-04145	3/4-16	1/2	.05

Female Braze-On Stems - Aluminum



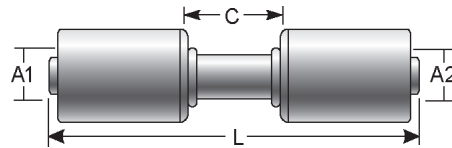
Descr.	Prod. No.		A1	L	C	Weight (Lbs.)
		"	"	"	"	
6ACA-6FBO	7332-02945	5/16	3/8	2.10	.85	.05
8ACA-8FBO	7332-02955	13/32	1/2	2.10	.85	.05
10ACA-10FBO	7332-02965	1/2	5/8	2.10	.85	.10
12ACA-10FBO	7332-02975	5/8	5/8	2.10	.85	.10
12ACA-12FBO	7332-02985	5/8	3/4	2.10	.85	.10

Female Braze-On Stems - Steel



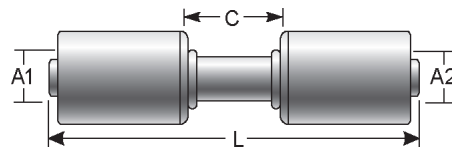
Descr.	Prod. No.		A1	L	C	Weight (Lbs.)
		"	"	"	"	
6ACA-6FBO-S	7332-01905	5/16	3/8	2.10	.85	.06
8ACA-8FBO-S	7332-01915	13/32	1/2	2.10	.85	.08
10ACA-10FBO-S	7332-01925	1/2	5/8	2.10	.85	.10
12ACA-10FBO-S	7332-01945	5/8	5/8	2.10	.85	.12
12ACA-12FBO-S	7332-01935	5/8	3/4	2.10	.85	.12

Hose Length Extender - Aluminum



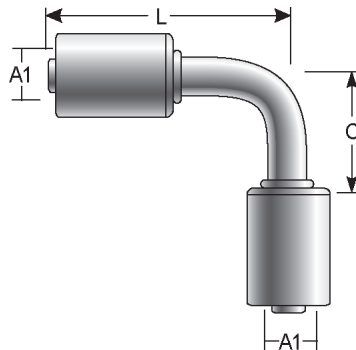
Descr.	Prod. No.		A1	A2	L	C	Weight (Lbs.)
		"	"	"	"	"	
6ACA-6HLE	7332-01385	5/16	5/16	5/16	4.00	1.50	.08
6ACA-8HLE	7332-01395	5/16	5/16	13/32	4.00	1.50	.10
8ACA-8HLE	7332-01405	13/32	13/32	13/32	4.00	1.50	.12
8ACA-10HLE	7332-01415	13/32	13/32	1/2	4.13	1.63	.12
10ACA-10HLE	7332-01425	1/2	1/2	1/2	4.13	1.63	.14
12ACA-10HLE	7332-02995	5/8	5/8	1/2	4.25	1.75	.15
12ACA-12HLE	7332-01435	5/8	5/8	5/8	4.25	1.75	.16

Hose Length Extender - Steel



Descr.	Prod. No.		L	C	Weight (Lbs.)
		"	"	"	
12ACA-10HLE-S	7332-04485	5/8	1.75	5.27	.28

Hose Length Extender - 90° Bent Tube - Aluminum

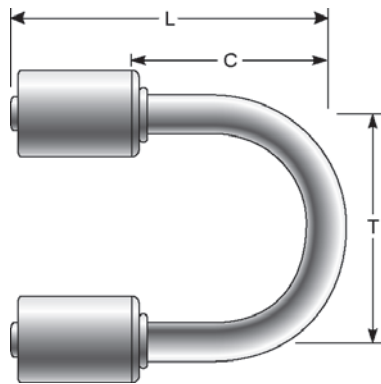


Descr.	Prod. No.		A1	L	C	Weight (Lbs.)
		"	"	"	"	
6ACA-6HLE90	7332-01445	5/16	5/16	2.50	1.25	.08
8ACA-8HLE90	7332-01455	13/32	13/32	2.62	1.37	.12
10ACA-10HLE90	7332-01465	1/2	1/2	2.88	1.63	.14
12ACA-12HLE90	7332-01475	5/8	5/8	3.25	2.00	.18

HOSE
HOSE/CPLG. SELECTION
G8K COUPLINGS
GLOBALSPIRAL COUPLINGS
PCM / PCS FERRULES
MEGACRIMP COUPLINGS
STAINLESS STEEL
POWER CRIMP COUPLINGS
LOC. GL AND GLP COUPLINGS
POLARSEAL COUPLINGS
POLARSEAL II COUPLINGS
C14 COUPLINGS
PCTS THERMOPLASTIC COUPLINGS
FIELD ATTACHABLE G1 & G2 COUPLINGS
FIELD ATTACHABLE C5 & C5E COUPLINGS
SURELOK AIR BRAKE COUPLINGS
ADAPTERS
QUICK DISCONNECT COUPLERS
LIVE SWIVEL
BALL VALVES
ACCESSORIES
EQUIPMENT AND PARTS

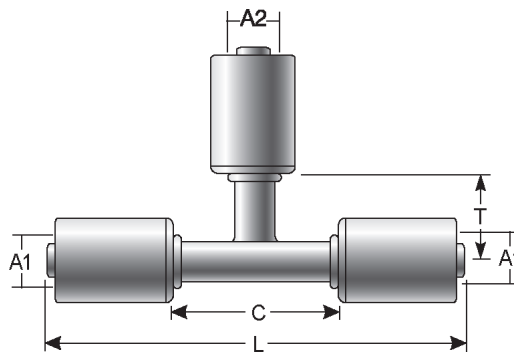
HOSE
HOSE/CPLG. SELECTION
G8K COUPLINGS
GLOBALSPIRAL COUPLINGS
PCM / PCS FERRULES
MEGACRIMP COUPLINGS
STAINLESS STEEL
POWER CRIMP COUPLINGS
LOC, GL AND GLP COUPLINGS
POLARSEAL COUPLINGS
POLARSEAL II COUPLINGS
C14 COUPLINGS
PCTS THERMOPLASTIC COUPLINGS
FIELD ATTACHABLE G1 & G2 COUPLINGS
FIELD ATTACHABLE C5 & C5E COUPLINGS
SURELOK AIR BRAKE COUPLINGS
ADAPTERS
QUICK DISCONNECT COUPLERS
LIVE SWIVEL
BALL VALVES
ACCESSORIES
EQUIPMENT AND PARTS

Hose Length Extender - 180° Bent Tube - Aluminum



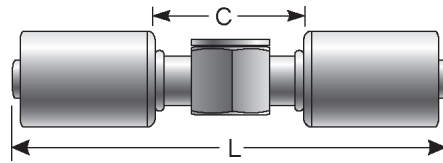
Descr.	Prod. No.	⊖	T	L	C	Weight (Lbs.)
		"	"	"	"	
6ACA-6HLE180	7332-02255	5/16	3.00	3.88	2.63	.18
8ACA-8HLE180	7332-02265	13/32	3.00	4.00	2.75	.14
10ACA-10HLE180	7332-02275	1/2	3.00	4.13	2.88	.20
12ACA-12HLE180	7332-02285	5/8	3.00	4.50	3.25	.22

Hose Length Extender - Tee - Aluminum



Descr.	Prod. No.	⊖	A1	A2	T	L	C	Weight (Lbs.)
		"	"	"	"	"	"	
6ACA-6HLET	7332-02295	5/16	5/16	5/16	1.13	4.75	2.25	.15
8ACA-8HLET	7332-02305	13/32	13/32	13/32	1.19	4.88	2.38	.18
10ACA-10HLET	7332-02315	1/2	1/2	1/2	1.25	5.00	2.50	.20
12ACA-10HLET	7332-03015	5/8	5/8	1/2	1.34	5.25	2.75	.25
12ACA-12HLET	7332-02325	5/8	5/8	5/8	1.37	5.25	2.75	.24

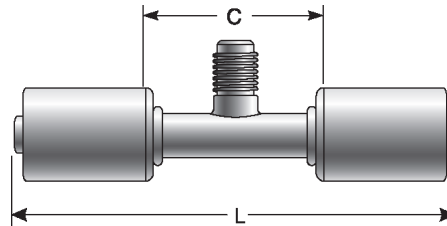
Hose Length Extender with Sight Glass - Aluminum



Descr.	Prod. No.		L	C	Weight (Lbs.)
		"	"	"	
6ACA-6HLESG	7332-01485	5/16	4.12	1.62	.22

Hose Splicer with R12 Thread Service Port - Aluminum

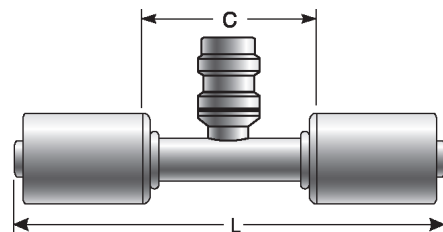
Service Ports: High Side; 6-8 Hose; 3/8" Schrader Valve
 Service Ports: Low Side; 10-12 Hose; 1/4" Schrader Valve



Descr.	Prod. No.		L	C	Weight (Lbs.)
		"	"	"	
6ACA-R12SP	7332-01135	5/16	4.50	2.00	.10
8ACA-R12SP	7332-01145	13/32	4.50	2.00	.14
10ACA-R12SP	7332-01155	1/2	4.63	2.13	.60
12ACA-R12SP	7332-01165	5/8	4.75	2.25	.18

Hose Splicer with R134a Service Port - Aluminum

Service Ports: High Side; 6-8 Hose; 3/8" Schrader Valve
 Service Ports: Low Side; 10-12 Hose; 1/4" Schrader Valve



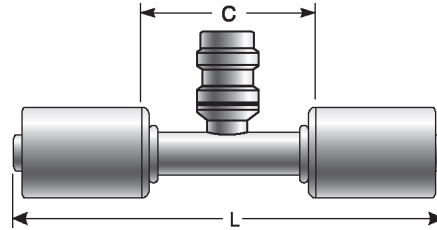
Descr.	Prod. No.		L	C	Weight (Lbs.)
		"	"	"	
6ACA-R134SP	7332-01175	5/16	4.50	2.00	.12
8ACA-R134SP	7332-01185	13/32	4.50	2.00	.14
10ACA-R134SP	7332-01195	1/2	4.63	2.13	.50
12ACA-R134SP	7332-01205	5/8	4.75	2.25	.18

HOSE
HOSE/CPLG. SELECTION
G8K COUPLINGS
GLOBALSPIRAL COUPLINGS
PCM / PCS FERRULES
MEGACRIMP COUPLINGS
STAINLESS STEEL
POWER CRIMP COUPLINGS
LOC. GL AND GLP COUPLINGS
POLARSEAL COUPLINGS
POLARSEAL II COUPLINGS
C14 COUPLINGS
PCTS THERMOPLASTIC COUPLINGS
FIELD ATTACHABLE G1 & G2 COUPLINGS
FIELD ATTACHABLE C5 & C5E COUPLINGS
SURELOK AIR BRAKE COUPLINGS
ADAPTERS
QUICK DISCONNECT COUPLERS
LIVE SWIVEL
BALL VALVES
ACCESSORIES
EQUIPMENT AND PARTS

HOSE
HOSE/CPLG. SELECTION
G8K COUPLINGS
GLOBALSPIRAL COUPLINGS
PCM / PCS FERRULES
MEGACRIMP COUPLINGS
STAINLESS STEEL
POWER CRIMP COUPLINGS
LOC, GL AND GLP COUPLINGS
POLARSEAL COUPLINGS
POLARSEAL II COUPLINGS
C14 COUPLINGS
PCTS THERMOPLASTIC COUPLINGS
FIELD ATTACHABLE G1 & G2 COUPLINGS
FIELD ATTACHABLE C5 & C5E COUPLINGS
SURELOK AIR BRAKE COUPLINGS
ADAPTERS
QUICK DISCONNECT COUPLERS
LIVE SWIVEL
BALL VALVES
ACCESSORIES
EQUIPMENT AND PARTS

Hose Splicer with R134a Service Port - Steel

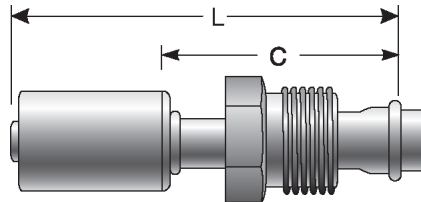
Pressure Ports: High Side; 6-8 Hose
 Pressure Ports: Low Side; 10-12 Hose



Descr.	Prod. No.	⊖	L	C	Weight (Lbs.)
		"	"	"	
6ACA-R134SP-S	7332-01955	5/16	4.50	2.00	.18
8ACA-R134SP-S	7332-01965	13/32	4.50	2.00	.24
10ACA-R134SP-S	7332-01975	1/2	4.63	2.13	.26
12ACA-R134SP-S	7332-03005	5/8	4.75	2.25	.30

Male SAE Tube O-Ring Nut Swivel - Aluminum

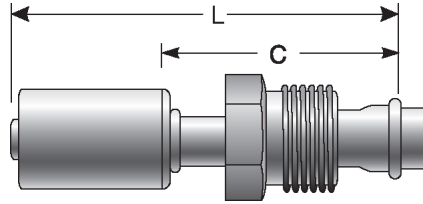
O-Ring not included. Must be ordered separately.



Descr.	Prod. No.	⊖	🌀	L	C	Weight (Lbs.)
		"	"	"	"	
6ACA-6MTON	7332-00435	5/16	5/8-18	3.19	1.94	.50
6ACA-7MTON	7332-02115	5/16	11/16-16	3.00	1.75	.10
6ACA-8MTON	7332-03065	5/16	3/4-18	3.25	2.00	.10
8ACA-6MTON	7332-03075	13/32	5/8-18	3.25	2.00	.10
8ACA-8MTON	7332-00445	13/32	3/4-18	3.25	2.00	.12
10ACA-10MTON	7332-00455	1/2	7/8-18	3.38	2.13	.14
12ACA-10MTON	7332-03085	5/8	7/8-18	3.88	2.63	.15
12ACA-12MTON	7332-00465	5/8	1 1/16-12	3.88	2.63	.22

Male SAE Tube O-Ring Nut Swivel - Steel

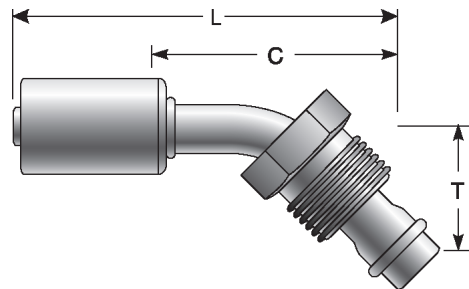
O-Ring not included. Must be ordered separately.



Descr.	Prod. No.			L	C	Weight (Lbs.)
		"	"	"	"	
6ACA-6MTON-S	7332-01285	5/16	5/8-18	3.19	1.94	.10
6ACA-7MTON-S	7332-02125	5/16	11/16-16	3.00	1.75	.12
10ACA-10MTON-S	7332-01865	1/2	7/8-18	3.38	2.13	.20

Male SAE Tube O-Ring Nut - 45° Bent Tube - Aluminum

O-Ring not included. Must be ordered separately.

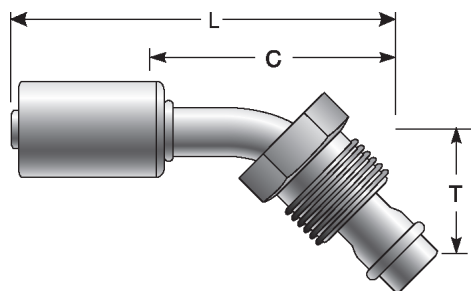


Descr.	Prod. No.			T	L	C	Weight (Lbs.)
		"	"	"	"	"	
6ACA-6MTON45	7332-00475	5/16	5/8-18	.88	3.19	1.94	.10
6ACA-8MTON45	7332-03095	5/16	3/4-18	1.00	3.47	2.22	.10
8ACA-6MTON45	7332-03105	13/32	5/8-18	1.00	3.47	2.22	.10
8ACA-8MTON45	7332-00485	13/32	3/4-18	1.00	3.44	2.19	.12
10ACA-10MTON45	7332-00495	1/2	7/8-18	1.06	3.81	2.56	.16
12ACA-12MTON45	7332-00505	5/8	1 1/16-12	1.19	4.19	2.94	.22

HOSE
HOSE/CPLG. SELECTION
G8K COUPLINGS
GLOBALSPIRAL COUPLINGS
PCM / PCS FERRULES
MEGACRIMP COUPLINGS
STAINLESS STEEL
POWER CRIMP COUPLINGS
LOC. GL AND GLP COUPLINGS
POLARSEAL COUPLINGS
POLARSEAL II COUPLINGS
C14 COUPLINGS
PCTS THERMOPLASTIC COUPLINGS
FIELD ATTACHABLE G1 & G2 COUPLINGS
FIELD ATTACHABLE C5 & C5E COUPLINGS
SURELOK AIR BRAKE COUPLINGS
ADAPTERS
QUICK DISCONNECT COUPLERS
LIVE SWIVEL
BALL VALVES
ACCESSORIES
EQUIPMENT AND PARTS

HOSE
HOSE/CPLG. SELECTION
G8K COUPLINGS
GLOBALSPIRAL COUPLINGS
PCM / PCS FERRULES
MEGACRIMP COUPLINGS
STAINLESS STEEL
POWER CRIMP COUPLINGS
LOC, GL AND GLP COUPLINGS
POLARSEAL COUPLINGS
POLARSEAL II COUPLINGS
C14 COUPLINGS
PCTS THERMOPLASTIC COUPLINGS
FIELD ATTACHABLE G1 & G2 COUPLINGS
FIELD ATTACHABLE C5 & C5E COUPLINGS
SURELOK AIR BRAKE COUPLINGS
ADAPTERS
QUICK DISCONNECT COUPLERS
LIVE SWIVEL
BALL VALVES
ACCESSORIES
EQUIPMENT AND PARTS

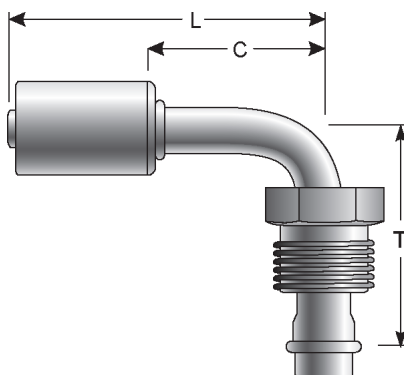
Male SAE Tube O-Ring Nut - 45° Bent Tube - Steel



Descr.	Prod. No.	⊖	🌀	T	L	C	Weight (Lbs.)
		"	"	"	"	"	
6ACA-6MTON45S	7332-04415	5/16	5/8-18	.88	1.69	4.03	.11
10ACA-10MTON45-S	7332-04425	1/2	7/8-18	1.06	2.31	4.63	.22

Male SAE Tube O-Ring Nut - 90° Bent Tube - Aluminum

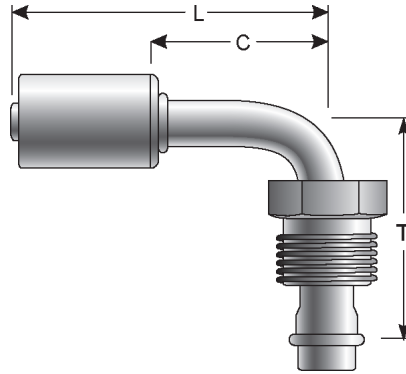
O-Ring not included. Must be ordered separately.



Descr.	Prod. No.	⊖	🌀	T	L	C	Weight (Lbs.)
		"	"	"	"	"	
6ACA-6MTON90	7332-00515	5/16	5/8-18	1.63	2.56	1.31	.08
6ACA-7MTON90	7332-03115	5/16	11/16-16	1.56	2.56	1.31	.10
6ACA-8MTON90	7332-03125	5/16	3/4-18	1.88	2.75	1.50	.10
8ACA-6MTON90	7332-03135	13/32	5/8-18	1.88	2.75	1.50	.10
8ACA-8MTON90	7332-00525	13/32	3/4-18	1.88	2.75	1.50	.20
10ACA-10MTON90	7332-00535	1/2	7/8-18	2.12	3.00	1.75	.16
12ACA-10MTON90	7332-03145	5/8	7/8-18	2.25	3.25	2.00	.20
12ACA-12MTON90	7332-00545	5/8	1 1/16-12	2.25	3.25	2.00	.14

Male SAE Tube O-Ring Nut - 90° Bent Tube - Steel

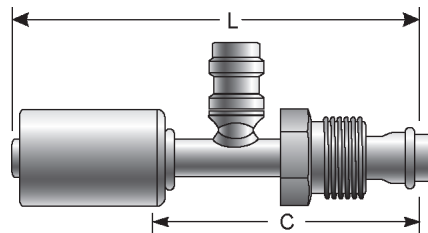
O-Ring not included. Must be ordered separately.



Descr.	Prod. No.			T	L	C	Weight (Lbs.)
		"	"	"	"	"	
6ACA-6MTON90S	7332-01295	5/16	5/8-18	1.63	2.56	1.31	.16
8ACA-8MTON90-S	7332-04435	13/32	3/4-16	1.88	1.25	4.73	.24
10ACA-10MTON90-S	7332-01875	1/2	7/8-18	2.12	3.00	1.75	.24

Male SAE Tube O-Ring Nut Swivel with R134a Service Port - Aluminum

O-Ring not included. Must be ordered separately.



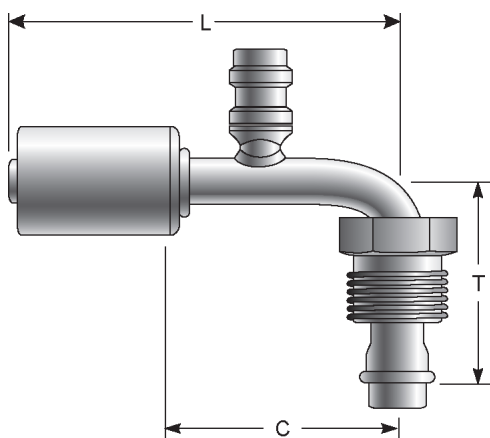
Descr.	Prod. No.			L	C	Weight (Lbs.)
		"	"	"	"	
6ACA-6MTON134SP	7332-03025	5/16	5/8-18	3.35	2.10	.15
8ACA-8MTON134SP	7332-03035	13/32	3/4-18	3.35	2.10	.15
10ACA-10MTON134SP	7332-03045	1/2	7/8-18	3.59	2.34	.20
12ACA-12MTON134SP	7332-03055	5/8	1 1/16-12	3.72	2.47	.25

HOSE
HOSE/CPLG. SELECTION
G8K COUPLINGS
GLOBALSPIRAL COUPLINGS
PCM / PCS FERRULES
MEGACRIMP COUPLINGS
STAINLESS STEEL
POWER CRIMP COUPLINGS
LOC. GL AND GLP COUPLINGS
POLARSEAL COUPLINGS
POLARSEAL II COUPLINGS
C14 COUPLINGS
PCTS THERMOPLASTIC COUPLINGS
FIELD ATTACHABLE G1 & G2 COUPLINGS
FIELD ATTACHABLE C5 & C5E COUPLINGS
SURELOK AIR BRAKE COUPLINGS
ADAPTERS
QUICK DISCONNECT COUPLERS
LIVE SWIVEL
BALL VALVES
ACCESSORIES
EQUIPMENT AND PARTS

HOSE
HOSE/CPLG. SELECTION
G8K COUPLINGS
GLOBALSPIRAL COUPLINGS
PCM / PCS FERRULES
MEGACRIMP COUPLINGS
STAINLESS STEEL
POWER CRIMP COUPLINGS
LOC, GL AND GLP COUPLINGS
POLARSEAL COUPLINGS
POLARSEAL II COUPLINGS
C14 COUPLINGS
PCTS THERMOPLASTIC COUPLINGS
FIELD ATTACHABLE G1 & G2 COUPLINGS
FIELD ATTACHABLE C5 & C5E COUPLINGS
SURELOK AIR BRAKE COUPLINGS
ADAPTERS
QUICK DISCONNECT COUPLERS
LIVE SWIVEL
BALL VALVES
ACCESSORIES
EQUIPMENT AND PARTS

Male SAE Tube O-Ring Nut Swivel with R134a Service Port - 90° Bent Tube - Aluminum

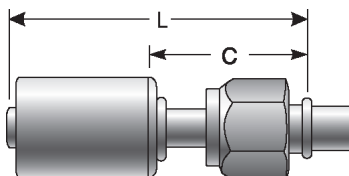
O-Ring not included. Must be ordered separately.



Descr.	Prod. No.			T	L	C	Weight (Lbs.)
		"	"	"	"	"	
10ACA-10MTON134SP90	7332-02585	1/2	7/8-18	1.50	3.85	2.60	.20

Female SAE Tube O-Ring Nut Swivel - Aluminum

O-Ring not included. Must be ordered separately.



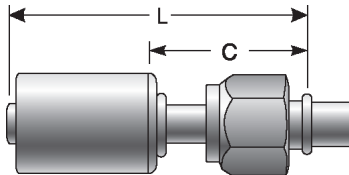
Descr.	Prod. No.			L	C	Weight (Lbs.)
		"	"	"	"	
6ACA-5FTON* **	7332-00635	5/16	9/16-18	2.81	1.56	.10
6ACA-6FTON	7332-00645	5/16	5/8-18	2.88	1.63	.10
6ACA-8FTON	7332-00655	5/16	3/4-16	3.00	1.75	.12
8ACA-6FTON	7332-03165	13/32	5/8-18	3.00	1.75	.10
8ACA-8FTON	7332-00665	13/32	3/4-16	3.00	1.75	.10
10ACA-8FTON	7332-01505	1/2	3/4-16	3.19	1.94	.16
10ACA-10FTON	7332-00675	1/2	7/8-14	3.19	1.94	.20
10ACA-12FTON	7332-01515	1/2	1 1/16-14	3.31	2.06	.28
12ACA-10FTON	7332-00685	5/8	7/8-14	3.31	2.06	.24
12ACA-12FTON	7332-00695	5/8	1 1/16-14	3.31	2.06	.30

*Standard and Metric Threads are equivalent for 6ACA-5FTON.

**Used on Toyota Receivers and Dryers.

Female SAE Tube O-Ring Nut Swivel - Steel

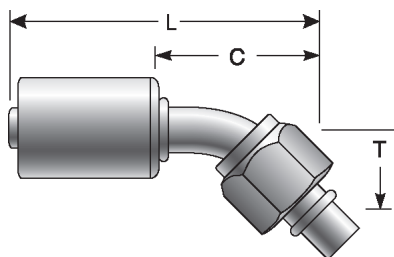
O-Ring not included. Must be ordered separately.



Descr.	Prod. No.			L	C	Weight (Lbs.)
		"	"	"	"	
6ACA-6FTON-S	7332-01275	5/16	5/8-18	2.88	1.63	.12
8ACA-8FTON-S	7332-01645	13/32	3/4-16	3.00	1.75	.12
10ACA-10FTON-S	7332-01655	1/2	7/8-14	3.19	1.94	.28
12ACA-10FTON-S	7332-01815	5/8	7/8-14	3.31	2.06	.30
12ACA-12FTON-S	7332-03175	5/8	1 1/16-14	3.31	2.06	.30

Female SAE Tube O-Ring Nut Swivel - 45° Bent Tube - Aluminum

O-Ring not included. Must be ordered separately.



Descr.	Prod. No.			T	L	C	Weight (Lbs.)
		"	"	"	"	"	
6ACA-6FTON45	7332-00705	5/16	5/8-18	.56	2.87	1.52	.10
8ACA-6FTON45	7332-03185	13/32	5/8-18	.63	3.04	1.79	.10
8ACA-8FTON45	7332-00715	13/32	3/4-16	.63	3.07	1.82	.12
10ACA-8FTON45	7332-03195	1/2	3/4-16	.88	3.60	2.35	.15
10ACA-10FTON45	7332-00725	1/2	7/8-14	.88	3.63	2.38	.22
12ACA-10FTON45	7332-03205	5/8	7/8-14	.94	3.91	2.66	.25
12ACA-12FTON45	7332-00735	5/8	1 1/16-14	.94	3.94	2.69	.30

HOSE

HOSE/CPLG. SELECTION

G8K COUPLINGS

GLOBALSPIRAL COUPLINGS

PCM / PCS FERRULES

MEGACRIMP COUPLINGS

STAINLESS STEEL

POWER CRIMP COUPLINGS

LOC. GL AND GLP COUPLINGS

POLARSEAL COUPLINGS

POLARSEAL II COUPLINGS

C14 COUPLINGS

PCTS THERMOPLASTIC COUPLINGS

FIELD ATTACHABLE G1 & G2 COUPLINGS

FIELD ATTACHABLE C5 & C5E COUPLINGS

SURELOK AIR BRAKE COUPLINGS

ADAPTERS

QUICK DISCONNECT COUPLERS

LIVE SWIVEL

BALL VALVES

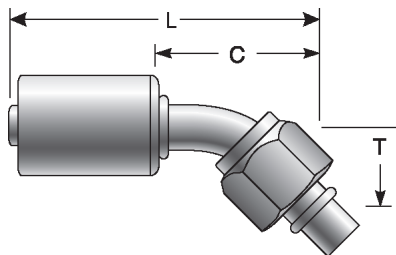
ACCESSORIES

EQUIPMENT AND PARTS

HOSE
HOSE/CPLG. SELECTION
G8K COUPLINGS
GLOBALSPIRAL COUPLINGS
PCM / PCS FERRULES
MEGACRIMP COUPLINGS
STAINLESS STEEL
POWER CRIMP COUPLINGS
LOC, GL AND GLP COUPLINGS
POLARSEAL COUPLINGS
POLARSEAL II COUPLINGS
C14 COUPLINGS
PCTS THERMOPLASTIC COUPLINGS
FIELD ATTACHABLE G1 & G2 COUPLINGS
FIELD ATTACHABLE C5 & C5E COUPLINGS
SURELOK AIR BRAKE COUPLINGS
ADAPTERS
QUICK DISCONNECT COUPLERS
LIVE SWIVEL
BALL VALVES
ACCESSORIES
EQUIPMENT AND PARTS

Female SAE Tube O-Ring Nut Swivel - 45° Bent Tube - Steel

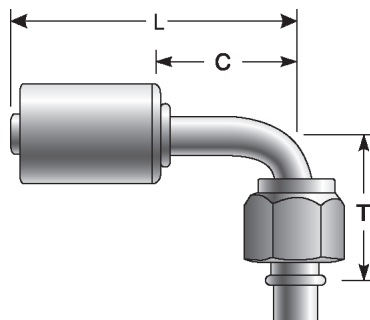
O-Ring not included. Must be ordered separately.



Descr.	Prod. No.			T	L	C	Weight (Lbs.)
		"	"	"	"	"	
6ACA-6FTON45-S	7332-01665	5/16	5/8-18	.56	2.87	1.52	.14
8ACA-8FTON45-S	7332-02055	13/32	3/4-16	.63	3.07	1.82	.20
10ACA-10FTON45-S	7332-01675	1/2	7/8-14	.88	3.63	2.38	.30

Female SAE Tube O-Ring Nut Swivel - 90° Bent Tube - Aluminum

O-Ring not included. Must be ordered separately.

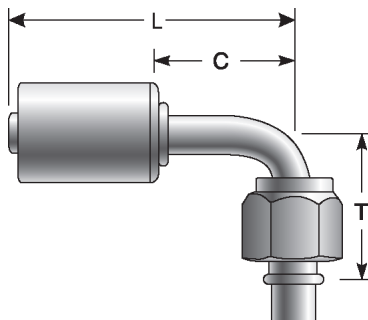


Descr.	Prod. No.			T	L	C	Weight (Lbs.)
		"	"	"	"	"	
6ACA-5FTON90*	7332-00745	5/16	9/16-18	1.12	2.75	1.63	.10
6ACA-6FTON90	7332-00755	5/16	5/8-18	1.12	2.56	1.31	.10
6ACA-8FTON90	7332-00765	5/16	3/4-16	1.31	2.75	1.50	.12
8ACA-6FTON90	7332-03155	13/32	5/8-18	1.31	2.75	1.50	.10
8ACA-8FTON90	7332-00775	13/32	3/4-16	1.31	2.75	1.50	.14
10ACA-8FTON90	7332-01545	1/2	3/4-16	1.50	3.00	1.75	.14
10ACA-10FTON90	7332-00785	1/2	7/8-14	1.50	3.00	1.75	.20
10ACA-12FTON90	7332-01555	1/2	1 1/16-14	1.75	3.25	2.00	.28
12ACA-10FTON90	7332-00795	5/8	7/8-14	1.75	3.25	2.00	.24
12ACA-12FTON90	7332-00805	5/8	1 1/16-14	1.75	3.25	2.00	.32

*Used on Toyota Receivers and Dryers.

Female SAE Tube O-Ring Nut Swivel - 90° Bent Tube - Steel

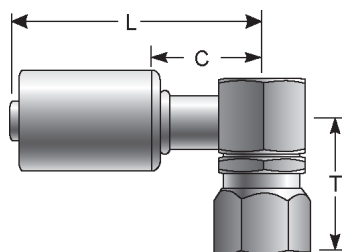
O-Ring not included. Must be ordered separately.



Descr.	Prod. No.	⊖	🌀	T	L	C	Weight (Lbs.)
		"	"	"	"	"	
6ACA-6FTON90-S	7332-01305	5/16	5/8-18	1.12	2.56	1.31	.14
8ACA-8FTON90-S	7332-01685	13/32	3/4-16	1.31	2.75	1.50	.20
10ACA-10FTON90-S	7332-01695	1/2	7/8-14	1.50	3.00	1.75	.32
12ACA-10FTON90-S	7332-01825	5/8	7/8-14	1.50	3.25	2.00	.34

Female SAE Tube O-Ring Nut Swivel - 90° Block - Steel

O-Ring not included. Must be ordered separately.



Descr.	Prod. No.	⊖	🌀	T	L	C	Weight (Lbs.)
		"	"	"	"	"	
8ACA-8FTON90BL-S	7332-01835	13/32	3/4-16	.71	2.44	1.19	.28
10ACA-10FTON90BL-S	7332-01845	1/2	7/8-14	.71	2.50	1.25	.34
12ACA-10FTON90BL-S	7332-01855	5/8	7/8-14	.71	2.62	1.37	.34

HOSE

HOSE/CPLG. SELECTION

G8K COUPLINGS

GLOBALSPIRAL COUPLINGS

PCM / PCS FERRULES

MEGACRIMP COUPLINGS

STAINLESS STEEL

POWER CRIMP COUPLINGS

LOC. GL AND GLP COUPLINGS

POLARSEAL COUPLINGS

POLARSEAL II COUPLINGS

C14 COUPLINGS

PCTS THERMOPLASTIC COUPLINGS

FIELD ATTACHABLE G1 & G2 COUPLINGS

FIELD ATTACHABLE C5 & C5E COUPLINGS

SURELOK AIR BRAKE COUPLINGS

ADAPTERS

QUICK DISCONNECT COUPLERS

LIVE SWIVEL

BALL VALVES

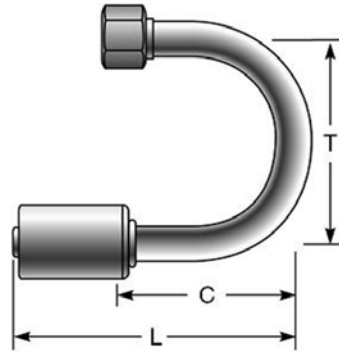
ACCESSORIES

EQUIPMENT AND PARTS

HOSE
HOSE/CPLG. SELECTION
G8K COUPLINGS
GLOBALSPIRAL COUPLINGS
PCM / PCS FERRULES
MEGACRIMP COUPLINGS
STAINLESS STEEL
POWER CRIMP COUPLINGS
LOC, GL AND GLP COUPLINGS
POLARSEAL COUPLINGS
POLARSEAL II COUPLINGS
C14 COUPLINGS
PCTS THERMOPLASTIC COUPLINGS
FIELD ATTACHABLE G1 & G2 COUPLINGS
FIELD ATTACHABLE C5 & C5E COUPLINGS
SURELOK AIR BRAKE COUPLINGS
ADAPTERS
QUICK DISCONNECT COUPLERS
LIVE SWIVEL
BALL VALVES
ACCESSORIES
EQUIPMENT AND PARTS

Female SAE Tube O-Ring Nut - 180° Bent Tube - Aluminum

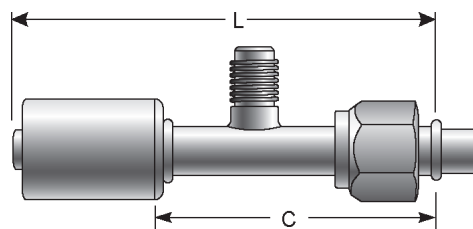
O-Ring not included. Must be ordered separately.



Descr.	Prod. No.			T	L	C	Weight (Lbs.)
		"	"	"	"	"	
6ACA-6FTON180	7332-03575	5/16	5/8-18	1.63	3.50	2.25	.10
8ACA-8FTON180	7332-03585	13/32	3/4-18	1.75	3.50	2.25	.15
12ACA-12FTON180	7332-03595	5/8	1 1/16-14	2.12	4.50	3.25	.35

Female SAE Tube O-Ring Nut Swivel with R12 Service Port - Aluminum

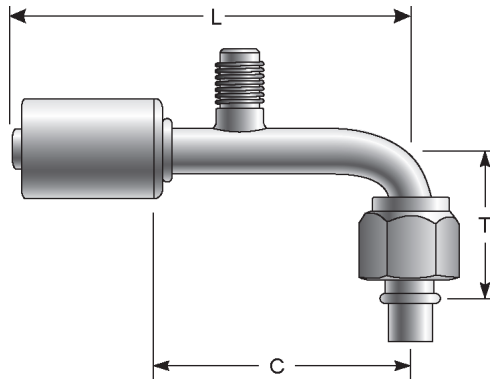
O-Ring not included. Must be ordered separately.
 Service Ports: High Side; 6-8 Hose; 3/8" Schrader Valve
 Service Ports: Low Side; 10-12 Hose; 1/4" Schrader Valve



Descr.	Prod. No.			L	C	Weight (Lbs.)
		"	"	"	"	
6ACA-6FTONR12SP	7332-01985	5/16	5/8-18	3.38	2.13	.10
8ACA-8FTONR12SP	7332-01995	13/32	3/4-16	3.38	2.13	.12
10ACA-10FTONR12SP	7332-02005	1/2	7/8-14	3.62	2.37	.18

Female SAE Tube O-Ring Nut Swivel with R12 Service Port - 90° Bent Tube - Aluminum

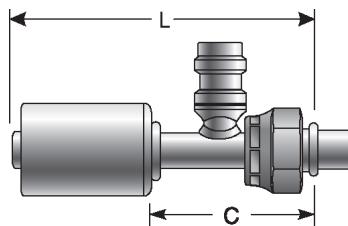
O-Ring not included. Must be ordered separately.



Descr.	Prod. No.			T	L	C	Weight (Lbs.)
		"	"	"	"	"	
6ACA-6FTONR12SP90	7332-02015	5/16	5/8-18	1.12	3.62	2.37	.14
8ACA-8FTONR12SP90	7332-02025	13/32	3/4-16	1.31	3.62	2.37	.18
10ACA-10FTONR12SP90	7332-02035	1/2	7/8-14	1.50	3.88	2.63	.24
12ACA-10FTONR12SP90	7332-02045	5/8	7/8-14	1.75	4.19	2.94	.28

Female SAE Tube O-Ring Nut Swivel with R134a Service Port - Aluminum

O-Ring not included. Must be ordered separately.



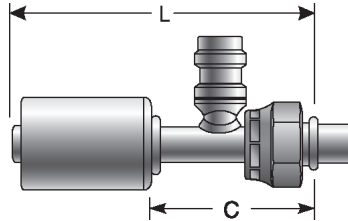
Descr.	Prod. No.			L	C	Weight (Lbs.)
		"	"	"	"	
6ACA-6FTON134SP	7332-00555	5/16	5/8-18	3.30	2.05	.10
8ACA-8FTON134SP	7332-00565	13/32	3/4-16	3.38	2.13	.68
10ACA-10FTON134SP	7332-00575	1/2	7/8-14	3.62	2.37	.18
12ACA-10FTON134SP	7332-00585	5/8	7/8-14	3.75	2.50	.14

HOSE
HOSE/CPLG. SELECTION
G8K COUPLINGS
GLOBALSPIRAL COUPLINGS
PCM / PCS FERRULES
MEGACRIMP COUPLINGS
STAINLESS STEEL
POWER CRIMP COUPLINGS
LOC. GL AND GLP COUPLINGS
POLARSEAL COUPLINGS
POLARSEAL II COUPLINGS
C14 COUPLINGS
PCTS THERMOPLASTIC COUPLINGS
FIELD ATTACHABLE G1 & G2 COUPLINGS
FIELD ATTACHABLE C5 & C5E COUPLINGS
SURELOK AIR BRAKE COUPLINGS
ADAPTERS
QUICK DISCONNECT COUPLERS
LIVE SWIVEL
BALL VALVES
ACCESSORIES
EQUIPMENT AND PARTS

HOSE
HOSE/CPLG. SELECTION
G8K COUPLINGS
GLOBALSPIRAL COUPLINGS
PCM / PCS FERRULES
MEGACRIMP COUPLINGS
STAINLESS STEEL
POWER CRIMP COUPLINGS
LOC, GL AND GLP COUPLINGS
POLARSEAL COUPLINGS
POLARSEAL II COUPLINGS
C14 COUPLINGS
PCTS THERMOPLASTIC COUPLINGS
FIELD ATTACHABLE G1 & G2 COUPLINGS
FIELD ATTACHABLE C5 & C5E COUPLINGS
SURELOK AIR BRAKE COUPLINGS
ADAPTERS
QUICK DISCONNECT COUPLERS
LIVE SWIVEL
BALL VALVES
ACCESSORIES
EQUIPMENT AND PARTS

Female SAE Tube O-Ring Nut Swivel with R134a Service Port - Steel

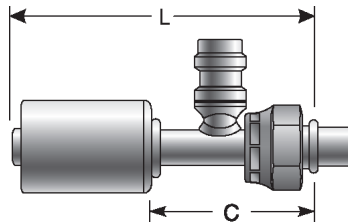
O-Ring not included. Must be ordered separately.



Descr.	Prod. No.			L	C	Weight (Lbs.)
		"	"	"	"	
6ACA-6FTON134SP-S	7332-04405	5/16	5/8-18	1.88	3.98	.26
8ACA-8FTON134SP-S	7332-02685	13/32	3/4-16	3.38	2.13	.25
10ACA-10FTON134SP-S	7332-02695	1/2	7/8-14	3.62	2.37	.35

Female SAE Tube O-Ring Nut Swivel with R134a High Pressure Service Port - Aluminum

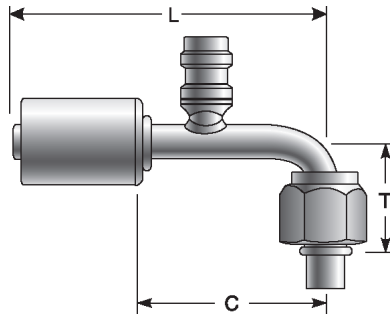
O-Ring not included. Must be ordered separately.



Descr.	Prod. No.			L	C	Weight (Lbs.)
		"	"	"	"	
10ACA-10FTON134SPH	7332-04245	1/2	7/8-14	3.62	2.37	.18

Female SAE Tube O-Ring Nut Swivel with R134a Service Port - 90° Bent Tube - Aluminum

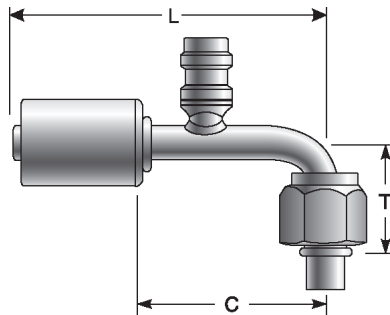
O-Ring not included. Must be ordered separately.



Descr.	Prod. No.			T	L	C	Weight (Lbs.)
		"	"	"	"	"	
6ACA-6FTON134SP90	7332-00595	5/16	5/8-18	1.12	3.62	2.37	.12
8ACA-8FTON134SP90	7332-00605	13/32	3/4-16	1.31	3.62	2.37	.18
10ACA-10FTON134SP90	7332-00615	1/2	7/8-14	1.50	3.88	2.63	.24
12ACA-10FTON134SP90	7332-00625	5/8	7/8-14	1.75	4.19	2.94	.28

Female SAE Tube O-Ring Nut Swivel with R134a Service Port - 90° Bent Tube - Steel

O-Ring not included. Must be ordered separately.



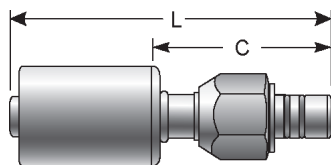
Descr.	Prod. No.			T	L	C	Weight (Lbs.)
		"	"	"	"	"	
6ACA-6FTON134SP90-S	7332-02075	5/16	5/8-18	1.12	3.62	2.37	.20
8ACA-8FTON134SP90-S	7332-01705	13/32	3/4-16	1.50	3.62	2.37	.40
10ACA-10FTON134SP90-S	7332-01715	1/2	7/8-14	1.75	3.88	2.63	.30
12ACA-10FTON134SP90-S	7332-02085	5/8	7/8-14	1.75	4.19	2.94	.38

HOSE
HOSE/CPLG. SELECTION
G8K COUPLINGS
GLOBALSPIRAL COUPLINGS
PCM / PCS FERRULES
MEGACRIMP COUPLINGS
STAINLESS STEEL
POWER CRIMP COUPLINGS
LOC. GL AND GLP COUPLINGS
POLARSEAL COUPLINGS
POLARSEAL II COUPLINGS
C14 COUPLINGS
PCTS THERMOPLASTIC COUPLINGS
FIELD ATTACHABLE G1 & G2 COUPLINGS
FIELD ATTACHABLE C5 & C5E COUPLINGS
SURELOK AIR BRAKE COUPLINGS
ADAPTERS
QUICK DISCONNECT COUPLERS
LIVE SWIVEL
BALL VALVES
ACCESSORIES
EQUIPMENT AND PARTS

HOSE
HOSE/CPLG. SELECTION
G8K COUPLINGS
GLOBALSPIRAL COUPLINGS
PCM / PCS FERRULES
MEGACRIMP COUPLINGS
STAINLESS STEEL
POWER CRIMP COUPLINGS
LOC, GL AND GLP COUPLINGS
POLARSEAL COUPLINGS
POLARSEAL II COUPLINGS
C14 COUPLINGS
PCTS THERMOPLASTIC COUPLINGS
FIELD ATTACHABLE G1 & G2 COUPLINGS
FIELD ATTACHABLE C5 & C5E COUPLINGS
SURELOK AIR BRAKE COUPLINGS
ADAPTERS
QUICK DISCONNECT COUPLERS
LIVE SWIVEL
BALL VALVES
ACCESSORIES
EQUIPMENT AND PARTS

Female SAE Tube Dual O-Ring Nut - Aluminum

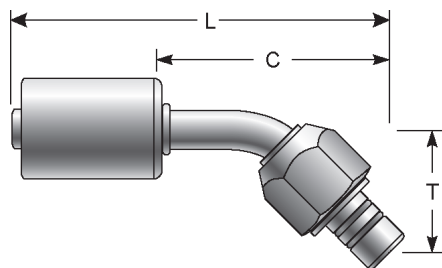
O-Ring not included. Must be ordered separately.



Descr.	Prod. No.			L	C	Weight (Lbs.)
		"	"	"	"	
8ACA-8FTDON	7332-03395	13/32	13/16-16	3.55	2.30	.20
10ACA-10FTDON	7332-03405	1/2	15/16-16	3.79	2.54	.25
12ACA-12FTDON	7332-03415	5/8	1 1/16-14	3.96	2.71	.30

Female SAE Tube Dual O-Ring Nut - 45° Bent Tube - Aluminum

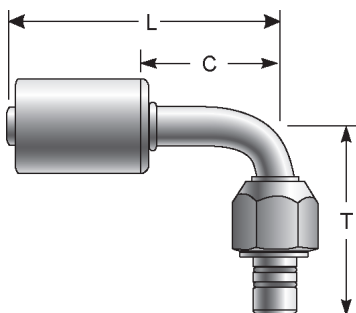
O-Ring not included. Must be ordered separately.



Descr.	Prod. No.			T	L	C	Weight (Lbs.)
		"	"	"	"	"	
8ACA-8FTDON45	7332-03425	13/32	13/16-16	1.02	3.43	2.18	.20
12ACA-12FTDON45	7332-03445	5/8	1 1/16-14	1.40	4.37	3.12	.30



Female SAE Tube Dual O-Ring Nut - 90° Bent Tube - Aluminum

O-Ring not included. Must be ordered separately.



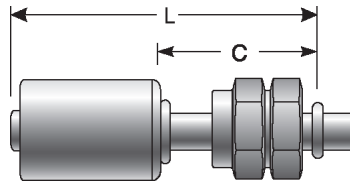
Descr.	Prod. No.			T	L	C	Weight (Lbs.)
		"	"	"	"	"	
8ACA-8FTDON90	7332-03455	13/32	13/16-16	1.86	2.75	1.50	.20
10ACA-10FTDON90	7332-03465	1/2	15/16-16	1.91	3.00	1.75	.25



Female SAE Tube Dual O-Ring Nut - 90° Bent Tube - Aluminum - Continued

Descr.	Prod. No.			T	L	C	Weight (Lbs.)
		"	"	"	"	"	
12ACA-12FTDON90	7332-03475	5/8	1 1/16-14	2.40	3.25	2.00	.30

Female SAE Tube O-Ring Metric Nut Swivel - Aluminum

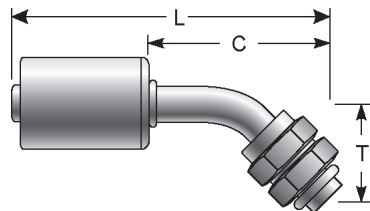
O-Ring not included. Must be ordered separately.





Descr.	Prod. No.			L	C	Weight (Lbs.)
		"	"	"	"	
6ACA-16FTOMN	7332-00815	5/16	M16X1.5	2.81	1.56	.12
6ACA-18FTOMN	7332-03215	5/16	M18X1.5	2.87	1.62	.10
6ACA-20FTOMN	7332-03225	5/16	M20X1.5	2.94	1.69	.15
8ACA-20FTOMN	7332-03235	13/32	M20X1.5	2.94	1.69	.15
10ACA-22FTOMN	7332-00825	1/2	M22X1.5	3.19	1.94	.16
10ACA-24FTOMN	7332-00835	1/2	M24X2.0	3.19	1.94	.20
12ACA-27FTOMN	7332-00845	5/8	M27X2.0	3.31	2.06	.28

Female SAE Tube O-Ring Metric Nut Swivel - 45° Bent Tube - Aluminum

O-Ring not included. Must be ordered separately.



Descr.	Prod. No.			T	L	C	Weight (Lbs.)
		"	"	"	"	"	
6ACA-14FTOMN45	7332-03245	5/16	M14X1.5	.63	3.47	2.22	.10
6ACA-16FTOMN45	7332-03255	5/16	M16X1.5	.63	3.47	2.22	.10
6ACA-18FTOMN45	7332-03265	5/16	M18X1.5	.69	3.53	2.28	.15
6ACA-20FTOMN45	7332-03275	5/16	M20X1.5	.75	3.72	2.47	.15
8ACA-20FTOMN45	7332-03285	13/32	M20X1.5	.75	3.72	2.47	.15
10ACA-22FTOMN45	7332-03295	1/2	M22X1.5	.88	3.60	2.35	.20
10ACA-24FTOMN45	7332-03305	1/2	M24X2.0	.88	3.60	2.35	.25
12ACA-27FTOMN45	7332-03315	5/8	M27X2.0	1.00	4.59	3.34	.25

HOSE

HOSE/CPLG. SELECTION

G8K COUPLINGS

GLOBALSPIRAL COUPLINGS

PCM / PCS FERRULES

MEGACRIMP COUPLINGS

STAINLESS STEEL

POWER CRIMP COUPLINGS

LOC. GL AND GLP COUPLINGS

POLARSEAL COUPLINGS

POLARSEAL II COUPLINGS

C14 COUPLINGS

PCTS THERMOPLASTIC COUPLINGS

FIELD ATTACHABLE G1 & G2 COUPLINGS

FIELD ATTACHABLE C5 & C5E COUPLINGS

SURELOK AIR BRAKE COUPLINGS

ADAPTERS

QUICK DISCONNECT COUPLERS

LIVE SWIVEL

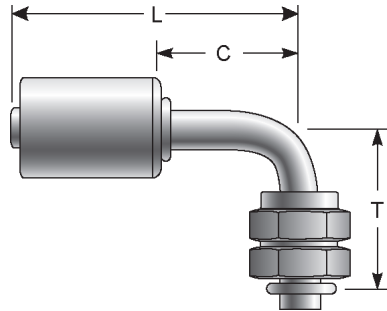
BALL VALVES

ACCESSORIES

EQUIPMENT AND PARTS

Female SAE Tube O-Ring Metric Nut Swivel - 90° Bent Tube - Aluminum

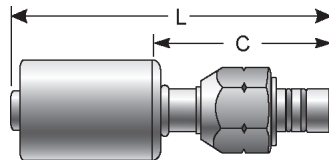
O-Ring not included. Must be ordered separately.



Descr.	Prod. No.			T	L	C	Weight (Lbs.)
		"	"	"	"	"	
6ACA-16FTOMN90	7332-00855	5/16	M16X1.5	1.12	2.75	1.50	.10
6ACA-18FTOMN90	7332-03325	5/16	M18X1.5	1.12	2.75	1.50	.15
6ACA-20FTOMN90	7332-03335	5/16	M20X1.5	1.25	2.75	1.50	.15
8ACA-20FTOMN90	7332-03345	13/32	M20X1.5	1.37	2.94	1.69	.15
10ACA-22FTOMN90	7332-00865	1/2	M22X1.5	1.63	3.13	1.88	.18
10ACA-24FTOMN90	7332-00875	1/2	M24X2.0	1.50	3.13	1.88	.20
12ACA-27FTOMN90	7332-00885	5/8	M27X2.0	1.75	3.38	2.13	.28

Female SAE Tube Dual O-Ring Metric Nut - Aluminum

O-Ring not included. Must be ordered separately.

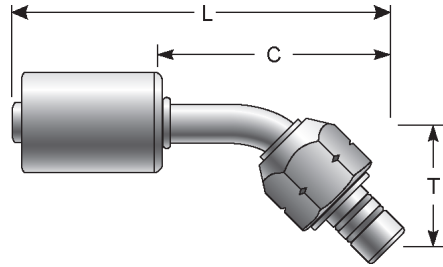


Descr.	Prod. No.			L	C	Weight (Lbs.)
		"	"	"	"	
8ACA-24FTDOMN	7332-03485	13/32	M24X2.0	3.55	2.30	.10
10ACA-24FTDOMN	7332-03495	1/2	M24X2.0	3.79	2.54	.20
12ACA-27FTDOMN	7332-03505	5/8	M27X2.0	3.96	2.71	.25

HOSE
HOSE/CPLG. SELECTION
G8K COUPLINGS
GLOBALSPIRAL COUPLINGS
PCM / PCS FERRULES
MEGACRIMP COUPLINGS
STAINLESS STEEL
POWER CRIMP COUPLINGS
LOC, GL AND GLP COUPLINGS
POLARSEAL COUPLINGS
POLARSEAL II COUPLINGS
C14 COUPLINGS
PCTS THERMOPLASTIC COUPLINGS
FIELD ATTACHABLE G1 & G2 COUPLINGS
FIELD ATTACHABLE C5 & C5E COUPLINGS
SURELOK AIR BRAKE COUPLINGS
ADAPTERS
QUICK DISCONNECT COUPLERS
LIVE SWIVEL
BALL VALVES
ACCESSORIES
EQUIPMENT AND PARTS

Female SAE Tube Dual O-Ring Metric Nut - 45° Bent Tube - Aluminum

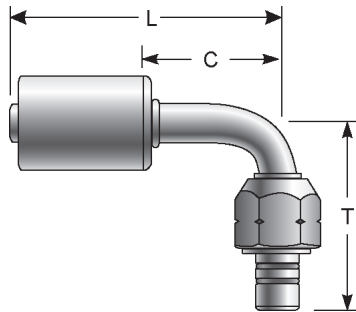
O-Ring not included. Must be ordered separately.



Descr.	Prod. No.			T	L	C	Weight (Lbs.)
		"	"	"	"	"	
8ACA-24FTDOMN45	7332-03515	13/32	M24X2.0	1.02	3.43	2.18	.15
10ACA-24FTDOMN45	7332-03525	1/2	M24X2.0	1.30	4.02	2.77	.20
12ACA-27FTDOMN45	7332-03535	5/8	M27X2.0	1.40	4.37	3.12	.30

Female SAE Tube Dual O-Ring Metric Nut - 90° Bent Tube - Aluminum

O-Ring not included. Must be ordered separately.



Descr.	Prod. No.			T	L	C	Weight (Lbs.)
		"	"	"	"	"	
8ACA-24FTDOMN90	7332-03545	13/32	M24X2.0	1.86	2.75	1.50	.20
10ACA-24FTDOMN90	7332-03555	1/2	M24X2.0	1.91	3.00	1.75	.20
12ACA-27FTDOMN90	7332-03565	5/8	M27X2.0	2.40	3.25	2.00	.25

HOSE

HOSE/CPLG. SELECTION

G8K COUPLINGS

GLOBALSPIRAL COUPLINGS

PCM / PCS FERRULES

MEGACRIMP COUPLINGS

STAINLESS STEEL

POWER CRIMP COUPLINGS

LOC. GL AND GLP COUPLINGS

POLARSEAL COUPLINGS

POLARSEAL II COUPLINGS

C14 COUPLINGS

PCTS THERMOPLASTIC COUPLINGS

FIELD ATTACHABLE G1 & G2 COUPLINGS

FIELD ATTACHABLE C5 & C5E COUPLINGS

SURELOK AIR BRAKE COUPLINGS

ADAPTERS

QUICK DISCONNECT COUPLERS

LIVE SWIVEL

BALL VALVES

ACCESSORIES

EQUIPMENT AND PARTS

HOSE

HOSE/CPLG.
SELECTION

G8K COUPLINGS

GLOBALSPIRAL
COUPLINGS

PCM / PCS
FERRULES

MEGACRIMP
COUPLINGS

STAINLESS
STEEL

POWER CRIMP
COUPLINGS

LOC, GL AND GLP
COUPLINGS

POLARSEAL
COUPLINGS

POLARSEAL II
COUPLINGS

C14 COUPLINGS

PCTS
THERMOPLASTIC
COUPLINGS

FIELD
ATTACHABLE G1
& G2 COUPLINGS

FIELD
ATTACHABLE C5
& C5E
COUPLINGS

SURELOK AIR
BRAKE
COUPLINGS

ADAPTERS

QUICK
DISCONNECT
COUPLERS

LIVE SWIVEL

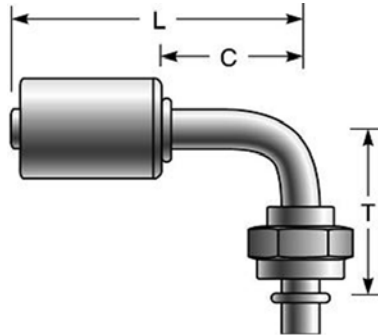
BALL VALVES

ACCESSORIES

EQUIPMENT AND
PARTS

Compressor Female SAE Tube O-Ring Nut Swivel - 90° Bent Tube - Steel

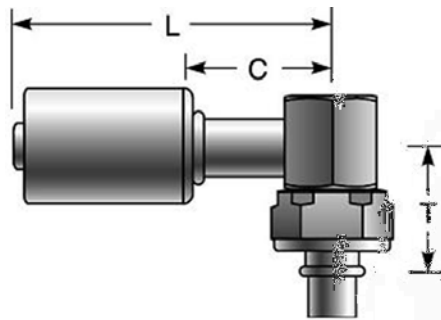
O-Ring not included. Must be ordered separately.



Descr.	Prod. No.			T	L	C	Weight (Lbs.)
		"	"	"	"	"	
6ACA-6CFON90S	7332-04465	13/32	1-14	.84	.94	2.44	.34
8ACA-10CFON90-S	7332-02335	13/32	1-14	1.50	3.01	1.42	.25
10ACA-10CFON90S	7332-04475	1/2	1-14	.84	.94	2.63	.36
12ACA-10CFON90-S	7332-02065	5/8	1-14	1.63	3.18	1.60	.26

Compressor Female SAE Tube O-Ring Nut Swivel - 90° Block - Steel

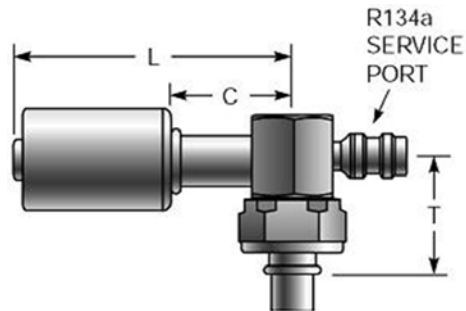
O-Ring not included. Must be ordered separately.



Descr.	Prod. No.			T	L	C	Weight (Lbs.)
		"	"	"	"	"	
8ACA-10CFON90BL-S	7332-02095	13/32	1-14	.80	3.02	1.43	.38
12ACA-10CFON90BL-S	7332-02105	5/8	1-14	.80	3.14	1.55	.40

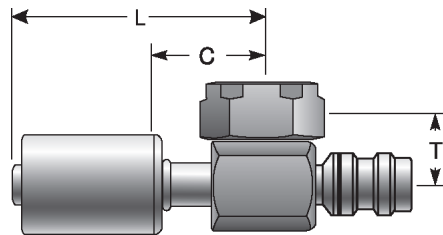
Compressor Female Tube O-Ring Nut with 134a Service Port - 90° Block - Steel

O-Ring not included. Must be ordered separately.



Descr.	Prod. No.	⊖	🌀	T	L	C	Weight (Lbs.)
		"	"	"	"	"	
8ACA-10CFTON134SP90BL-S	7332-03865	13/32	1-14	.78	2.45	1.20	.40
10ACA-10CFTON134SP90BL-S	7332-03875	1/2	1-14	.78	2.51	1.26	.40
12ACA-10CFTON134SP90BL-S	7332-02755	5/8	1-14	.78	2.67	1.42	.45

Female Rotalok (Compressor Connection) with R134a Service Port - 90° Block - Aluminum



Descr.	Prod. No.	⊖	🌀	T	L	C	Weight (Lbs.)
		"	"	"	"	"	
8ACA-R134SP-RL	7332-01215	13/32	1-14	.78	2.45	1.20	.42
10ACA-R134SP-RL	7332-01225	1/2	1-14	.78	2.51	1.26	.42

HOSE

HOSE/CPLG. SELECTION

G8K COUPLINGS

GLOBALSPIRAL COUPLINGS

PCM / PCS FERRULES

MEGACRIMP COUPLINGS

STAINLESS STEEL

POWER CRIMP COUPLINGS

LOC. GL AND GLP COUPLINGS

POLARSEAL COUPLINGS

POLARSEAL II COUPLINGS

C14 COUPLINGS

PCTS THERMOPLASTIC COUPLINGS

FIELD ATTACHABLE G1 & G2 COUPLINGS

FIELD ATTACHABLE C5 & C5E COUPLINGS

SURELOK AIR BRAKE COUPLINGS

ADAPTERS

QUICK DISCONNECT COUPLERS

LIVE SWIVEL

BALL VALVES

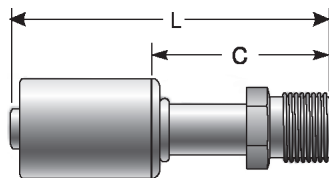
ACCESSORIES

EQUIPMENT AND PARTS

HOSE
HOSE/CPLG. SELECTION
G8K COUPLINGS
GLOBALSPIRAL COUPLINGS
PCM / PCS FERRULES
MEGACRIMP COUPLINGS
STAINLESS STEEL
POWER CRIMP COUPLINGS
LOC, GL AND GLP COUPLINGS
POLARSEAL COUPLINGS
POLARSEAL II COUPLINGS
C14 COUPLINGS
PCTS THERMOPLASTIC COUPLINGS
FIELD ATTACHABLE G1 & G2 COUPLINGS
FIELD ATTACHABLE C5 & C5E COUPLINGS
SURELOK AIR BRAKE COUPLINGS
ADAPTERS
QUICK DISCONNECT COUPLERS
LIVE SWIVEL
BALL VALVES
ACCESSORIES
EQUIPMENT AND PARTS

Male Inverted O-Ring - Aluminum

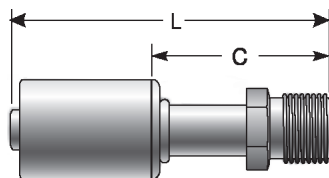
O-Ring not included. Must be ordered separately.



Descr.	Prod. No.			L	C	Weight (Lbs.)
		"	"	"	"	
6ACA-6MIO	7332-00895	5/16	5/8-18	2.94	1.69	.08
8ACA-8MIO	7332-00905	13/32	3/4-18	3.13	1.88	.12
10ACA-10MIO	7332-00915	1/2	7/8-14	3.62	2.37	.14
12ACA-12MIO	7332-00925	5/8	1 1/16-14	3.88	2.63	.20

Male Inverted O-Ring - Steel

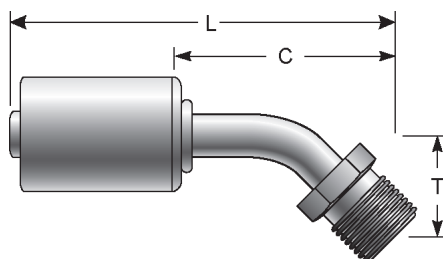
O-Ring not included. Must be ordered separately.



Descr.	Prod. No.			L	C	Weight (Lbs.)
		"	"	"	"	
6ACA-6MIO-S	7332-01885	5/16	5/8-18	2.94	1.69	.10
8ACA-8MIO-S	7332-01895	13/32	3/4-18	3.13	1.88	.16
10ACA-10MIO-S	7332-03355	1/2	7/8-14	3.62	2.37	.20

Male Inverted O-Ring - 45° Bent Tube - Aluminum

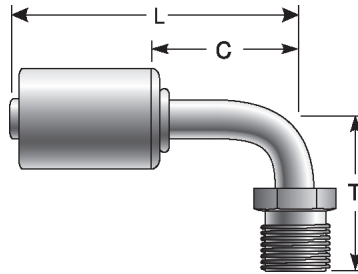
O-Ring not included. Must be ordered separately.



Descr.	Prod. No.			T	L	C	Weight (Lbs.)
		"	"	"	"	"	
6ACA-6MIO45	7332-03365	5/16	5/8-18	.75	3.03	1.78	.10
8ACA-8MIO45	7332-03375	13/32	3/4-18	1.00	3.41	2.16	.10
10ACA-10MIO45	7332-03385	1/2	7/8-14	1.25	3.97	2.72	.25

Male Inverted O-Ring - 90° Bent Tube - Aluminum

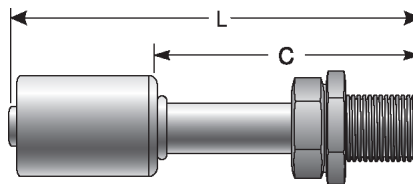
O-Ring not included. Must be ordered separately.



Descr.	Prod. No.			T	L	C	Weight (Lbs.)
		"	"	"	"	"	
6ACA-6MIO90	7332-00935	5/16	5/8-18	1.50	2.56	1.31	.08
8ACA-8MIO90	7332-00945	13/32	3/4-18	1.75	2.75	1.50	.10
10ACA-10MIO90	7332-00955	1/2	7/8-14	2.00	3.00	1.75	.14

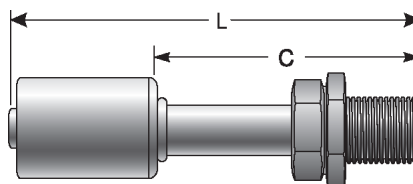
Male Inverted O-Ring Bulkhead - Aluminum

O-Ring not included. Must be ordered separately.



Descr.	Prod. No.			L	C	Weight (Lbs.)
		"	"	"	"	
6ACA-6MIOBKHD	7332-00965	5/16	5/8-18	4.00	2.75	.20
8ACA-8MIOBKHD	7332-00975	13/32	3/4-18	4.25	3.00	.22
10ACA-10MIOBKHD	7332-00985	1/2	7/8-14	4.44	3.19	.24

Male Inverted O-Ring Bulkhead - Steel



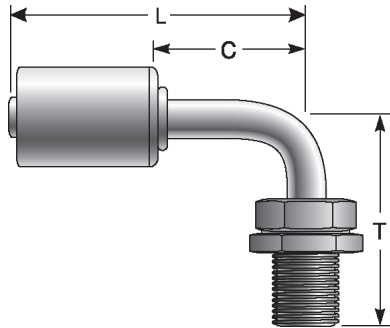
Descr.	Prod. No.			L	C	Weight (Lbs.)
		"	"	"	"	
6ACA-6MIOBKHD-S	7332-04445	5/16	5/8-18	1.82	2.36	.25
10ACA-10MIOBKHD-S	7332-04455	1/2	7/8-14	2.13	2.57	.31

HOSE
HOSE/CPLG. SELECTION
G8K COUPLINGS
GLOBALSPIRAL COUPLINGS
PCM / PCS FERRULES
MEGACRIMP COUPLINGS
STAINLESS STEEL
POWER CRIMP COUPLINGS
LOC. GL AND GLP COUPLINGS
POLARSEAL COUPLINGS
POLARSEAL II COUPLINGS
C14 COUPLINGS
PCTS THERMOPLASTIC COUPLINGS
FIELD ATTACHABLE G1 & G2 COUPLINGS
FIELD ATTACHABLE C5 & C5E COUPLINGS
SURELOK AIR BRAKE COUPLINGS
ADAPTERS
QUICK DISCONNECT COUPLERS
LIVE SWIVEL
BALL VALVES
ACCESSORIES
EQUIPMENT AND PARTS

HOSE
HOSE/CPLG. SELECTION
G8K COUPLINGS
GLOBALSPIRAL COUPLINGS
PCM / PCS FERRULES
MEGACRIMP COUPLINGS
STAINLESS STEEL
POWER CRIMP COUPLINGS
LOC, GL AND GLP COUPLINGS
POLARSEAL COUPLINGS
POLARSEAL II COUPLINGS
C14 COUPLINGS
PCTS THERMOPLASTIC COUPLINGS
FIELD ATTACHABLE G1 & G2 COUPLINGS
FIELD ATTACHABLE C5 & C5E COUPLINGS
SURELOK AIR BRAKE COUPLINGS
ADAPTERS
QUICK DISCONNECT COUPLERS
LIVE SWIVEL
BALL VALVES
ACCESSORIES
EQUIPMENT AND PARTS

Male Inverted O-Ring Bulkhead - 90° Bent Tube - Aluminum

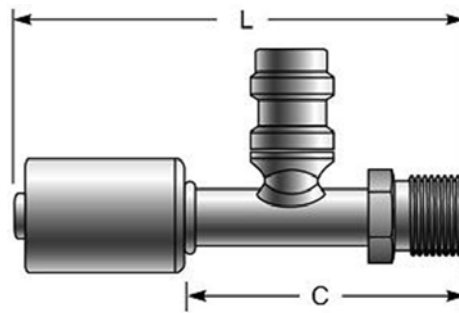
O-Ring not included. Must be ordered separately.



Descr.	Prod. No.			T	L	C	Weight (Lbs.)
		"	"	"	"	"	
6ACA-6MIOBKHD90	7332-00995	5/16	5/8-18	2.12	3.13	1.88	.20
8ACA-8MIOBKHD90	7332-01005	13/32	3/4-18	2.44	3.25	2.00	.10
10ACA-10MIOBKHD90	7332-01015	1/2	7/8-14	2.50	3.50	2.25	.26

Male Inverted O-Ring with R134a Service Port - Aluminum

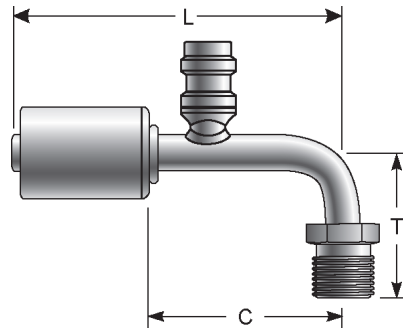
O-Ring not included. Must be ordered separately.



Descr.	Prod. No.			L	C	Weight (Lbs.)
		"	"	"	"	
6ACA-6MIO134SP	7332-03605	5/16	5/8-18	3.47	2.22	.10
8ACA-8MIO134SP	7332-03615	13/32	3/4-18	4.22	2.97	.15
10ACA-10MIO134SP	7332-03625	1/2	7/8-14	4.22	2.97	.15
12ACA-12MIO134SP	7332-03635	5/8	1 1/16-14	4.47	3.22	.25

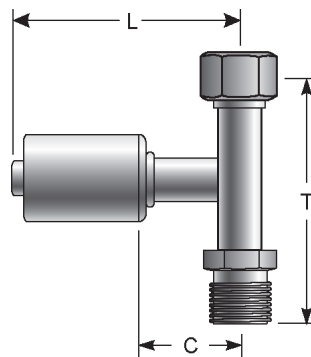
Male Inverted O-Ring with R134a Service Port - 90° Bent Tube - Aluminum

O-Ring not included. Must be ordered separately.



Descr.	Prod. No.			T	L	C	Weight (Lbs.)
		"	"	"	"	"	
6ACA-6MIO134SP90	7332-03645	5/16	5/8-18	1.50	3.59	2.34	.10
8ACA-8MIO134SP90	7332-03655	13/32	3/4-18	1.80	3.59	2.34	.15
10ACA-10MIO134SP90	7332-03665	1/2	7/8-14	2.00	3.85	2.60	.20

Universal Tee O-Ring Splicer English Threads - Aluminum

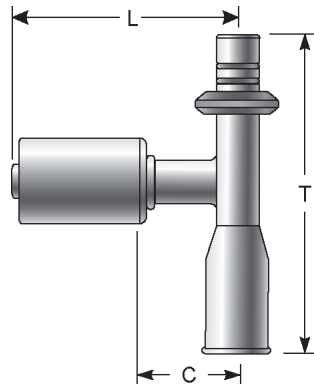


Descr.	Prod. No.			T	L	C	Weight (Lbs.)
		"	"	"	"	"	
6ACA-6TORSP	7332-03675	5/16	5/8-18	2.47	2.50	1.25	.15
6ACA-8TORSP	7332-03685	5/16	3/4-16	2.97	2.62	1.37	.20
10ACA-10TORSP	7332-03695	1/2	7/8-14	3.53	2.75	1.50	.30
10ACA-12TORSP	7332-03705	1/2	1 1/16-14	4.10	2.94	1.69	.45

HOSE
HOSE/CPLG. SELECTION
G8K COUPLINGS
GLOBALSPIRAL COUPLINGS
PCM / PCS FERRULES
MEGACRIMP COUPLINGS
STAINLESS STEEL
POWER CRIMP COUPLINGS
LOC. GL AND GLP COUPLINGS
POLARSEAL COUPLINGS
POLARSEAL II COUPLINGS
C14 COUPLINGS
PCTS THERMOPLASTIC COUPLINGS
FIELD ATTACHABLE G1 & G2 COUPLINGS
FIELD ATTACHABLE C5 & C5E COUPLINGS
SURELOK AIR BRAKE COUPLINGS
ADAPTERS
QUICK DISCONNECT COUPLERS
LIVE SWIVEL
BALL VALVES
ACCESSORIES
EQUIPMENT AND PARTS

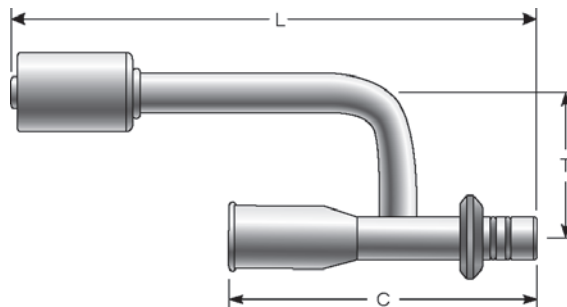
HOSE
HOSE/CPLG. SELECTION
G8K COUPLINGS
GLOBALSPIRAL COUPLINGS
PCM / PCS FERRULES
MEGACRIMP COUPLINGS
STAINLESS STEEL
POWER CRIMP COUPLINGS
LOC, GL AND GLP COUPLINGS
POLARSEAL COUPLINGS
POLARSEAL II COUPLINGS
C14 COUPLINGS
PCTS THERMOPLASTIC COUPLINGS
FIELD ATTACHABLE G1 & G2 COUPLINGS
FIELD ATTACHABLE C5 & C5E COUPLINGS
SURELOK AIR BRAKE COUPLINGS
ADAPTERS
QUICK DISCONNECT COUPLERS
LIVE SWIVEL
BALL VALVES
ACCESSORIES
EQUIPMENT AND PARTS

Female (Ford) Spring Lock Tee O-Ring Splicer - Aluminum



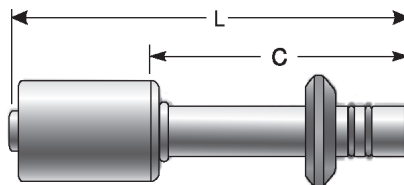
Descr.	Prod. No.	⊖	T	L	C	Weight (Lbs.)
		"	"	"	"	
6ACA-8FSLTORSP	7332-03735	5/16	1.72	5.13	3.88	.10
10ACA-12FSLTORSP	7332-03775	1/2	1.97	5.62	4.37	.20

Female (Ford) Spring Lock Liquid Line Splicer - Aluminum



Descr.	Prod. No.	⊖	T	L	C	Weight (Lbs.)
		"	"	"	"	
6ACA-8FSLSP	7332-03715	5/16	1.75	5.13	3.88	.15

Male (Ford) Spring Lock - Aluminum

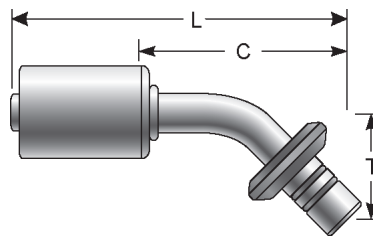


Descr.	Prod. No.	⊖	L	C	Weight (Lbs.)
		"	"	"	
6ACA-6MSL	7332-01055	5/16	3.81	2.56	.22
6ACA-8MSL	7332-01575	5/16	3.88	2.63	.10

Male (Ford) Spring Lock - Aluminum - Continued

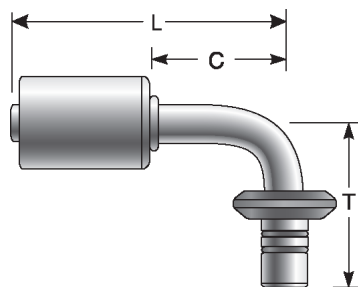
Descr.	Prod. No.		L	C	Weight (Lbs.)
		"	"	"	
8ACA-8MSL	7332-01065	13/32	3.88	2.63	.55
10ACA-10MSL	7332-01075	1/2	4.00	2.75	.12
12ACA-10MSL	7332-01585	5/8	4.00	2.75	.14
12ACA-12MSL	7332-01085	5/8	4.25	3.00	.16

Male (Ford) Spring Lock - 45° Bent Tube - Aluminum



Descr.	Prod. No.		T	L	C	Weight (Lbs.)
		"	"	"	"	
6ACA-6MSL45	7332-03725	5/16	1.25	3.97	2.72	.20
6ACA-8MSL45	7332-03745	5/16	1.31	4.09	2.84	.10
8ACA-8MSL45	7332-03755	13/32	1.31	4.09	2.84	.10
10ACA-10MSL45	7332-03765	1/2	1.63	4.48	3.23	.15
12ACA-10MSL45	7332-03785	5/8	1.63	4.48	3.23	.15
12ACA-12MSL45	7332-03795	5/8	1.75	4.72	3.47	.20

Male (Ford) Spring Lock - 90° Bent Tube - Aluminum

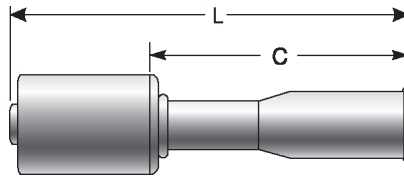


Descr.	Prod. No.		T	L	C	Weight (Lbs.)
		"	"	"	"	
6ACA-6MSL90	7332-02135	5/16	2.19	2.88	1.63	.08
6ACA-8MSL90	7332-02185	5/16	2.38	3.12	1.88	.12
8ACA-8MSL90	7332-02145	13/32	2.38	2.94	1.69	.12
10ACA-10MSL90	7332-02155	1/2	2.50	1.95	1.89	.15
12ACA-10MSL90	7332-02175	5/8	2.50	3.13	1.89	.16
12ACA-12MSL90	7332-02165	5/8	2.38	3.69	2.44	.18

HOSE
HOSE/CPLG. SELECTION
G8K COUPLINGS
GLOBALSPIRAL COUPLINGS
PCM / PCS FERRULES
MEGACRIMP COUPLINGS
STAINLESS STEEL
POWER CRIMP COUPLINGS
LOC. GL AND GLP COUPLINGS
POLARSEAL COUPLINGS
POLARSEAL II COUPLINGS
C14 COUPLINGS
PCTS THERMOPLASTIC COUPLINGS
FIELD ATTACHABLE G1 & G2 COUPLINGS
FIELD ATTACHABLE C5 & C5E COUPLINGS
SURELOK AIR BRAKE COUPLINGS
ADAPTERS
QUICK DISCONNECT COUPLERS
LIVE SWIVEL
BALL VALVES
ACCESSORIES
EQUIPMENT AND PARTS

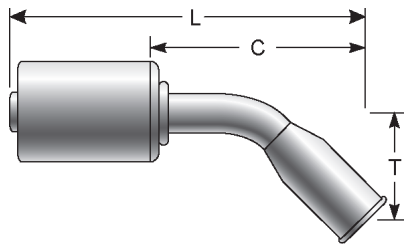
HOSE
HOSE/CPLG. SELECTION
G8K COUPLINGS
GLOBALSPIRAL COUPLINGS
PCM / PCS FERRULES
MEGACRIMP COUPLINGS
STAINLESS STEEL
POWER CRIMP COUPLINGS
LOC, GL AND GLP COUPLINGS
POLARSEAL COUPLINGS
POLARSEAL II COUPLINGS
C14 COUPLINGS
PCTS THERMOPLASTIC COUPLINGS
FIELD ATTACHABLE G1 & G2 COUPLINGS
FIELD ATTACHABLE C5 & C5E COUPLINGS
SURELOK AIR BRAKE COUPLINGS
ADAPTERS
QUICK DISCONNECT COUPLERS
LIVE SWIVEL
BALL VALVES
ACCESSORIES
EQUIPMENT AND PARTS

Female (Ford) Spring Lock - Aluminum



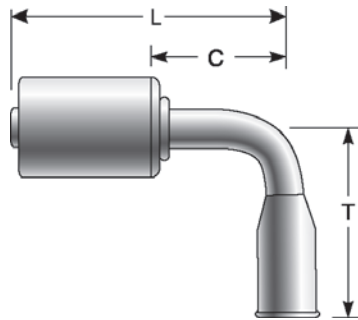
Descr.	Prod. No.	⊖	L	C	Weight (Lbs.)
		"	"	"	
6ACA-6FSL	7332-01095	5/16	3.81	2.56	.04
6ACA-8FSL	7332-01595	5/16	3.85	2.59	.06
8ACA-8FSL	7332-01105	13/32	3.88	2.63	.57
10ACA-10FSL	7332-01115	1/2	4.13	2.88	.08
12ACA-10FSL	7332-01605	5/8	4.28	3.10	.10
12ACA-12FSL	7332-01125	5/8	4.25	3.00	.02

Female (Ford) Spring Lock - 45° Bent Tube - Aluminum



Descr.	Prod. No.	⊖	T	L	C	Weight (Lbs.)
		"	"	"	"	
6ACA-6FSL45	7332-03805	5/16	1.31	4.03	2.78	.05
6ACA-8FSL45	7332-03815	5/16	1.37	4.15	2.90	.05
8ACA-8FSL45	7332-03825	13/32	1.37	4.15	2.90	.15
10ACA-10FSL45	7332-03835	1/2	1.69	4.54	3.29	.10
12ACA-10FSL45	7332-03845	5/8	1.75	4.60	3.35	.15
12ACA-12FSL45	7332-03855	5/8	1.75	4.72	3.47	.15

Female (Ford) Spring Lock - 90° Bent Tube - Aluminum



Descr.	Prod. No.	⊖	T	L	C	Weight (Lbs.)
		"	"	"	"	
6ACA-6FSL90	7332-02195	5/16	2.19	2.88	1.63	.06
6ACA-8FSL90	7332-02245	5/16	2.38	3.12	1.88	.10
8ACA-8FSL90	7332-02205	13/32	2.38	2.94	1.69	.08
10ACA-10FSL90	7332-02215	1/2	2.50	3.13	1.89	.12
12ACA-10FSL90	7332-02235	5/8	2.50	3.13	1.89	.12
12ACA-12FSL90	7332-02225	5/8	3.20	3.69	2.44	.12

Inline Orifice Tube


Description: The orifice tube is found on an accumulator air conditioning system. It is the dividing point between high and low pressure sides of the refrigeration system. The orifice tube filters and restricts high-pressure refrigerant in the liquid line and meters refrigerant flow as a low-pressure liquid. It is located in the refrigerant line between the condenser outlet and the evaporator inlet. The tube should be replaced any time the air conditioning system is opened for service.



Descr.	Prod. No.	⊖	L		Weight (Lbs.)
		"	"	mm	
IOT-BLACK	7332-02815	.072	3.50	88.9	.01
IOT-BLUE	7332-02785	.072	3.50	88.9	.01
IOT-ORANGE	7332-02795	.057	3.50	88.9	.01
IOT-RED	7332-02805	.062	3.50	88.9	.01
IOT-WHITE	7332-02775	.072	3.50	88.9	.01

HOSE
HOSE/CPLG. SELECTION
G8K COUPLINGS
GLOBALSPIRAL COUPLINGS
PCM / PCS FERRULES
MEGACRIMP COUPLINGS
STAINLESS STEEL
POWER CRIMP COUPLINGS
LOC. GL AND GLP COUPLINGS
POLARSEAL COUPLINGS
POLARSEAL II COUPLINGS
C14 COUPLINGS
PCTS THERMOPLASTIC COUPLINGS
FIELD ATTACHABLE G1 & G2 COUPLINGS
FIELD ATTACHABLE C5 & C5E COUPLINGS
SURELOK AIR BRAKE COUPLINGS
ADAPTERS
QUICK DISCONNECT COUPLERS
LIVE SWIVEL
BALL VALVES
ACCESSORIES
EQUIPMENT AND PARTS

O-Rings for PolarSeal® Couplings




Descr.	Prod. No.	Inside Diameter	W Wall Thickness	Weight (Lbs.)
		"	"	
6ACOR	7332-01235	.30	.07	.01
8ACOR	7332-01245	.43	.07	.06
10ACOR	7332-01255	.55	.07	.06
12ACOR	7332-01265	.68	.07	.05

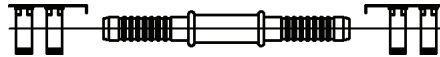
HOSE
HOSE/CPLG. SELECTION
G8K COUPLINGS
GLOBALSPIRAL COUPLINGS
PCM / PCS FERRULES
MEGACRIMP COUPLINGS
STAINLESS STEEL
POWER CRIMP COUPLINGS
LOC, GL AND GLP COUPLINGS
POLARSEAL COUPLINGS
POLARSEAL II COUPLINGS
C14 COUPLINGS
PCTS THERMOPLASTIC COUPLINGS
FIELD ATTACHABLE G1 & G2 COUPLINGS
FIELD ATTACHABLE C5 & C5E COUPLINGS
SURELOK AIR BRAKE COUPLINGS
ADAPTERS
QUICK DISCONNECT COUPLERS
LIVE SWIVEL
BALL VALVES
ACCESSORIES
EQUIPMENT AND PARTS



Weld On Hose End



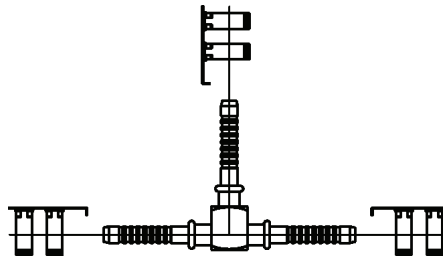
Descr.	Prod. No.		Weight (Lbs.)
		"	
6ACC-6FBO	7332-51165	5/16	.03
8ACC-8FBO	7332-51175	13/32	.05
10ACC-10FBO	7332-51185	1/2	.07
12ACC-10FBO	7332-51345	5/8	.07
12ACC-12FBO	7332-51195	5/8	.08



Splicer



Descr.	Prod. No.			Weight (Lbs.)
		"	"	
6ACC-6HLE	7332-50915	5/16	6	.06
8ACC-8HLE	7332-50925	13/32	8	.09
10ACC-10HLE	7332-50935	1/2	10	.12
12ACC-12HLE	7332-50945	5/8	12	.14

T Splicer

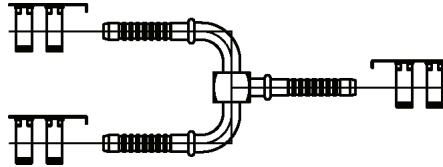


Descr.	Prod. No.			Weight (Lbs.)
		"	"	
6ACC-6HLET	7332-51085	5/16	6	.16
8ACC-8HLET	7332-51095	13/32	8	.32
10ACC-10HLET	7332-51105	1/2	10	.35
12ACC-12HLET	7332-51115	5/8	12	.38
16ACC-16HLET	7332-51125	7/8	16	.87

HOSE
HOSE/CPLG. SELECTION
G8K COUPLINGS
GLOBALSPIRAL COUPLINGS
PCM / PCS FERRULES
MEGACRIMP COUPLINGS
STAINLESS STEEL
POWER CRIMP COUPLINGS
LOC. GL AND GLP COUPLINGS
POLARSEAL COUPLINGS
POLARSEAL II COUPLINGS
C14 COUPLINGS
PCTS THERMOPLASTIC COUPLINGS
FIELD ATTACHABLE G1 & G2 COUPLINGS
FIELD ATTACHABLE C5 & C5E COUPLINGS
SURELOK AIR BRAKE COUPLINGS
ADAPTERS
QUICK DISCONNECT COUPLERS
LIVE SWIVEL
BALL VALVES
ACCESSORIES
EQUIPMENT AND PARTS

HOSE
HOSE/CPLG. SELECTION
G8K COUPLINGS
GLOBALSPIRAL COUPLINGS
PCM / PCS FERRULES
MEGACRIMP COUPLINGS
STAINLESS STEEL
POWER CRIMP COUPLINGS
LOC, GL AND GLP COUPLINGS
POLARSEAL COUPLINGS
POLARSEAL II COUPLINGS
C14 COUPLINGS
PCTS THERMOPLASTIC COUPLINGS
FIELD ATTACHABLE G1 & G2 COUPLINGS
FIELD ATTACHABLE C5 & C5E COUPLINGS
SURELOK AIR BRAKE COUPLINGS
ADAPTERS
QUICK DISCONNECT COUPLERS
LIVE SWIVEL
BALL VALVES
ACCESSORIES
EQUIPMENT AND PARTS

Y Splicer



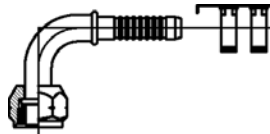
Descr.	Prod. No.			Weight (Lbs.)
		"	"	
8ACC-8HLEY	7332-51135	13/32	8	.39
10ACC-10HLEY	7332-51145	1/2	10	.45
12ACC-12HLEY	7332-51155	5/8	12	.47

Male Flareless Assembly



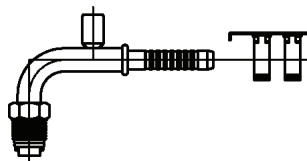
Descr.	Prod. No.	Weight (Lbs.)
6ACC-6MFA	7332-51355	.15
8ACC-8MFA	7332-51365	.18
10ACC-10MFA	7332-51375	.25
12ACC-12MFA	7332-51385	.35

Male Flareless Assembly - 90° Bent Tube



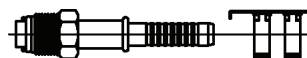
Descr.	Prod. No.	Weight (Lbs.)
6ACC-6MFA90	7332-51395	.20
8ACC-8MFA90	7332-51405	.30
10ACC-10MFA90	7332-51415	.40
12ACC-12MFA90	7332-51425	.50

Male O-Ring (MOR) with Switch or Service Port - 90° Bent Tube



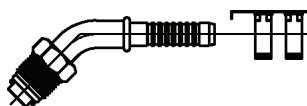
Descr.	Prod. No.			Weight (Lbs.)
		"	"	
8ACC-8MTON90134SWPH	7332-50695	13/32	3/4-16	.25

Male O-Ring (MOR)



Descr.	Prod. No.			Weight (Lbs.)
		"	"	
6ACC-6MTON	7332-50525	5/16	5/8-18	.08
8ACC-6MTON	7332-50585	13/32	5/8-18	.08
8ACC-8MTON	7332-50535	13/32	3/4-16	.13
10ACC-10MTON	7332-50545	1/2	7/8-14	.16
12ACC-10MTON	7332-50595	5/8	7/8-14	.16
12ACC-12MTON	7332-50565	5/8	1 1/16-14	.21
16ACC-10MTON	7332-50555	7/8	7/8-14	.34
16ACC-12MTON	7332-50575	7/8	1 1/16-14	.39

Male O-Ring (MOR) - 45° Bent Tube

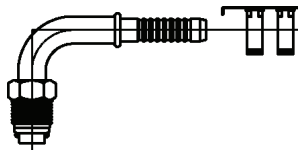


Descr.	Prod. No.			Weight (Lbs.)
		"	"	
6ACC-6MTON45	7332-50605	5/16	5/8-18	.09
12ACC-10MTON45	7332-50615	5/8	7/8-14	.20

- HOSE
- HOSE/CPLG. SELECTION
- G8K COUPLINGS
- GLOBALSPIRAL COUPLINGS
- PCM / PCS FERRULES
- MEGACRIMP COUPLINGS
- STAINLESS STEEL
- POWER CRIMP COUPLINGS
- LOC. GL AND GLP COUPLINGS
- POLARSEAL COUPLINGS
- POLARSEAL II COUPLINGS**
- C14 COUPLINGS
- PCTS THERMOPLASTIC COUPLINGS
- FIELD ATTACHABLE G1 & G2 COUPLINGS
- FIELD ATTACHABLE C5 & C5E COUPLINGS
- SURELOK AIR BRAKE COUPLINGS
- ADAPTERS
- QUICK DISCONNECT COUPLERS
- LIVE SWIVEL
- BALL VALVES
- ACCESSORIES
- EQUIPMENT AND PARTS

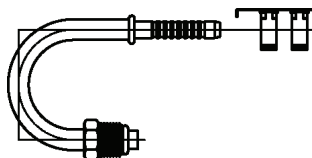
HOSE
HOSE/CPLG. SELECTION
G8K COUPLINGS
GLOBALSPIRAL COUPLINGS
PCM / PCS FERRULES
MEGACRIMP COUPLINGS
STAINLESS STEEL
POWER CRIMP COUPLINGS
LOC, GL AND GLP COUPLINGS
POLARSEAL COUPLINGS
POLARSEAL II COUPLINGS
C14 COUPLINGS
PCTS THERMOPLASTIC COUPLINGS
FIELD ATTACHABLE G1 & G2 COUPLINGS
FIELD ATTACHABLE C5 & C5E COUPLINGS
SURELOK AIR BRAKE COUPLINGS
ADAPTERS
QUICK DISCONNECT COUPLERS
LIVE SWIVEL
BALL VALVES
ACCESSORIES
EQUIPMENT AND PARTS

Male O-Ring (MOR) - 90° Bent Tube



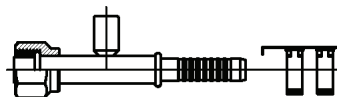
Descr.	Prod. No.			Weight (Lbs.)
		"	"	
6ACC-6MTON90	7332-50625	5/16	5/8-18	.09
8ACC-6MTON90	7332-50665	13/32	5/8-18	.09
8ACC-8MTON90	7332-50635	13/32	3/4-16	.14
10ACC-8MTON90	7332-50675	1/2	3/4-16	.16
10ACC-10MTON90	7332-50645	1/2	7/8-14	.19
12ACC-10MTON90	7332-50685	5/8	7/8-14	.40
12ACC-12MTON90	7332-50655	5/8	1 1/16-14	.26

Male O-Ring (MOR) - 180° Bent Tube



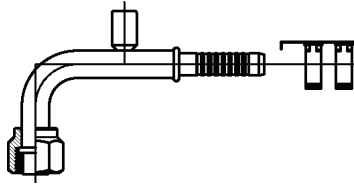
Descr.	Prod. No.			Weight (Lbs.)
		"	"	
6ACC-6MTON180	7332-50895	5/16	5/8-18	.12
10ACC-10MTON180	7332-50905	5/8	7/8-14	.32

Straight Female O-Ring (FOR) with Switch or Service Port



Descr.	Prod. No.			Weight (Lbs.)
		"	"	
8ACC-8FTON134SPH	7332-50135	13/32	3/4-16	.22
8ACC-8FTONSWP	7332-50125	13/32	3/4-16	.17
10ACC-8FTON134SPH	7332-50195	1/2	3/4-16	.23
10ACC-10FTON134SPL	7332-50145	1/2	7/8-14	.27
12ACC-10FTON134SPL	7332-50205	5/8	7/8-14	.28
12ACC-10FTONMSWP	7332-50215	5/8	7/8-14	.27
12ACC-12FTON134SPL	7332-50175	5/8	1 1/16-14	.37
12ACC-12FTONMSWP	7332-50185	5/8	1 1/16-14	.36
12ACC-12FTONSWP	7332-50165	5/8	1 1/16-14	.35
16ACC-10FTON134SPL	7332-50155	7/8	7/8-14	.44

Female O-Ring (FOR) with Switch or Service Port - 90° Bent Tube



Descr.	Prod. No.			Weight (Lbs.)
		"	"	
6ACC-8FTON134SPH90	7332-50505	5/16	3/4-16	.20
8ACC-8FTON134SPH90	7332-50415	13/32	3/4-16	.26
8ACC-8FTONSWP90	7332-50405	13/32	3/4-16	.21
10ACC-8FTON134SPH90	7332-50485	1/2	3/4-16	.27
10ACC-8FTONSWP90	7332-50475	1/2	3/4-16	.22
10ACC-10FTON134SPH90	7332-50445	1/2	7/8-14	.35
10ACC-10FTON134SPL90	7332-50425	1/2	7/8-14	.33
10ACC-10FTONMNSWP90	7332-50435	1/2	7/8-14	.32
12ACC-10FTON134SPL90	7332-50515	5/8	7/8-14	.34
12ACC-10FTONMNSWP90	7332-50495	5/8	7/8-14	.34
12ACC-12FTONMNSWP90	7332-50465	5/8	1 1/16-14	.42
12ACC-12FTONSWP90	7332-50455	5/8	1 1/16-14	.40

Straight Female O-Ring

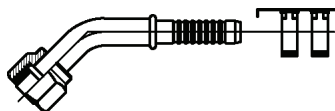


Descr.	Prod. No.			Weight (Lbs.)
		"	"	
6ACC-6FTON	7332-50015	5/16	5/8-18	.09
6ACC-8FTON	7332-50105	5/16	3/4-16	.11
8ACC-6FTON	7332-50075	13/32	5/8-18	.09
8ACC-8FTON	7332-50025	13/32	3/4-16	.14
8ACC-10FTON	7332-50115	13/32	7/8-14	.19
10ACC-8FTON	7332-50085	1/2	3/4-16	.15
10ACC-10FTON	7332-50035	1/2	7/8-14	.21
12ACC-10FTON	7332-50095	5/8	7/8-14	.22
12ACC-12FTON	7332-50055	5/8	1 1/16-14	.33
16ACC-10FTON	7332-50045	7/8	7/8-14	.38
16ACC-12FTON	7332-50065	7/8	1 1/16-14	.46

- HOSE
- HOSE/CPLG. SELECTION
- G8K COUPLINGS
- GLOBAL SPIRAL COUPLINGS
- PCM / PCS FERRULES
- MEGACRIMP COUPLINGS
- STAINLESS STEEL
- POWER CRIMP COUPLINGS
- LOC. GL AND GLP COUPLINGS
- POLARSEAL COUPLINGS
- POLARSEAL II COUPLINGS**
- C14 COUPLINGS
- PCTS THERMOPLASTIC COUPLINGS
- FIELD ATTACHABLE G1 & G2 COUPLINGS
- FIELD ATTACHABLE C5 & C5E COUPLINGS
- SURELOK AIR BRAKE COUPLINGS
- ADAPTERS
- QUICK DISCONNECT COUPLERS
- LIVE SWIVEL
- BALL VALVES
- ACCESSORIES
- EQUIPMENT AND PARTS

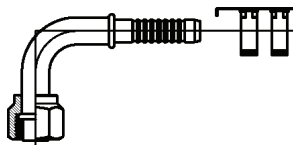
HOSE
HOSE/CPLG. SELECTION
G8K COUPLINGS
GLOBALSPIRAL COUPLINGS
PCM / PCS FERRULES
MEGACRIMP COUPLINGS
STAINLESS STEEL
POWER CRIMP COUPLINGS
LOC. GL AND GLP COUPLINGS
POLARSEAL COUPLINGS
POLARSEAL II COUPLINGS
C14 COUPLINGS
PCTS THERMOPLASTIC COUPLINGS
FIELD ATTACHABLE G1 & G2 COUPLINGS
FIELD ATTACHABLE C5 & C5E COUPLINGS
SURELOK AIR BRAKE COUPLINGS
ADAPTERS
QUICK DISCONNECT COUPLERS
LIVE SWIVEL
BALL VALVES
ACCESSORIES
EQUIPMENT AND PARTS

Female O-Ring (FOR) - 45° Bent Tube



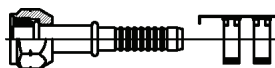
Descr.	Prod. No.			Weight (Lbs.)
		"	"	
6ACC-6FTON45	7332-50225	5/16	5/8-18	.09
8ACC-8FTON45	7332-50235	13/32	3/4-16	.15
10ACC-8FTON45	7332-50275	1/2	3/4-16	.16
10ACC-10FTON45	7332-50245	1/2	7/8-14	.23
12ACC-10FTON45	7332-50285	5/8	7/8-14	.24
12ACC-12FTON45	7332-50255	5/8	1 1/16-14	.33
16ACC-12FTON45	7332-50265	7/8	1 1/16-14	.49

Female O-Ring (FOR) - 90° Bent Tube



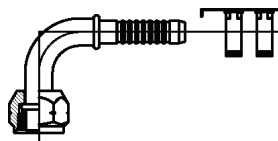
Descr.	Prod. No.			Weight (Lbs.)
		"	"	
6ACC-6FTON90	7332-50295	5/16	5/8-18	.10
6ACC-8FTON90	7332-50385	5/16	3/4-16	.13
8ACC-6FTON90	7332-50355	13/32	5/8-18	.10
8ACC-8FTON90	7332-50305	13/32	3/4-16	.17
8ACC-10FTON90	7332-50395	13/32	7/8-14	.23
10ACC-8FTON90	7332-50365	1/2	3/4-16	.18
10ACC-10FTON90	7332-50315	1/2	7/8-14	.26
12ACC-10FTON90	7332-50375	5/8	7/8-14	.28
12ACC-12FTON90	7332-50335	5/8	1 1/16-14	.36
16ACC-10FTON90	7332-50325	7/8	7/8-14	.45
16ACC-12FTON90	7332-50345	7/8	1 1/16-14	.54

Metric Female O-Ring (FOR)



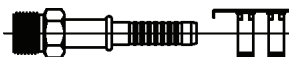
Descr.	Prod. No.			Weight (Lbs.)
		"	"	
8ACC-20FTOMN	7332-51215	13/32	M20X1.5	.14
10ACC-27FTOMN	7332-51225	1/2	M27X2.0	.25

Metric Female O-Ring (FOR) - 90° Bent Tube



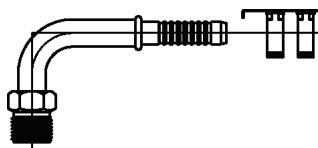
Descr.	Prod. No.			Weight (Lbs.)
		"	"	
6ACC-18FTOMN90	7332-51235	5/16	M18X1.5	.11
8ACC-20FTOMN90	7332-51245	13/32	M20X1.5	.17
12ACC-27FTOMN90	7332-51255	5/8	M27X2.0	.31

Male Insert O-Ring (MIO)



Descr.	Prod. No.			Weight (Lbs.)
		"	"	
6ACC-6MIO	7332-50795	5/16	5/8-18	.07
8ACC-6MIO	7332-50815	13/32	5/8-18	.09
8ACC-8MIO	7332-50805	13/32	3/4-16	.12
12ACC-10MIO	7332-50825	5/8	7/8-14	.17

Male Insert O-Ring (MIO) - 90° Bent Tube

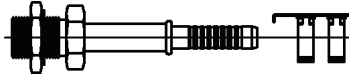


Descr.	Prod. No.			Weight (Lbs.)
		"	"	
6ACC-6MIO90	7332-50835	5/16	5/8-18	.09
8ACC-6MIO90	7332-50865	13/32	5/8-18	.12
8ACC-8MIO90	7332-50845	13/32	3/4-16	.15
10ACC-8MIO90	7332-50875	1/2	3/4-16	.18
10ACC-10MIO90	7332-50855	1/2	7/8-14	.22
12ACC-10MIO90	7332-50885	5/8	7/8-14	.23

HOSE
HOSE/CPLG. SELECTION
G8K COUPLINGS
GLOBALSPIRAL COUPLINGS
PCM / PCS FERRULES
MEGACRIMP COUPLINGS
STAINLESS STEEL
POWER CRIMP COUPLINGS
LOC. GL AND GLP COUPLINGS
POLARSEAL COUPLINGS
POLARSEAL II COUPLINGS
C14 COUPLINGS
PCTS THERMOPLASTIC COUPLINGS
FIELD ATTACHABLE G1 & G2 COUPLINGS
FIELD ATTACHABLE C5 & C5E COUPLINGS
SURELOK AIR BRAKE COUPLINGS
ADAPTERS
QUICK DISCONNECT COUPLERS
LIVE SWIVEL
BALL VALVES
ACCESSORIES
EQUIPMENT AND PARTS

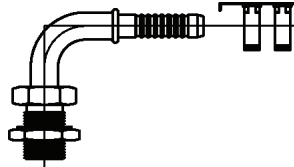
HOSE
HOSE/CPLG. SELECTION
G8K COUPLINGS
GLOBALSPIRAL COUPLINGS
PCM / PCS FERRULES
MEGACRIMP COUPLINGS
STAINLESS STEEL
POWER CRIMP COUPLINGS
LOC, GL AND GLP COUPLINGS
POLARSEAL COUPLINGS
POLARSEAL II COUPLINGS
C14 COUPLINGS
PCTS THERMOPLASTIC COUPLINGS
FIELD ATTACHABLE G1 & G2 COUPLINGS
FIELD ATTACHABLE C5 & C5E COUPLINGS
SURELOK AIR BRAKE COUPLINGS
ADAPTERS
QUICK DISCONNECT COUPLERS
LIVE SWIVEL
BALL VALVES
ACCESSORIES
EQUIPMENT AND PARTS

Male Insert O-Ring (MIO) Bulkhead



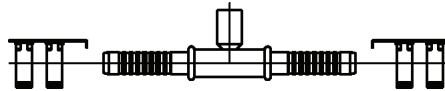
Descr.	Prod. No.			Weight (Lbs.)
		"	"	
6ACC-6MIOBKHD	7332-50705	5/16	5/8-18	.19
8ACC-8MIOBKHD	7332-50715	13/32	3/4-16	.24
10ACC-10MIOBKHD	7332-50725	1/2	7/8-14	.29
12ACC-10MIOBKHD	7332-50745	5/8	7/8-14	.30
16ACC-12MIOBKHD	7332-50735	7/8	1 1/16-14	.56

Male Insert O-Ring (MIO) Bulkhead - 90° Bent Tube



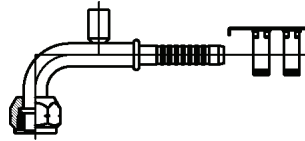
Descr.	Prod. No.			Weight (Lbs.)
		"	"	
6ACC-6MIOBKHD90	7332-50755	5/16	5/8-18	.21
8ACC-8MIOBKHD90	7332-50765	13/32	3/4-16	.28
10ACC-10MIOBKHD90	7332-50775	1/2	7/8-14	.34
12ACC-10MIOBKHD90	7332-50785	5/8	7/8-14	.36

Splicer with Switch or Service Port



Descr.	Prod. No.			Weight (Lbs.)
		"	"	
6ACC-6HLE134SPH	7332-50965	5/16	6	.13
6ACC-6HLESWP	7332-50955	5/16	6	.08
8ACC-8HLE134SPH	7332-50985	13/32	8	.17
8ACC-8HLEMSWP	7332-50995	13/32	8	.13
8ACC-8HLESWP	7332-50975	13/32	8	.12
10ACC-10HLE134SPH	7332-51035	1/2	10	.19
10ACC-10HLE134SPL	7332-51015	1/2	10	.18
10ACC-10HLEMSWP	7332-51025	1/2	10	.16
10ACC-10HLESWP	7332-51005	1/2	10	.15
12ACC-12HLE134SPL	7332-51055	5/8	12	.19
12ACC-12HLEMSWP	7332-51065	5/8	12	.18
12ACC-12HLESWP	7332-51045	5/8	12	.17
16ACC-16HLE134SPL	7332-51075	7/8	16	.52

Metric Female O-Ring (FOR) with Switch or Service Port - 90° Bent Tube



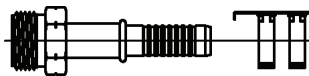
Descr.	Prod. No.			Weight (Lbs.)
		"	"	
6ACC-10FTOMN90134SPH	7332-51265	5/16	M10X1.5	.21
10ACC-24FTOMN90SPL	7332-51275	1/2	M24X2.0	.29

Metric Male Insert O-Ring (MIO)



Descr.	Prod. No.			Weight (Lbs.)
		"	"	
10ACC-20MIOM	7332-51285	1/2	M20X1.5	.22

Clamp Assemblies




Descr.	Prod. No.		Weight (Lbs.)
		"	
6CLAMP	7332-51295	5/16	.07
8CLAMP	7332-51305	13/32	.08
10CLAMP	7332-51315	1/2	.08
12CLAMP	7332-51325	5/8	.10
16CLAMP	7332-51335	7/8	.04

- HOSE
- HOSE/CPLG. SELECTION
- G8K COUPLINGS
- GLOBALSPIRAL COUPLINGS
- PCM / PCS FERRULES
- MEGACRIMP COUPLINGS
- STAINLESS STEEL
- POWER CRIMP COUPLINGS
- LOC. GL AND GLP COUPLINGS
- POLARSEAL COUPLINGS
- POLARSEAL II COUPLINGS**
- C14 COUPLINGS
- PCTS THERMOPLASTIC COUPLINGS
- FIELD ATTACHABLE G1 & G2 COUPLINGS
- FIELD ATTACHABLE C5 & C5E COUPLINGS
- SURELOK AIR BRAKE COUPLINGS
- ADAPTERS
- QUICK DISCONNECT COUPLERS
- LIVE SWIVEL
- BALL VALVES
- ACCESSORIES
- EQUIPMENT AND PARTS


C14 Couplings

Male Pipe (NPTF - 30° Cone Seat) - Stainless Steel



Descr.	Prod. No.	⌀		H1	L		C		Weight (Lbs.)	
		"	mm		"	mm	"	mm		
4C14-2MP-SS	7753-00085	3/16	4.8	1/8-27	7/16	1.26	32.0	.81	20.6	.03
4C14-4MP-SS	7753-00015	3/16	4.8	1/4-18	9/16	1.47	37.3	1.02	25.9	.06
5C14-4MP-SS	7753-00025	1/4	6.4	1/4-18	9/16	1.47	37.3	1.02	25.9	.06
6C14-4MP-SS	7753-00095	5/16	7.9	1/4-18	9/16	1.60	40.7	1.05	26.7	.07
6C14-6MP-SS	7753-00035	5/16	7.9	3/8-18	11/16	1.63	41.4	1.08	27.4	.09
8C14-6MP-SS	7753-00105	13/32	10.3	3/8-18	11/16	1.68	42.7	1.07	27.2	.09
8C14-8MP-SS	7753-00045	13/32	10.3	1/2-14	7/8	1.93	49.0	1.32	33.5	.16
10C14-8MP-SS	7753-00055	1/2	12.7	1/2-14	7/8	2.05	52.1	1.35	34.3	.18
12C14-12MP-SS	7753-00065	5/8	15.9	3/4-14	1 1/16	2.21	56.1	1.44	36.6	.25
16C14-16MP-SS	7753-00075	7/8	22.2	1-11 1/2	1 3/8	2.56	65.0	1.65	41.9	.42

Male Pipe (NPTF - 30° Cone Seat) - Brass

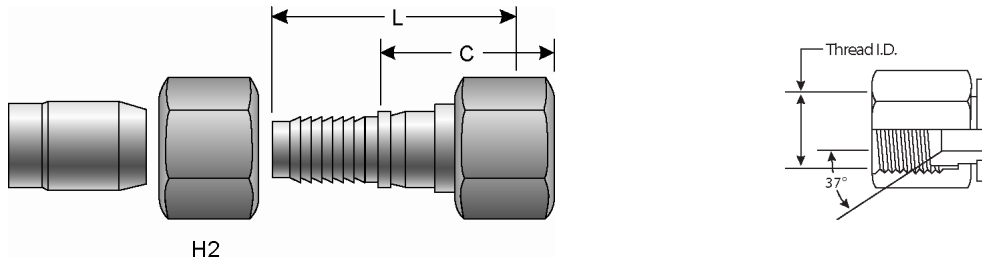


Descr.	Prod. No.	⌀		H1	L		C		Weight (Lbs.)	
		"	mm		"	mm	"	mm		
4C14-2MP-B	7753-10085	3/16	4.8	1/8-27	7/16	1.26	32.0	.81	20.6	.03
4C14-4MP-B	7753-10015	3/16	4.8	1/4-18	9/16	1.47	37.3	1.02	25.9	.06
5C14-4MP-B	7753-10025	1/4	6.4	1/4-18	9/16	1.47	37.3	1.02	25.9	.06
6C14-4MP-B	7753-10095	5/16	7.9	1/4-18	9/16	1.60	40.7	1.05	26.7	.07
6C14-6MP-B	7753-10035	5/16	7.9	3/8-18	11/16	1.63	41.4	1.08	27.4	.09
8C14-6MP-B	7753-10105	13/32	10.3	3/8-18	11/16	1.68	42.7	1.07	27.2	.09
8C14-8MP-B	7753-10045	13/32	10.3	1/2-14	7/8	1.93	49.0	1.32	33.5	.16
10C14-8MP-B	7753-10055	1/2	12.7	1/2-14	7/8	2.05	52.1	1.35	34.3	.18
12C14-12MP-B	7753-10065	5/8	15.9	3/4-14	1 1/16	2.21	56.1	1.44	36.6	.25
16C14-16MP-B	7753-10075	7/8	22.2	1-11 1/2	1 3/8	2.56	65.0	1.65	41.9	.42

HOSE
HOSE/CPLG. SELECTION
G8K COUPLINGS
GLOBAL SPIRAL COUPLINGS
PCM / PCS FERRULES
MEGACRIMP COUPLINGS
STAINLESS STEEL
POWER CRIMP COUPLINGS
LOC. GL AND GLP COUPLINGS
POLARSEAL COUPLINGS
POLARSEAL II COUPLINGS
C14 COUPLINGS
PCTS THERMOPLASTIC COUPLINGS
FIELD ATTACHABLE G1 & G2 COUPLINGS
FIELD ATTACHABLE C5 & C5E COUPLINGS
SURELOK AIR BRAKE COUPLINGS
ADAPTERS
QUICK DISCONNECT COUPLERS
LIVE SWIVEL
BALL VALVES
ACCESSORIES
EQUIPMENT AND PARTS

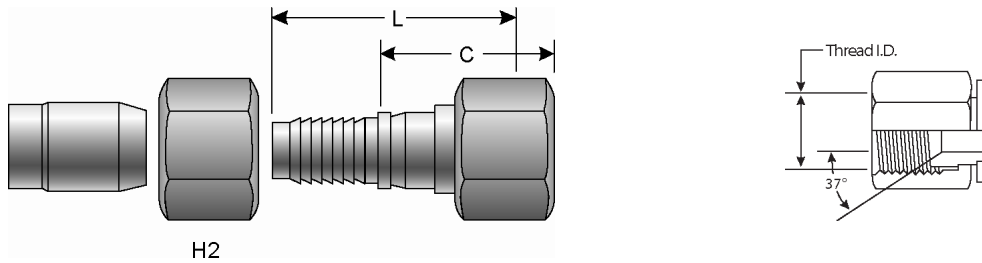
C14 Couplings

Female JIC 37° Flare Swivel - Stainless Steel



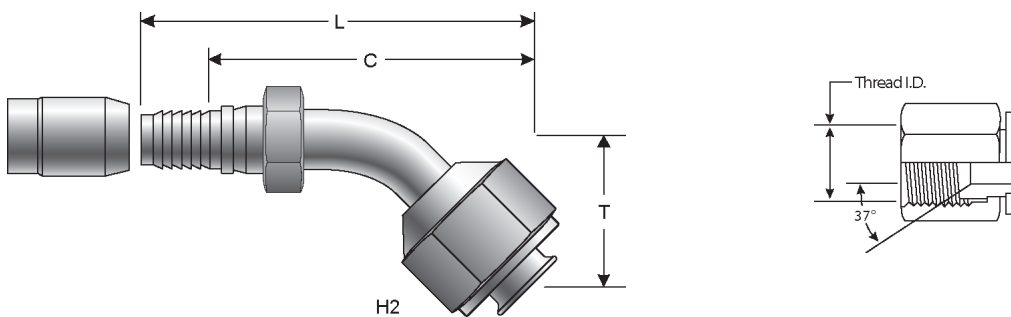
Descr.	Prod. No.	⌀		H2	L		C		Weight (Lbs.)	
		"	mm		"	mm	"	mm		
6C14-6FJX-SS	7753-00145	5/16	7.9	9/16-18	3/4	1.19	30.2	1.01	25.7	.08
12C14-12FJX-SS	7753-00175	5/8	15.9	1 1/16-12	1 1/4	1.56	39.6	1.36	34.5	.32

Female JIC 37° Flare Swivel - Brass



Descr.	Prod. No.	⌀		H2	L		C		Weight (Lbs.)	
		"	mm		"	mm	"	mm		
6C14-6FJX-B	7753-10145	5/16	7.9	9/16-18	3/4	1.19	30.2	1.01	25.7	.08
12C14-12FJX-B	7753-10175	5/8	15.9	1 1/16-12	1 1/4	1.56	39.6	1.36	34.5	.32

Female JIC 37° Flare Swivel - 45° Bent Tube - Steel



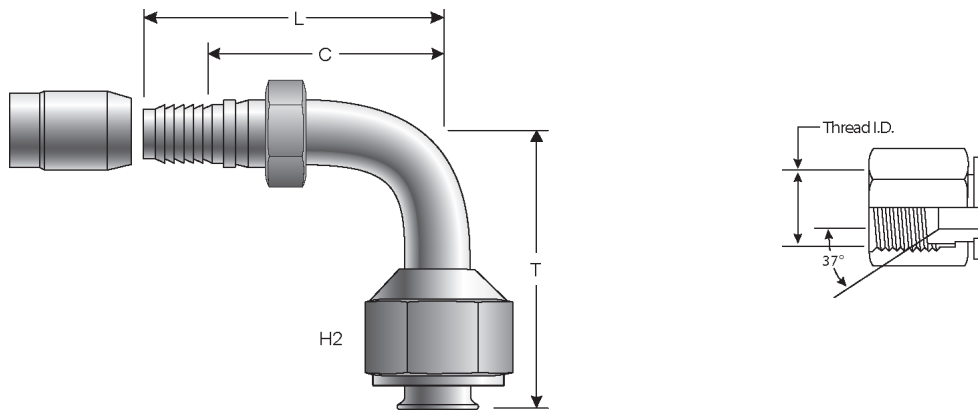
Descr.	Prod. No.	⌀		H2	T	L		C		Weight (Lbs.)		
		"	mm			"	mm	"	mm			
4C14-4FJX45	7753-20495	3/16	4.8	7/16-20	9/16	.41	10.4	1.69	42.9	1.25	31.8	.06
5C14-5FJX45	7753-20505	1/4	6.4	1/2-20	5/8	.49	12.5	1.85	47.0	1.44	36.6	.07

C14 Couplings

Female JIC 37° Flare Swivel - 45° Bent Tube - Steel - Continued

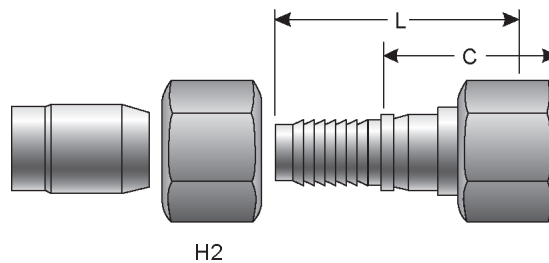
Descr.	Prod. No.	⊖		🌀	H2	T		L		C		Weight (Lbs.)
		"	mm			"	mm	"	mm	"	mm	
6C14-6FJX45	7753-20515	5/16	7.9	9/16-18	11/16	.55	14.0	2.13	54.1	1.62	41.2	.11
8C14-8FJX45	7753-20525	13/32	10.3	3/4-16	7/8	.63	16.0	2.44	62.0	1.88	47.8	.14
10C14-10FJX45	7753-20535	1/2	12.7	7/8-14	1	.75	19.1	2.78	70.6	2.08	52.8	.29
12C14-12FJX45	7753-20545	5/8	15.9	1 1/16-12	1 1/4	.90	22.9	3.92	99.6	3.15	80.0	.46
16C14-16FJX45	7753-20555	7/8	22.2	1 5/16-12	1 1/2	1.13	28.7	4.77	121.2	3.86	98.0	.90

Female JIC 37° Flare Swivel - 90° Bent Tube - Steel



Descr.	Prod. No.	⊖		🌀	H2	T		L		C		Weight (Lbs.)
		"	mm			"	mm	"	mm	"	mm	
4C14-4FJX90	7753-20565	3/16	4.8	7/16-20	9/16	.71	18.0	1.42	36.1	1.00	25.4	.06
5C14-5FJX90	7753-20575	1/4	6.4	1/2-20	5/8	.88	22.4	1.55	39.4	1.06	26.9	.08
6C14-6FJX90	7753-20585	5/16	7.9	9/16-18	11/16	1.00	25.4	1.80	45.7	1.25	31.8	.11
8C14-8FJX90	7753-20595	13/32	10.3	3/4-16	7/8	1.18	30.0	2.10	53.3	1.50	38.1	.15
10C14-10FJX90	7753-20605	1/2	12.7	7/8-14	1	1.50	38.1	2.47	62.7	1.81	46.0	.31
12C14-12FJX90	7753-20615	5/8	15.9	1 1/16-12	1 1/4	2.00	50.8	3.88	98.6	3.11	79.0	.63
16C14-16FJX90	7753-20625	7/8	22.2	1 5/16-12	1 1/2	2.48	63.0	4.64	117.9	3.73	94.7	1.00

Dual Seat Female JIC 37°/SAE 45° Flare Swivel - Stainless Steel



Descr.	Prod. No.	⊖		🌀	H2	L		C		Weight (Lbs.)
		"	mm			"	mm	"	mm	
4C14-4FJSX-SS	7753-00125	3/16	4.8	7/16-20	9/16	.95	24.1	.87	22.1	.05
5C14-5FJSX-SS	7753-00135	1/4	6.4	1/2-20	11/16	1.01	25.7	.94	23.9	.07

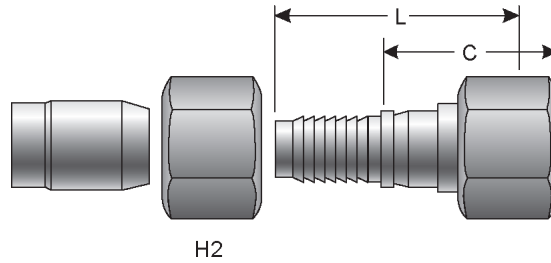
HOSE
HOSE/CPLG. SELECTION
G8K COUPLINGS
GLOBAL SPIRAL COUPLINGS
PCM / PCS FERRULES
MEGACRIMP COUPLINGS
STAINLESS STEEL
POWER CRIMP COUPLINGS
LOC. GL AND GLP COUPLINGS
POLARSEAL COUPLINGS
POLARSEAL II COUPLINGS
C14 COUPLINGS
PCTS THERMOPLASTIC COUPLINGS
FIELD ATTACHABLE G1 & G2 COUPLINGS
FIELD ATTACHABLE C5 & C5E COUPLINGS
SURELOK AIR BRAKE COUPLINGS
ADAPTERS
QUICK DISCONNECT COUPLERS
LIVE SWIVEL
BALL VALVES
ACCESSORIES
EQUIPMENT AND PARTS

C14 Couplings

Dual Seat Female JIC 37°/SAE 45° Flare Swivel - Stainless Steel - Continued

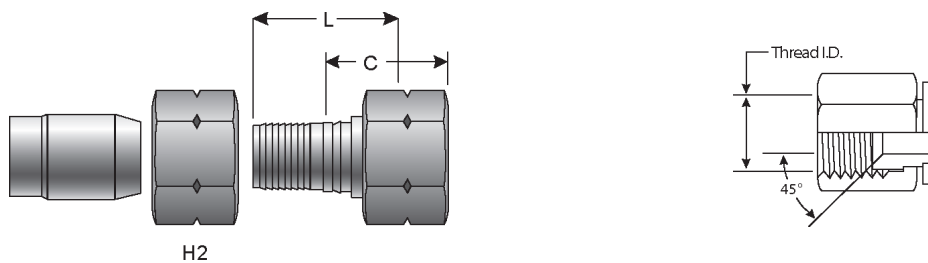
Descr.	Prod. No.	⊖		🌀	H2	L		C		Weight (Lbs.)
		"	mm			"	mm	"	mm	
8C14-8FJSX-SS	7753-00155	13/32	10.3	3/4-16	7/8	1.30	33.0	1.13	28.7	.15
10C14-10FJSX-SS	7753-00165	1/2	12.7	7/8-14	1 1/16	1.47	37.3	1.29	32.8	.20
16C14-16FJSX-SS	7753-00185	7/8	22.2	1 5/16-12	1 1/2	1.75	44.5	1.46	37.1	.50

Dual Seat Female JIC 37°/SAE 45° Flare Swivel - Brass



Descr.	Prod. No.	⊖		🌀	H2	L		C		Weight (Lbs.)
		"	mm			"	mm	"	mm	
4C14-4FJSX-B	7753-10125	3/16	4.8	7/16-20	9/16	.95	24.1	.79	20.1	.05
5C14-5FJSX-B	7753-10135	1/4	6.4	1/2-20	11/16	1.01	25.7	.94	23.9	.07
8C14-8FJSX-B	7753-10155	13/32	10.3	3/4-16	7/8	1.30	33.0	1.13	28.7	.15
10C14-10FJSX-B	7753-10165	1/2	12.7	7/8-14	1 1/16	1.47	37.3	1.29	32.8	.20
16C14-16FJSX-B	7753-10185	7/8	22.2	1 5/16-12	1 1/2	1.75	44.5	1.46	37.1	.50

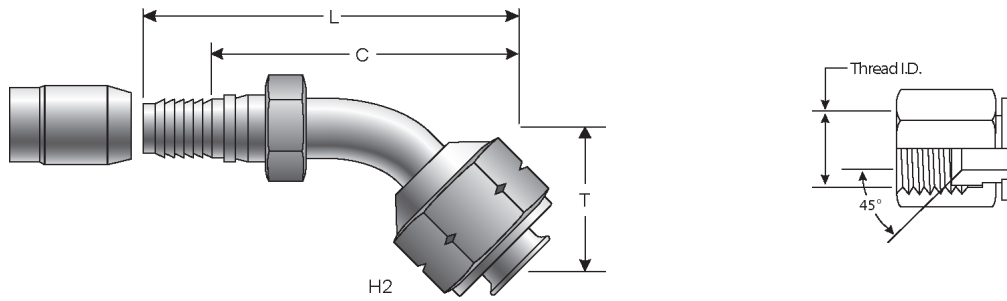
Female SAE 45° Flare Swivel - Brass



Descr.	Prod. No.	⊖		🌀	H2	L		C		Weight (Lbs.)
		"	mm			"	mm	"	mm	
6C14-6FSX-B	7753-10195	5/16	7.9	5/8-18	3/4	1.19	30.2	1.01	25.7	.08
12C14-12FSX-B	7753-10205	5/8	15.9	1 1/16-14	1 1/4	1.56	39.6	1.36	34.5	.32

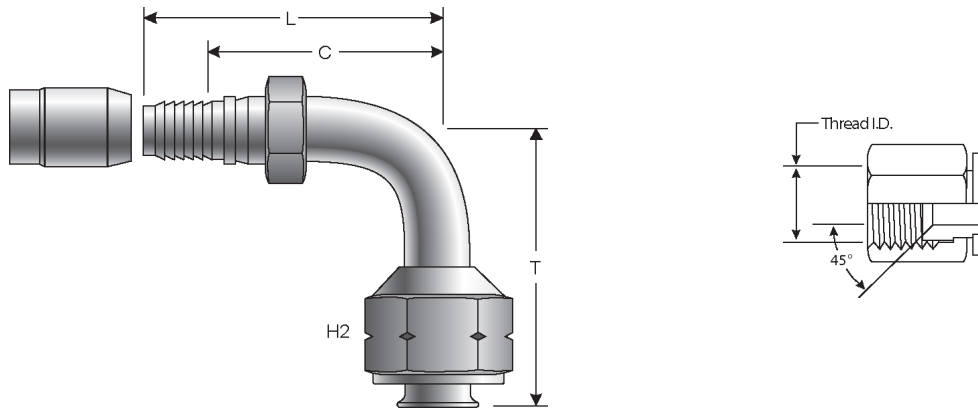
C14 Couplings

Female SAE 45° Flare Swivel - 45° Bent Tube - Steel



Descr.	Prod. No.	⊖		🌀	H2	T	L		C		Weight (Lbs.)	
		"	mm				"	mm	"	mm		
4C14-4FSX45	7753-20215	3/16	4.8	7/16-20	9/16	.41	10.4	1.69	42.9	1.25	31.8	.06
5C14-5FSX45	7753-20225	1/4	6.4	1/2-20	5/8	.49	12.5	1.85	47.0	1.44	36.6	.07
6C14-6FSX45	7753-20235	5/16	7.9	5/8-18	3/4	.55	14.0	2.13	54.1	1.62	41.2	.11
8C14-8FSX45	7753-20245	13/32	10.3	3/4-16	7/8	.63	16.0	2.44	62.0	1.88	47.8	.14
10C14-10FSX45	7753-20635	1/2	12.7	7/8-14	1	.75	19.1	2.78	70.6	2.12	53.9	.29
12C14-12FSX45	7753-20645	5/8	15.9	1 1/16-14	1 1/4	.90	22.9	3.92	99.6	3.15	80.0	.57

Female SAE 45° Flare Swivel - 90° Bent Tube - Steel

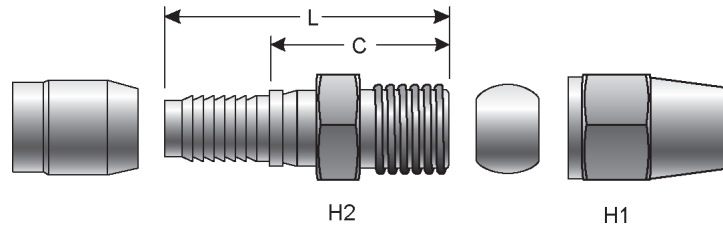


Descr.	Prod. No.	⊖		🌀	H2	T	L		C		Weight (Lbs.)	
		"	mm				"	mm	"	mm		
4C14-4FSX90	7753-20255	3/16	4.8	7/16-20	9/16	.71	18.0	1.42	36.1	1.00	25.4	.06
5C14-5FSX90	7753-20265	1/4	6.4	1/2-20	5/8	.88	22.4	1.55	39.4	1.06	26.9	.08
6C14-6FSX90	7753-20275	5/16	7.9	5/8-18	3/4	1.00	25.4	1.80	45.7	1.25	31.8	.11
8C14-8FSX90	7753-20285	13/32	10.3	3/4-16	7/8	1.18	30.0	2.10	53.3	1.50	38.1	.15
10C14-10FSX90	7753-20295	1/2	12.7	7/8-14	1 1/16	1.50	38.1	2.47	62.7	1.81	46.0	.31
12C14-12FSX90	7753-20665	5/8	15.9	1 1/16-14	1 1/4	2.00	50.8	3.88	98.6	3.11	79.0	.63

HOSE
HOSE/CPLG. SELECTION
G8K COUPLINGS
GLOBALSPIRAL COUPLINGS
PCM / PCS FERRULES
MEGACRIMP COUPLINGS
STAINLESS STEEL
POWER CRIMP COUPLINGS
LOC. GL AND GLP COUPLINGS
POLARSEAL COUPLINGS
POLARSEAL II COUPLINGS
C14 COUPLINGS
PCTS THERMOPLASTIC COUPLINGS
FIELD ATTACHABLE G1 & G2 COUPLINGS
FIELD ATTACHABLE C5 & C5E COUPLINGS
SURELOK AIR BRAKE COUPLINGS
ADAPTERS
QUICK DISCONNECT COUPLERS
LIVE SWIVEL
BALL VALVES
ACCESSORIES
EQUIPMENT AND PARTS

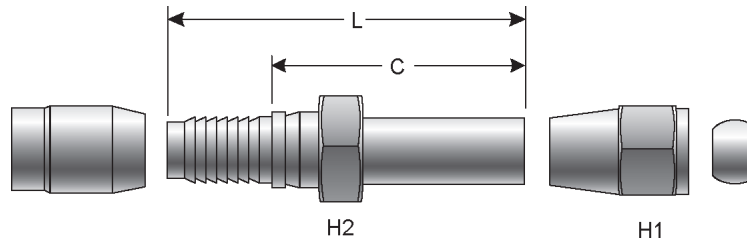
C14 Couplings

Air Brake Compression - Brass



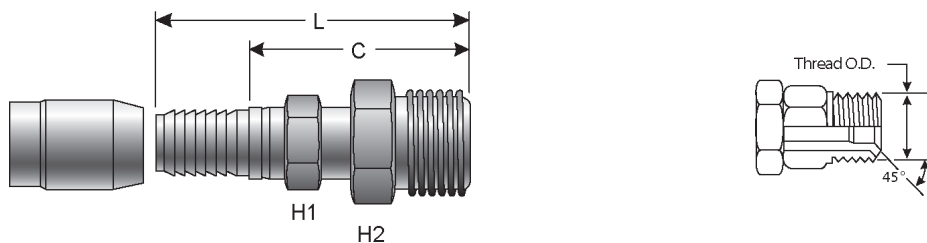
Descr.	Prod. No.	⌀		🌀	H1	H2	L		C		⌀	Weight (Lbs.)
		"	mm				"	mm	"	mm		
8C14-8ABC-B	7753-10365	13/32	10.3	11/16-20	7/8	13/16	1.71	43.4	1.10	27.9	.50	.20
10C14-10ABC-B	7753-10385	1/2	12.7	13/16-18	7/8	15/16	1.89	48.0	1.19	30.2	.63	.27
12C14-12ABC-B	7753-10395	5/8	15.9	1-18	1 1/16	1 1/8	2.13	54.1	1.36	34.5	.75	.40

Straight Tube Assembly - Brass



Descr.	Prod. No.	⌀		🌀	H1	H2	L		C		⌀	Weight (Lbs.)
		"	mm				"	mm	"	mm		
10C14-8STA-B	7753-10415	1/2	12.7	11/16-20	3/4	13/16	3.18	80.8	2.21	56.1	.50	.19
10C14-10STA-B	7753-10425	1/2	12.7	13/16-18	3/4	15/16	3.50	88.9	2.53	64.3	.63	.26
12C14-12STA-B	7753-10435	5/8	15.9	1-18	7/8	1 1/8	3.67	93.2	2.61	66.3	.75	.40

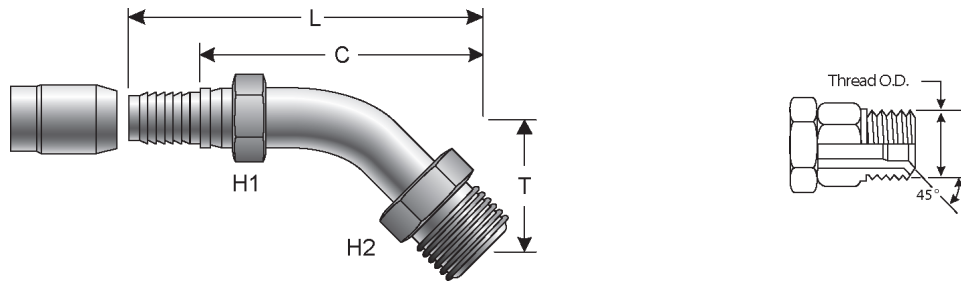
SAE Male Inverted Swivel - Steel



Descr.	Prod. No.	⌀		🌀	H1	H2	L		C		Weight (Lbs.)
		"	mm				"	mm	"	mm	
4C14-4MIX	7753-20305	3/16	4.8	7/16-24	7/16	7/16	1.84	46.7	1.39	35.3	.05
5C14-5MIX	7753-20315	1/4	6.4	1/2-20	1/2	1/2	1.90	48.3	1.45	36.8	.05
6C14-6MIX	7753-20325	5/16	7.9	5/8-18	9/16	5/8	2.07	52.6	1.52	38.6	.10
8C14-8MIX	7753-20335	13/32	10.3	3/4-18	5/8	3/4	2.21	56.1	1.60	40.6	.15
10C14-10MIX	7753-20345	1/2	12.7	7/8-16	3/4	7/8	2.47	62.7	1.77	45.0	.22

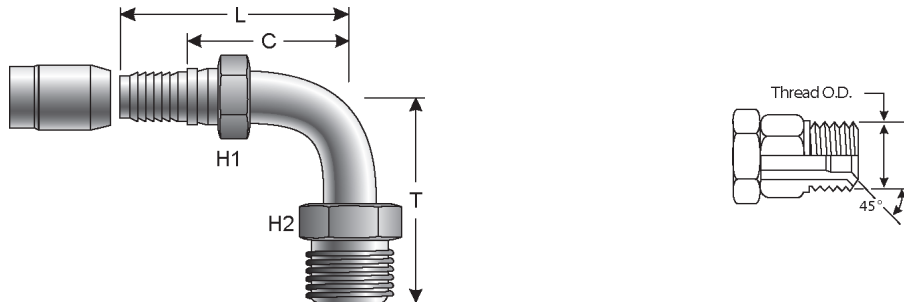
C14 Couplings

SAE Male Inverted Swivel - 45° Bent Tube - Steel



Descr.	Prod. No.	⌀		Thread	H1	H2	T		L		C		Weight (Lbs.)
		"	mm				"	mm	"	mm	"	mm	
4C14-4MIX45	7753-20355	3/16	4.8	7/16-24	7/16	7/16	.73	18.5	1.99	50.6	1.53	38.9	.06
6C14-6MIX45	7753-20365	5/16	7.9	5/8-18	9/16	5/8	.94	23.9	2.48	63.0	1.93	49.0	.11
8C14-8MIX45	7753-20375	13/32	10.3	3/4-18	5/8	3/4	1.14	29.0	2.95	74.9	2.10	53.3	.19
10C14-10MIX45	7753-20695	1/2	12.7	7/8-18	3/4	7/8	1.34	34.0	3.37	85.6	2.67	67.8	.27
12C14-12MIX45	7753-20705	5/8	15.9	1 3/16-16	7/8	1 1/16	1.54	39.1	4.56	115.8	3.79	96.3	.47

SAE Male Inverted Swivel - 90° Bent Tube - Steel

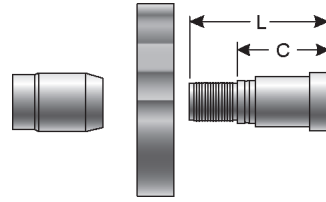


Descr.	Prod. No.	⌀		Thread	H1	H2	T		L		C		Weight (Lbs.)
		"	mm				"	mm	"	mm	"	mm	
4C14-4MIX90	7753-20385	3/16	4.8	7/16-24	7/16	7/16	1.30	33.0	1.42	36.1	.97	24.6	.06
5C14-5MIX90	7753-20395	1/4	6.4	1/2-20	1/2	1/2	1.48	37.6	1.54	39.1	1.09	27.7	.07
6C14-6MIX90	7753-20405	5/16	7.9	5/8-18	9/16	5/8	1.63	41.4	1.80	45.7	1.25	31.8	.12
8C14-8MIX90	7753-20415	13/32	10.3	3/4-18	5/8	3/4	1.91	48.5	2.10	53.3	1.77	45.0	.19
10C14-10MIX90	7753-20425	1/2	12.7	7/8-18	3/4	7/8	2.16	54.9	2.47	62.7	1.77	45.0	.29
12C14-12MIX90	7753-20715	5/8	15.9	1 3/16-16	7/8	1 1/16	2.66	67.6	3.60	91.4	2.83	71.9	.51

HOSE
HOSE/CPLG. SELECTION
G8K COUPLINGS
GLOBALSPIRAL COUPLINGS
PCM / PCS FERRULES
MEGACRIMP COUPLINGS
STAINLESS STEEL
POWER CRIMP COUPLINGS
LOC. GL AND GLP COUPLINGS
POLARSEAL COUPLINGS
POLARSEAL II COUPLINGS
C14 COUPLINGS
PCTS THERMOPLASTIC COUPLINGS
FIELD ATTACHABLE G1 & G2 COUPLINGS
FIELD ATTACHABLE C5 & C5E COUPLINGS
SURELOK AIR BRAKE COUPLINGS
ADAPTERS
QUICK DISCONNECT COUPLERS
LIVE SWIVEL
BALL VALVES
ACCESSORIES
EQUIPMENT AND PARTS


C14 Couplings

Two-Bolt Flange Swivel - Brass (Steel Flange) - Laundry Flange



Descr.	Prod. No.	⊖		A	L		C		Weight (Lbs.)
		"	mm		"	mm	"	mm	
12C14-12TBFLX	7753-10265	5/8	15.9	2.00	2.27	57.7	.59	15.0	.74
16C14-16TBFLX	7753-10275	7/8	22.2	2.00	2.45	62.2	.81	20.6	.85

Power Trim Assemblies - Steel



Descr.	Prod. No.	⊖		⊖	L		⊖	⊖	Weight (Lbs.)
		"	mm		"	mm			
PTA-45	7752-00455	3/16	4.8	3/8-24	14.50	368.3	10000	2500	.20
PTA-90	7752-00905	3/16	4.8	3/8-24	14.50	368.3	10000	2500	.16

C14 Assembly with Two Female Dual Seat JIC 37°/SAE 45° Flare Swivel (FJSX) Couplings-Steel



Descr.	Prod. No.	⊖		L		Weight (Lbs.)
		"	mm	"	mm	
10C14-10FJSX-10FJSX-18	4479-0002	1/2	12.7	18.00	457.2	.59
10C14-10FJSX-10FJSX-24	4479-0003	1/2	12.7	24.00	609.6	.67
10C14-10FJSX-10FJSX-30	4479-0004	1/2	12.7	30.00	762.0	.74
10C14-10FJSX-10FJSX-36	4479-0005	1/2	12.7	36.00	914.4	.82
10C14-10FJSX-10FJSX-42	4479-0006	1/2	12.7	42.00	1066.8	.89
10C14-10FJSX-10FJSX-48	4479-0007	1/2	12.7	48.00	1219.2	.97
10C14-10FJSX-10FJSX-54	4479-0008	1/2	12.7	54.00	1371.6	1.04
10C14-10FJSX-10FJSX-72	4479-0009	1/2	12.7	72.00	1828.8	1.27
10C14-10FJSX-10FJSX-84	4479-0010	1/2	12.7	84.00	2133.6	1.42


C14 Couplings

C14 Assembly with Two Air Brake Compression (ABC) Couplings - Steel



Descr.	Prod. No.	⊖		L		Weight (Lbs.)
		"	mm	"	mm	
10C14-10ABC-10ABC-18	4479-0011	1/2	12.7	18.00	457.2	.74
10C14-10ABC-10ABC-24	4479-0012	1/2	12.7	24.00	609.6	.81

C14 Assembly with Two Straight Tube Assembly (STA) Couplings - Steel



Descr.	Prod. No.	⊖		L		Weight (Lbs.)
		"	mm	"	mm	
10C14-10STA-10STA-18	4479-0013	1/2	12.7	18.00	457.2	.68
10C14-10STA-10STA-24	4479-0014	1/2	12.7	24.00	609.6	.76
10C14-10STA-10STA-36	4479-0015	1/2	12.7	36.00	914.4	.91

C14 One Straight Tube Assembly (STA) and One Air Brake Compression (ABC) Couplings - Steel



Descr.	Prod. No.	⊖		L		Weight (Lbs.)
		"	mm	"	mm	
10C14-10STA-10ABC-18	4479-0016	1/2	12.7	18.00	457.2	.71
10C14-10STA-10ABC-24	4479-0017	1/2	12.7	24.00	609.6	.78
10C14-10STA-10ABC-36	4479-0018	1/2	12.7	36.00	914.4	.93
10C14-10STA-10ABC-48	4479-0019	1/2	12.7	48.00	1219.2	1.08
12C14-12STA-12ABC-24	4479-0022	5/8	15.9	24.00	609.6	1.08
12C14-12STA-12ABC-36	4479-0023	5/8	15.9	36.00	914.4	1.25
12C14-12STA-12ABC-48	4479-0024	5/8	15.9	48.00	1219.2	1.42

HOSE

HOSE/CPLG. SELECTION

G8K COUPLINGS

GLOBALSPIRAL COUPLINGS

PCM / PCS FERRULES

MEGACRIMP COUPLINGS

STAINLESS STEEL

POWER CRIMP COUPLINGS

LOC. GL AND GLP COUPLINGS

POLARSEAL COUPLINGS

POLARSEAL II COUPLINGS

C14 COUPLINGS

PCTS THERMOPLASTIC COUPLINGS

FIELD ATTACHABLE G1 & G2 COUPLINGS

FIELD ATTACHABLE C5 & C5E COUPLINGS

SURELOK AIR BRAKE COUPLINGS

ADAPTERS

QUICK DISCONNECT COUPLERS

LIVE SWIVEL

BALL VALVES

ACCESSORIES

EQUIPMENT AND PARTS

Male Pipe (NPTF - 30° Cone Seat)



Descr.	Prod. No.	⊖		⌀	H1	L		C		Weight (Lbs.)
		"	mm			"	mm	"	mm	
2PCTS-2MP	7336-11985	1/8	3.2	1/8-27	1/2	1.34	34.0	.74	18.8	.03
2PCTS-4MP	7336-11995	1/8	3.2	1/4-18	1/2	1.53	38.9	.93	23.6	.05
3PCTS-2MP	7336-12005	3/16	4.8	1/8-27	9/16	1.94	49.3	1.08	27.4	.09
3PCTS-4MP	7336-12015	3/16	4.8	1/4-18	11/16	2.13	54.1	1.27	32.3	.11

Male Pipe Swivel (NPTF - Without 30° Cone Seat)

NOT TO BE USED AS A LIVE SWIVEL.



Descr.	Prod. No.	⊖		⌀	H1	H2	L		C		Weight (Lbs.)
		"	mm				"	mm	"	mm	
2PCTS-2MPX	7337-11985	1/8	3.2	1/8-27	1/2	23/32	1.93	49.0	1.33	33.8	.07
3PCTS-2MPX	7337-12005	3/16	4.8	1/8-27	23/32	23/32	2.50	63.5	1.50	38.1	.07
3PCTS-4MPX	7337-12015	3/16	4.8	1/4-18	23/32	23/32	2.72	69.1	1.86	47.2	.09

Female JIC 37° Flare Swivel



Descr.	Prod. No.	⊖		⌀	H1	H2	L		C		Weight (Lbs.)
		"	mm				"	mm	"	mm	
2PCTS-3FJX	7338-11985	1/8	3.2	3/8-24	1/2	9/16	1.65	41.9	1.05	26.7	.05

- HOSE
- HOSE/CPLG. SELECTION
- G8K COUPLINGS
- GLOBALSPIRAL COUPLINGS
- PCM / PCS FERRULES
- MEGACRIMP COUPLINGS
- STAINLESS STEEL
- POWER CRIMP COUPLINGS
- LOC. GL AND GLP COUPLINGS
- POLARSEAL COUPLINGS
- POLARSEAL II COUPLINGS
- C14 COUPLINGS
- PCTS THERMOPLASTIC COUPLINGS
- FIELD ATTACHABLE G1 & G2 COUPLINGS
- FIELD ATTACHABLE C5 & C5E COUPLINGS
- SURELOK AIR BRAKE COUPLINGS
- ADAPTERS
- QUICK DISCONNECT COUPLERS
- LIVE SWIVEL
- BALL VALVES
- ACCESSORIES
- EQUIPMENT AND PARTS

PCTS Thermoplastic Couplings (One-Piece)

HOSE

HOSE/CPLG. SELECTION

G8K COUPLINGS

GLOBALSPIRAL COUPLINGS

PCM / PCS FERRULES

MEGACRIMP COUPLINGS

STAINLESS STEEL

POWER CRIMP COUPLINGS

LOC, GL AND GLP COUPLINGS

POLARSEAL COUPLINGS

POLARSEAL II COUPLINGS

C14 COUPLINGS

PCTS THERMOPLASTIC COUPLINGS

FIELD ATTACHABLE G1 & G2 COUPLINGS

FIELD ATTACHABLE C5 & C5E COUPLINGS

SURELOK AIR BRAKE COUPLINGS

ADAPTERS

QUICK DISCONNECT COUPLERS

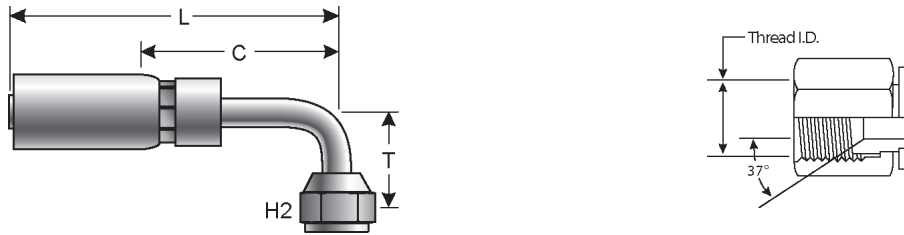
LIVE SWIVEL

BALL VALVES

ACCESSORIES

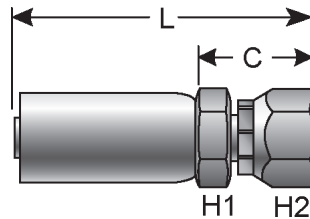
EQUIPMENT AND PARTS

Female JIC 37° Flare Swivel - 90° Bent Tube



Descr.	Prod. No.	⊖		7/16-20	H2	T		L		C		Weight (Lbs.)
		"	mm			"	mm	"	mm	"	mm	
3PCTS-4FJX90S	7338-12695	3/16	4.8	7/16-20	9/16	.78	19.8	2.45	62.2	1.58	40.1	.15

Dual Seat Female JIC 37°/SAE 45° Flare Swivel - 45° Bent Tube



Descr.	Prod. No.	⊖		7/16-20	H1	H2	L		C		Weight (Lbs.)
		"	mm				"	mm	"	mm	
2PCTS-4FJSX	7338-11995	1/8	3.2	7/16-20	1/2	5/8	1.73	44.0	1.12	28.5	.06
3PCTS-4FJSX	7338-12005	3/16	4.8	7/16-20	9/16	5/8	2.23	56.6	1.16	29.5	.12

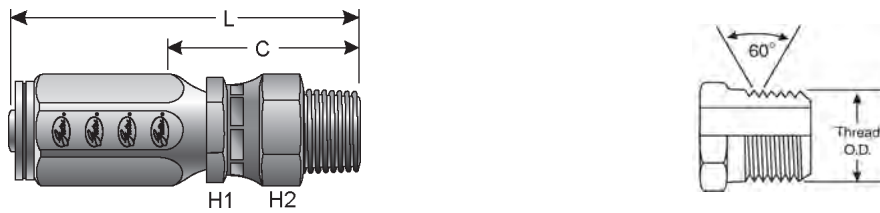
Field Attachable Type T for G1 Hose [1 Wire]

Male Pipe (NPTF - 30° Cone Seat)



Descr.	Prod. No.	⊖		🌀	H1	L		C		Weight (Lbs.)
		"	mm			"	mm	"	mm	
4C1T-2RMP	7231-81241	1/4	6.4	1/8-27	1/2	2.30	58.4	1.29	32.8	.14
4C1T-4RMP	7231-81210	1/4	6.4	1/4-18	9/16	2.52	64.0	1.51	38.4	.14
6C1T-4RMP	7231-81242	3/8	9.5	1/4-18	9/16	2.68	68.1	1.54	39.1	.27
6C1T-6RMP	7231-81211	3/8	9.5	3/8-18	11/16	2.53	64.3	1.39	35.3	.28
8C1T-6RMP	7231-81243	1/2	12.7	3/8-18	11/16	3.05	77.5	1.70	43.2	.42
8C1T-8RMP	7231-81212	1/2	12.7	1/2-14	7/8	3.06	77.7	1.71	43.4	.42
8C1T-12RMP	7231-81244	1/2	12.7	3/4-14	1 1/16	3.13	79.5	1.87	47.5	.42
12C1T-12RMP	7231-81213	3/4	19.1	3/4-14	1 1/16	3.19	81.0	1.73	43.9	.73
16C1T-16RMP	7231-81214	1	25.4	1-11 1/2	1 3/8	3.78	96.0	2.10	53.3	1.00

Male Pipe Swivel (NPTF - Without 30° Cone Seat)



Descr.	Prod. No.	⊖		🌀	H1	H2	L		C		Weight (Lbs.)
		"	mm				"	mm	"	mm	
4C1T-4RMPX	7231-22445	1/4	6.4	1/4-18	7/16	7/8	3.18	80.8	2.17	55.1	.21
6C1T-6RMPX	7231-22455	3/8	9.5	3/8-18	5/8	7/8	3.51	89.2	2.23	56.6	.39
8C1T-8RMPX	7231-22465	1/2	12.7	1/2-14	3/4	1	3.99	101.4	2.63	66.8	.48
12C1T-12RMPX	7231-22475	3/4	19.1	3/4-14	1 1/16	1 5/16	4.27	108.5	2.73	69.3	.95

Male O-Ring Boss



Descr.	Prod. No.	⊖		🌀	H1	L		C		Weight (Lbs.)
		"	mm			"	mm	"	mm	
6C1T-6RMB	7231-22255	3/8	9.5	9/16-18	11/16	2.52	64.0	1.24	31.5	.28

HOSE
HOSE/CPLG. SELECTION
G8K COUPLINGS
GLOBALSPIRAL COUPLINGS
PCM / PCS FERRULES
MEGACRIMP COUPLINGS
STAINLESS STEEL
POWER CRIMP COUPLINGS
LOC. GL AND GLP COUPLINGS
POLARSEAL COUPLINGS
POLARSEAL II COUPLINGS
C14 COUPLINGS
PCTS THERMOPLASTIC COUPLINGS
FIELD ATTACHABLE G1 & G2 COUPLINGS
FIELD ATTACHABLE C5 & C5E COUPLINGS
SURELOK AIR BRAKE COUPLINGS
ADAPTERS
QUICK DISCONNECT COUPLERS
LIVE SWIVEL
BALL VALVES
ACCESSORIES
EQUIPMENT AND PARTS

Field Attachable Type T for G1 Hose [1 Wire]

Male O-Ring Boss - Continued

Descr.	Prod. No.	⊖		🌀	H1	L		C		Weight (Lbs.)
		"	mm			"	mm	"	mm	
6C1T-8RMB	7231-22265	3/8	9.5	3/4-16	7/8	2.59	65.8	1.32	33.5	.31
8C1T-8RMB	7231-22275	1/2	12.7	3/4-16	7/8	2.87	72.9	1.52	38.6	.38
8C1T-10RMB	7231-22285	1/2	12.7	7/8-14	1	3.11	79.0	1.76	44.7	.40

Male JIC 37° Flare



Descr.	Prod. No.	⊖		🌀	H1	L		C		Weight (Lbs.)
		"	mm			"	mm	"	mm	
6C1T-6RMJ	7231-22185	3/8	9.5	9/16-18	9/16	2.68	68.1	1.40	35.6	.27
8C1T-8RMJ	7231-22195	1/2	12.7	3/4-16	3/4	3.05	77.5	1.70	43.2	.44
8C1T-10RMJ	7231-22205	1/2	12.7	7/8-14	7/8	3.31	84.1	1.96	49.9	.48
12C1T-12RMJ	7231-22215	3/4	19.1	1 1/16-12	1 1/16	3.52	89.4	1.98	50.3	.78

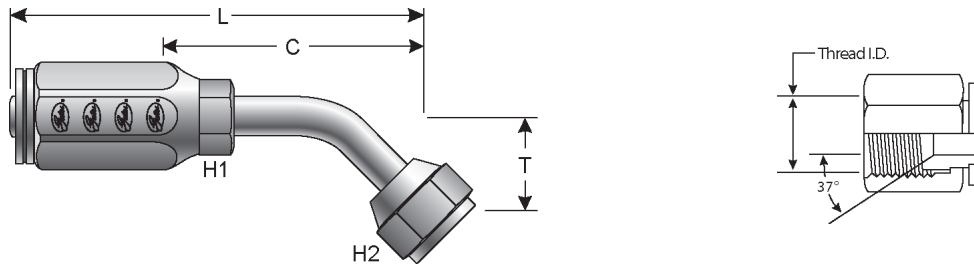
Female JIC 37° Flare Swivel



Descr.	Prod. No.	⊖		🌀	H1	H2	L		C		Weight (Lbs.)
		"	mm				"	mm	"	mm	
4C1T-4RFJX	7231-81215	1/4	6.4	7/16-20	9/16	9/16	2.47	62.7	1.46	37.1	.16
4C1T-5RFJX	7231-81216	1/4	6.4	1/2-20	11/16	11/16	2.58	65.5	1.57	39.9	.17
6C1T-6RFJX	7231-81217	3/8	9.5	9/16-18	3/4	3/4	2.80	71.1	1.65	41.9	.29
6C1T-8RFJX	7231-81218	3/8	9.5	3/4-16	3/4	7/8	2.91	73.9	1.76	44.7	.34
8C1T-8RFJX	7231-81219	1/2	12.7	3/4-16	13/16	7/8	3.24	82.3	1.89	48.1	.43
8C1T-10RFJX	7231-81220	1/2	12.7	7/8-14	13/16	1 1/16	3.34	84.8	1.99	50.6	.49
12C1T-12RFJX	7231-81221	3/4	19.1	1 1/16-12	1 1/8	1 1/4	3.45	87.6	1.91	48.5	.75
16C1T-16RFJX	7231-81222	1	25.4	1 5/16-12	1 3/8	1 1/2	3.90	99.1	2.22	56.4	1.11

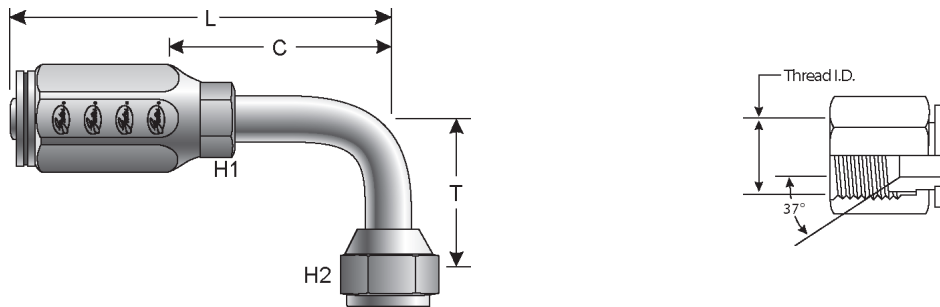
Field Attachable Type T for G1 Hose [1 Wire]

Female JIC 37° Flare Swivel - 45° Bent Tube



Descr.	Prod. No.	⊖		🌀	H1	H2	T		L		C		Weight (Lbs.)
		"	mm				"	mm	"	mm	"	mm	
4C1T-4RFJX45	7231-22545	1/4	6.4	7/16-20	3/8	9/16	.33	8.4	2.80	71.1	1.79	45.5	.16
6C1T-6RFJX45	7231-22555	3/8	9.5	9/16-18	1/2	11/16	.39	9.9	3.37	85.6	1.79	45.5	.31
8C1T-8RFJX45	7231-22565	1/2	12.7	3/4-16	5/8	7/8	.55	14.0	4.11	104.4	2.10	53.3	.50
12C1T-12RFJX45	7231-22575	3/4	19.1	1 1/16-12	1 1/4	1 1/4	.78	19.8	4.70	119.4	3.16	80.3	.89

Female JIC 37° Flare Swivel - 90° Bent Tube

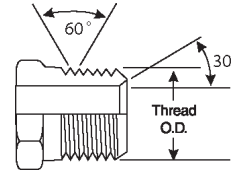
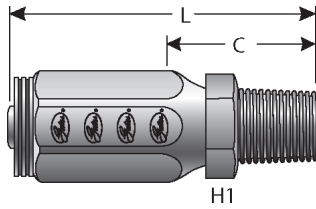


Descr.	Prod. No.	⊖		🌀	H1	H2	T		L		C		Weight (Lbs.)
		"	mm				"	mm	"	mm	"	mm	
4C1T-4RFJX90	7231-22655	1/4	6.4	7/16-20	3/8	9/16	.68	17.3	2.69	68.3	1.68	42.7	.16
6C1T-6RFJX90	7231-22665	3/8	9.5	9/16-18	1/2	11/16	.85	21.6	3.28	83.3	2.00	50.8	.32
6C1T-8RFJX90	7231-22675	3/8	9.5	3/4-16	5/8	7/8	1.09	27.7	3.58	90.9	2.31	58.7	.40
8C1T-8RFJX90	7231-22685	1/2	12.7	3/4-16	5/8	7/8	1.09	27.7	3.86	98.1	2.51	63.8	.51
8C1T-10RFJX90	7231-22695	1/2	12.7	7/8-14	3/4	1	1.23	31.2	3.92	99.6	2.59	65.8	.59
12C1T-12RFJX90	7231-22705	3/4	19.1	1 1/16-12	1 1/4	1 1/4	1.82	46.2	4.59	116.6	3.05	77.5	.93

- HOSE
- HOSE/CPLG. SELECTION
- G8K COUPLINGS
- GLOBALSPIRAL COUPLINGS
- PCM / PCS FERRULES
- MEGACRIMP COUPLINGS
- STAINLESS STEEL
- POWER CRIMP COUPLINGS
- LOC. GL AND GLP COUPLINGS
- POLARSEAL COUPLINGS
- POLARSEAL II COUPLINGS
- C14 COUPLINGS
- PCTS THERMOPLASTIC COUPLINGS
- FIELD ATTACHABLE G1 & G2 COUPLINGS
- FIELD ATTACHABLE C5 & C5E COUPLINGS
- SURELOK AIR BRAKE COUPLINGS
- ADAPTERS
- QUICK DISCONNECT COUPLERS
- LIVE SWIVEL
- BALL VALVES
- ACCESSORIES
- EQUIPMENT AND PARTS

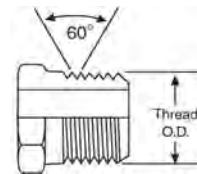
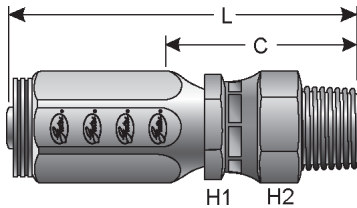
Field Attachable Type T for G2 Hose [2 Wire]

Male Pipe (NPTF - 30° Cone Seat)



Descr.	Prod. No.	⊖		🌀	H1	L		C		Weight (Lbs.)	
		"	mm			"	mm	"	mm		
STAINLESS STEEL	4C2AT-2RMP	7231-81247	1/4	6.4	1/8-27	1/2	2.30	58.4	1.23	31.2	.14
	4C2AT-4RMP	7231-81223	1/4	6.4	1/4-18	9/16	2.52	64.0	1.45	36.8	.17
	6C2AT-4RMP	7231-81248	3/8	9.5	1/4-18	9/16	2.68	68.1	1.45	36.8	.28
POWER CRIMP COUPLINGS	6C2AT-6RMP	7231-81224	3/8	9.5	3/8-18	11/16	2.53	64.3	1.30	33.0	.31
	8C2AT-6RMP	7231-81249	1/2	12.7	3/8-18	11/16	3.05	77.5	1.63	41.4	.42
	8C2AT-8RMP	7231-81225	1/2	12.7	1/2-14	7/8	3.06	77.7	1.64	41.7	.43
LOC. GL AND GLP COUPLINGS	8C2AT-12RMP	7231-81251	1/2	12.7	3/4-14	1 1/16	3.13	79.5	1.71	43.4	.42
	12C2AT-12RMP	7231-81226	3/4	19.1	3/4-14	1 1/16	3.19	81.0	1.65	41.9	.64
	16C2AT-16RMP	7231-81227	1	25.4	1-11 1/2	1 3/8	3.78	96.0	2.04	51.8	1.12
POLARSEAL COUPLINGS	20C2AT-20RMP	7231-81228	1 1/4	31.8	1 1/4-11 1/2	1 3/4	4.59	116.6	2.49	63.3	2.44
	24C2AT-24RMP	7231-81252	1 1/2	38.1	1 1/2-11 1/2	2	5.18	131.6	2.68	68.1	3.08

Male Pipe Swivel (NPTF - Without 30° Cone Seat)



Descr.	Prod. No.	⊖		🌀	H1	H2	L		C		Weight (Lbs.)	
		"	mm				"	mm	"	mm		
SURELOK AIR BRAKE COUPLINGS	4C2AT-4RMPX	7231-22495	1/4	6.4	1/4-18	7/16	11/16	3.18	80.8	2.11	53.6	.21
	6C2AT-6RMPX	7231-22505	3/8	9.5	3/8-18	5/8	7/8	3.51	89.2	2.27	57.7	.39
	8C2AT-8RMPX	7231-22515	1/2	12.7	1/2-14	3/4	1	3.99	101.4	2.56	65.0	.54
	12C2AT-12RMPX	7231-22525	3/4	19.1	3/4-14	1 1/16	1 5/16	4.27	108.5	2.73	69.3	.96

Field Attachable Type T for G2 Hose [2 Wire]

Male O-Ring Boss



Descr.	Prod. No.	⊖		🌀	H1	L		C		Weight (Lbs.)
		"	mm			"	mm	"	mm	
6C2AT-6RMB	7231-22355	3/8	9.5	9/16-18	11/16	2.52	64.0	1.28	32.5	.27
6C2AT-8RMB	7231-22365	3/8	9.5	3/4-16	7/8	2.59	65.8	1.36	34.5	.30
8C2AT-8RMB	7231-22375	1/2	12.7	3/4-16	7/8	2.87	72.9	1.45	36.8	.42
8C2AT-10RMB	7231-22385	1/2	12.7	7/8-14	1	3.11	79.0	1.59	40.4	.44

Male JIC 37° Flare



Descr.	Prod. No.	⊖		🌀	H1	L		C		Weight (Lbs.)
		"	mm			"	mm	"	mm	
6C2AT-6RMJ	7231-22025	3/8	9.5	9/16-18	9/16	2.68	68.1	1.45	36.8	.26
8C2AT-8RMJ	7231-22045	1/2	12.7	3/4-16	3/4	3.05	77.5	1.63	41.4	.48
8C2AT-10RMJ	7231-22055	1/2	12.7	7/8-14	7/8	3.31	84.1	1.89	48.1	.52
12C2AT-12RMJ	7231-22065	3/4	19.1	1 1/16-12	1 1/16	3.52	89.4	1.98	50.3	.79

Female JIC 37° Flare Swivel



Descr.	Prod. No.	⊖		🌀	H1	H2	L		C		Weight (Lbs.)
		"	mm				"	mm	"	mm	
4C2AT-4RFJX	7231-81229	1/4	6.4	7/16-20	9/16	9/16	2.47	62.7	1.40	35.6	.17
4C2AT-5RFJX	7231-81230	1/4	6.4	1/2-20	11/16	11/16	2.58	65.5	1.57	39.9	.18
6C2AT-6RFJX	7231-81231	3/8	9.5	9/16-18	3/4	3/4	2.80	71.1	1.56	39.6	.32
6C2AT-8RFJX	7231-81232	3/8	9.5	3/4-16	3/4	3/4	2.91	73.9	1.67	42.4	.37
8C2AT-8RFJX	7231-81233	1/2	12.7	3/4-16	13/16	7/8	3.24	82.3	1.82	46.2	.46
8C2AT-10RFJX	7231-81234	1/2	12.7	7/8-14	13/16	1 1/16	3.34	84.8	1.92	48.8	.53
12C2AT-12RFJX	7231-81235	3/4	19.1	1 1/16-12	1 1/8	1 1/2	3.45	87.6	1.91	48.5	.66

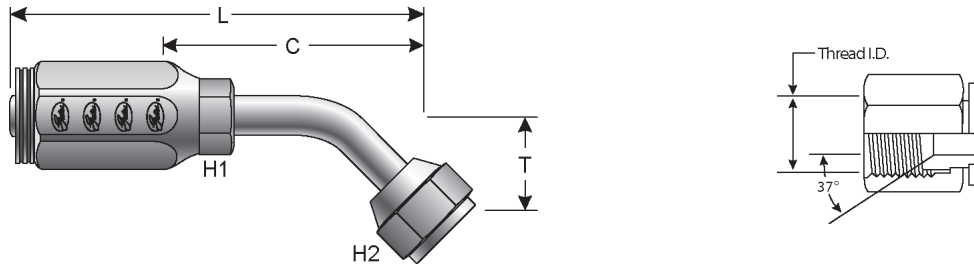
HOSE
HOSE/CPLG. SELECTION
G8K COUPLINGS
GLOBALSPIRAL COUPLINGS
PCM / PCS FERRULES
MEGACRIMP COUPLINGS
STAINLESS STEEL
POWER CRIMP COUPLINGS
LOC. GL AND GLP COUPLINGS
POLARSEAL COUPLINGS
POLARSEAL II COUPLINGS
C14 COUPLINGS
PCTS THERMOPLASTIC COUPLINGS
FIELD ATTACHABLE G1 & G2 COUPLINGS
FIELD ATTACHABLE C5 & C5E COUPLINGS
SURELOK AIR BRAKE COUPLINGS
ADAPTERS
QUICK DISCONNECT COUPLERS
LIVE SWIVEL
BALL VALVES
ACCESSORIES
EQUIPMENT AND PARTS

Field Attachable Type T for G2 Hose [2 Wire]

Female JIC 37° Flare Swivel - Continued

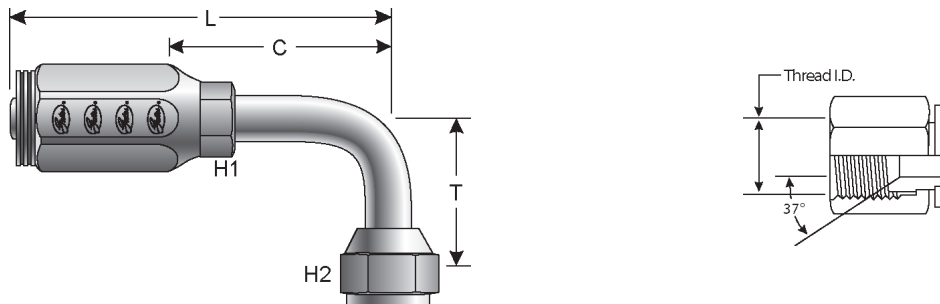
Descr.	Prod. No.	⊖		🌀	H1	H2	L		C		Weight (Lbs.)
		"	mm				"	mm	"	mm	
16C2AT-16RFJX	7231-81236	1	25.4	1 5/16-12	1 3/8	1 1/2	3.90	99.1	2.16	54.9	1.24
20C2AT-20RFJX	7231-81237	1 1/4	31.8	1 5/12-12	1 7/8	2	4.85	123.2	2.74	69.6	3.01
24C2AT-24RFJX	7231-81254	1 1/2	38.1	1 7/8-12	2 1/8	2 1/4	5.26	133.6	2.76	70.1	3.69

Female JIC 37° Flare Swivel - 45° Bent Tube



Descr.	Prod. No.	⊖		🌀	H1	H2	T	L		C		Weight (Lbs.)	
		"	mm					"	mm	"	mm		
4C2AT-4RFJX45	7231-22595	1/4	6.4	7/16-20	3/8	9/16	.33	8.4	2.80	71.1	1.73	43.9	.16
6C2AT-6RFJX45	7231-22605	3/8	9.5	9/16-18	1/2	11/16	.39	9.9	3.37	85.6	2.14	54.4	.30
8C2AT-8RFJX45	7231-22615	1/2	12.7	3/4-16	5/8	7/8	.55	14.0	4.11	104.4	2.68	68.1	.54
12C2AT-12RFJX45	7231-22625	3/4	19.1	1 1/16-12	7/8	1 1/4	.78	19.8	4.70	119.4	3.16	80.3	.90

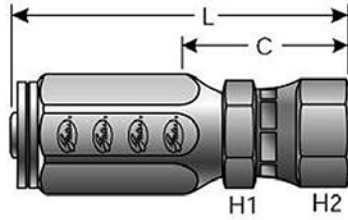
Female JIC 37° Flare Swivel - 90° Bent Tube



Descr.	Prod. No.	⊖		🌀	H1	H2	T	L		C		Weight (Lbs.)	
		"	mm					"	mm	"	mm		
4C2AT-4RFJX90	7231-22755	1/4	6.4	7/16-20	3/8	9/16	.68	17.3	2.69	68.3	1.62	41.2	.16
6C2AT-6RFJX90	7231-22765	3/8	9.5	9/16-18	1/2	11/16	.85	21.6	3.28	83.3	2.04	51.8	.31
6C2AT-8RFJX90	7231-22775	3/8	9.5	3/4-16	5/8	7/8	1.09	27.7	3.58	90.9	2.35	59.7	.39
8C2AT-8RFJX90	7231-22785	1/2	12.7	3/4-16	5/8	7/8	1.09	27.7	3.86	98.1	2.42	61.5	.55
8C2AT-10RFJX90	7231-22795	1/2	12.7	7/8-14	3/4	1	1.23	31.2	3.92	99.6	2.50	63.5	.64
12C2AT-12RFJX90	7231-22805	3/4	19.1	1 1/16-12	7/8	1 1/4	1.82	46.2	4.59	116.6	3.05	77.5	.94

Female Flat-Face O-Ring Swivel

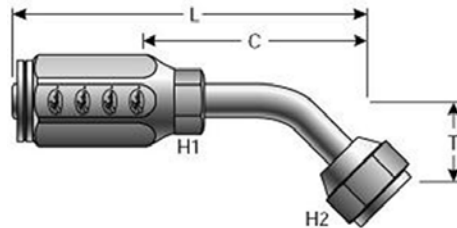
SAE J1453 O-Ring Face Seal.



Descr.	Prod. No.	⊖		🌀	H1	H2	L		C		Weight (Lbs.)
		"	mm				"	mm	"	mm	
4C2AT-4RFFORX	7231-14105	1/4	6.4	9/16-18	43/64	43/64	2.50	63.5	1.43	36.3	.16
6C2AT-6RFFORX	7231-14125	3/8	9.5	11/16-16	7/8	7/8	2.88	73.2	1.64	41.7	.34
8C2AT-8RFFORX	7231-14145	1/2	12.7	13/16-16	61/64	61/64	3.37	85.6	1.94	49.3	.46
12C2AT-12RFFORX	7231-14165	3/4	19.1	1 13/16-16	1 1/8	1 13/32	2.03	51.6	3.57	90.7	.81

Female Flat-Face O-Ring Swivel - 45° Bent Tube

SAE J1453 O-Ring Face Seal.



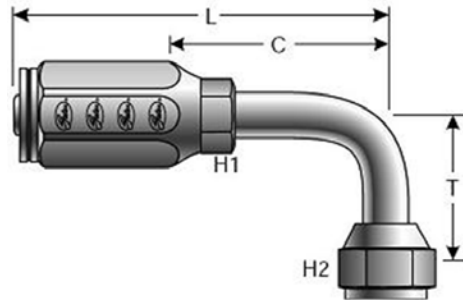
Descr.	Prod. No.	⊖		🌀	H1	H2	T	L		C		Weight (Lbs.)	
		"	mm					"	mm	"	mm		
4C2AT-4RFFORX45S	7231-14305	1/4	6.4	9/16-18	3/8	9/16	.68	17.3	2.69	68.3	1.62	41.2	.16
6C2AT-6RFFORX45S	7231-14325	3/8	9.5	11/16-16	1/2	11/16	.85	21.6	3.28	83.3	2.04	51.8	.29
8C2AT-8RFFORX45S	7231-14345	1/2	12.7	13/16-16	5/8	7/8	1.09	27.7	3.86	98.1	2.42	61.5	.46
12C2AT-12RFFORX45S	7231-14365	3/4	19.1	1 13/16-12	7/8	1 1/4	1.82	46.2	4.59	116.6	3.05	77.5	.86

- HOSE
- HOSE/CPLG. SELECTION
- G8K COUPLINGS
- GLOBALSPIRAL COUPLINGS
- PCM / PCS FERRULES
- MEGACRIMP COUPLINGS
- STAINLESS STEEL
- POWER CRIMP COUPLINGS
- LOC. GL AND GLP COUPLINGS
- POLARSEAL COUPLINGS
- POLARSEAL II COUPLINGS
- C14 COUPLINGS
- PCTS THERMOPLASTIC COUPLINGS
- FIELD ATTACHABLE G1 & G2 COUPLINGS
- FIELD ATTACHABLE C5 & C5E COUPLINGS
- SURELOK AIR BRAKE COUPLINGS
- ADAPTERS
- QUICK DISCONNECT COUPLERS
- LIVE SWIVEL
- BALL VALVES
- ACCESSORIES
- EQUIPMENT AND PARTS

Field Attachable Type T for G2 Hose [2 Wire]

Female Flat-Face O-Ring Swivel - 90° Bent Tube

SAE J1453 O-Ring Face Seal.



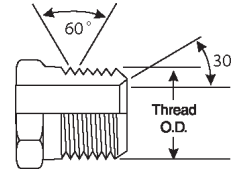
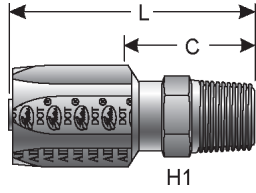
Descr.	Prod. No.	⊖		🌀	H1	H2	T		L		C		Weight (Lbs.)
		"	mm				"	mm	"	mm	"	mm	
4C2AT-4RFFORX90S	7231-14505	1/4	6.4	9/16-18	3/8	9/16	.68	17.3	2.69	68.3	1.62	41.2	.17
6C2AT-6RFFORX90S	7231-14525	3/8	9.5	11/16-16	1/2	11/16	.85	21.6	3.28	83.3	2.04	51.8	.31
8C2AT-8RFFORX90S	7231-14545	1/2	12.7	13/16-16	5/8	7/8	1.09	27.7	3.86	98.1	2.42	61.5	.47

- HOSE
- HOSE/CPLG. SELECTION
- G8K COUPLINGS
- GLOBALSPIRAL COUPLINGS
- PCM / PCS FERRULES
- MEGACRIMP COUPLINGS
- STAINLESS STEEL
- POWER CRIMP COUPLINGS
- LOC, GL AND GLP COUPLINGS
- POLARSEAL COUPLINGS
- POLARSEAL II COUPLINGS
- C14 COUPLINGS
- PCTS THERMOPLASTIC COUPLINGS
- FIELD ATTACHABLE G1 & G2 COUPLINGS
- FIELD ATTACHABLE C5 & C5E COUPLINGS
- SURELOK AIR BRAKE COUPLINGS
- ADAPTERS
- QUICK DISCONNECT COUPLERS
- LIVE SWIVEL
- BALL VALVES
- ACCESSORIES
- EQUIPMENT AND PARTS

Field Attachable for C5CXH, C5C, C5D & C5M Hose

Male Pipe (NPTF - 30° Cone Seat) - Steel

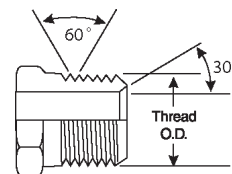
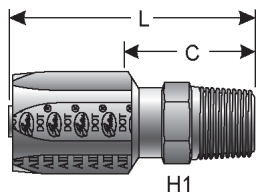
DOT FMVSS 106-74 Type All.



Descr.	Prod. No.	⊖		🌀	H1	L		C		Weight (Lbs.)
		"	mm			"	mm	"	mm	
4C5-2RMP	7236-04015	3/16	4.8	1/8-27	1/2	1.64	41.7	.94	23.9	.08
4C5-4RMP	7236-04025	3/16	4.8	1/4-18	9/16	1.83	46.5	1.13	28.7	.11
5C5X-2RMP	7237-00145	1/4	6.4	1/8-27	1/2	1.77	45.0	1.00	25.4	.10
5C5X-4RMP	7237-00155	1/4	6.4	1/4-18	9/16	1.96	49.8	1.19	30.2	.10
6C5-4RMP	7236-04055	5/16	7.9	1/4-18	9/16	2.17	55.1	1.22	31.0	.15
6C5-6RMP	7236-04275	5/16	7.9	3/8-18	11/16	2.17	55.1	1.22	31.0	.14
8C5X-6RMP	7237-00195	13/32	10.3	3/8-18	11/16	2.46	62.5	1.34	34.0	.20
8C5X-8RMP	7237-00205	13/32	10.3	1/2-14	7/8	2.71	68.8	1.59	40.4	.32
10C5-8RMP	7236-04085	1/2	12.7	1/2-14	1 1/16	2.88	73.2	1.59	40.4	.38
10C5-12RMP	7236-04095	1/2	12.7	3/4-14	1	2.95	74.9	1.66	42.2	.48
12C5X-8RMP	7237-00235	5/8	15.9	1/2-14	7/8	3.15	80.0	1.59	40.4	.41
12C5X-12RMP	7237-00245	5/8	15.9	3/4-14	1 1/16	3.25	82.6	1.69	42.9	.51
16C5-12RMP	7236-86412	7/8	22.2	3/4-14	1 1/8	2.71	68.8	1.53	38.9	.60
16C5-16RMP	7236-86413	7/8	22.2	1-11 1/2	1 3/8	2.90	73.7	1.72	43.7	.73
20C5-20RMP	7236-86428	1 1/8	28.6	1 1/4-11 1/2	1 11/16	3.25	82.6	1.88	47.8	1.15
24C5-24RMP	7236-86388	1 3/8	34.9	1 1/2-11 1/2	2	3.45	87.6	2.03	51.6	1.56
32C5-32RMP	7236-86389	1 13/16	46.0	2-11 1/2	2 1/2	4.07	103.4	2.22	56.4	2.30

Male Pipe (NPTF - 30° Cone Seat) - Brass


DOT FMVSS 106-74 Type All.



Descr.	Prod. No.	⊖		🌀	H1	L		C		Weight (Lbs.)
		"	mm			"	mm	"	mm	
5C5-4RMPB	7236-03005	1/4	6.4	1/4-18	9/16	1.96	49.8	1.19	30.2	.10
6C5-6RMPB	7236-03015	5/16	7.9	3/8-18	11/16	2.17	55.1	1.22	31.0	.18
8C5-8RMPB	7236-03085	13/32	10.3	1/2-14	7/8	2.71	68.8	1.59	40.4	.29
10C5-8RMPB	7236-03035	1/2	12.7	1/2-14	7/8	2.88	73.2	1.59	40.4	.39
12C5-12RMPB	7236-03045	5/8	15.9	3/4-14	1 1/16	3.26	82.8	1.69	42.9	.53
16C5-16RMPB	7236-03065	7/8	22.2	1-11 1/2	1 3/8	2.91	73.9	1.72	43.7	.71

- HOSE
- HOSE/CPLG. SELECTION
- G8K COUPLINGS
- GLOBAL SPIRAL COUPLINGS
- PCM / PCS FERRULES
- MEGACRIMP COUPLINGS
- STAINLESS STEEL
- POWER CRIMP COUPLINGS
- LOC. GL AND GLP COUPLINGS
- POLARSEAL COUPLINGS
- POLARSEAL II COUPLINGS
- C14 COUPLINGS
- PCTS THERMOPLASTIC COUPLINGS
- FIELD ATTACHABLE G1 & G2 COUPLINGS
- FIELD ATTACHABLE C5 & C5E COUPLINGS
- SURELOK AIR BRAKE COUPLINGS
- ADAPTERS
- QUICK DISCONNECT COUPLERS
- LIVE SWIVEL
- BALL VALVES
- ACCESSORIES
- EQUIPMENT AND PARTS

Male JIC 37° Flare - Steel



Descr.	Prod. No.	⊖		🌀	H1	L		C		Weight (Lbs.)	
		"	mm			"	mm	"	mm		
4C5-4RMJ	7236-86431	3/16	4.8	7/16-20	1/2	1.79	45.5	1.09	27.7	.08	
STAINLESS STEEL	5C5X-5RMJ	1/4	6.4	1/2-20	1/2	1.96	49.8	1.19	30.2	.10	
	6C5-6RMJ	5/16	7.9	9/16-18	9/16	2.17	55.1	1.22	31.0	.15	
	8C5X-8RMJ	7237-00675	13/32	10.3	3/4-16	3/4	2.56	65.0	1.44	36.6	.26
POWER CRIMP COUPLINGS	10C5-10RMJ	7236-86435	1/2	12.7	7/8-14	7/8	2.88	73.2	1.59	40.4	.37
	12C5X-12RMJ	7237-00695	5/8	15.9	1 1/16-12	1 1/16	3.34	84.8	1.78	45.2	.52
	16C5-16RMJ	7236-86437	7/8	22.2	1 5/16-12	1 5/16	2.87	72.9	1.69	42.9	.67

Female JIC 37° Flare Swivel - Steel

DOT FMVSS 106-74 Type All.

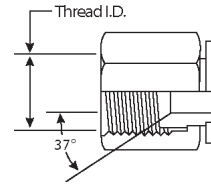
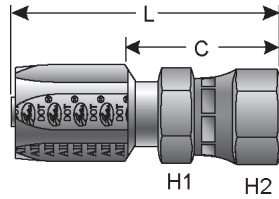


Descr.	Prod. No.	⊖		🌀	H1	H2	L		C		Weight (Lbs.)
		"	mm				"	mm	"	mm	
6C5-6RFJX	7238-86443	5/16	7.9	9/16-18	3/4	3/4	2.39	60.7	1.44	36.6	.17
8C5X-6RFJX	7237-00415	13/32	10.3	9/16-18	3/4	3/4	2.66	67.6	1.54	39.1	.23
10C5-12RFJX	7238-04325	1/2	12.7	1 1/16-12	1 1/4	1 1/4	3.22	81.8	1.93	49.0	.23
12C5X-12RFJX	7237-00455	5/8	15.9	1 1/8-12	1 1/4	1 1/4	3.50	88.9	1.94	49.3	.48
16C5-16RFJX	7238-86447	7/8	22.2	1 5/16-12	1 1/2	1 1/2	3.12	79.3	1.94	49.3	.75
20C5-20RFJX	7238-86394	1 1/8	28.6	1 5/8-12	2	2	3.56	90.4	2.19	55.6	1.55
24C5-24RFJX	7238-86395	1 3/8	34.9	1 7/8-12	2 1/4	2 1/4	3.79	96.3	2.37	60.2	1.85
32C5-32RFJX	7238-86396	1 13/16	46.0	2 1/2-12	2 1/2	2 7/8	4.99	126.8	2.72	69.1	2.74

- HOSE
- HOSE/CPLG. SELECTION
- G8K COUPLINGS
- GLOBALSPIRAL COUPLINGS
- PCM / PCS FERRULES
- MEGACRIMP COUPLINGS
- STAINLESS STEEL
- POWER CRIMP COUPLINGS
- LOC, GL AND GLP COUPLINGS
- POLARSEAL COUPLINGS
- POLARSEAL II COUPLINGS
- C14 COUPLINGS
- PCTS THERMOPLASTIC COUPLINGS
- FIELD ATTACHABLE G1 & G2 COUPLINGS
- FIELD ATTACHABLE C5 & C5E COUPLINGS
- SURELOK AIR BRAKE COUPLINGS
- ADAPTERS
- QUICK DISCONNECT COUPLERS
- LIVE SWIVEL
- BALL VALVES
- ACCESSORIES
- EQUIPMENT AND PARTS

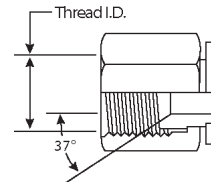
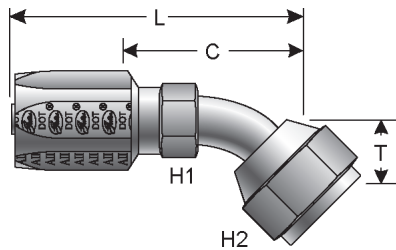
Female JIC 37° Flare Swivel - Brass

DOT FMVSS 106-74 Type All.



Descr.	Prod. No.	⊖		🌀	H1	H2	L		C		Weight (Lbs.)
		"	mm				"	mm	"	mm	
6C5-6RFJXB	7238-04075	5/16	7.9	9/16-18	3/4	3/4	2.39	60.7	1.44	36.6	.18
12C5-12RFJXB	7238-04085	5/8	15.9	1 1/16-12	1 1/4	1 1/4	3.50	88.9	1.94	49.3	.68
16C5-16RFJXB	7238-04095	7/8	22.2	1 5/16-12	1 1/2	1 1/2	3.12	79.3	1.94	49.3	.80

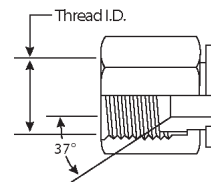
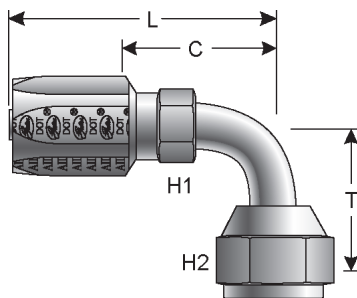
Female JIC 37° Flare Swivel - 45° Bent Tube - Steel



Descr.	Prod. No.	⊖		🌀	H1	H2	T	L		C		Weight (Lbs.)	
		"	mm					"	mm	"	mm		
6C5-6RFJX45	7235-86464	5/16	7.9	9/16-18	1/2	11/16	.41	10.4	2.40	61.0	1.45	36.8	.15
12C5X-12RFJX45S	7237-00535	5/8	15.9	1 1/16-12	7/8	1 1/4	.78	19.8	4.27	108.5	2.71	68.8	.65
16C5-16RFJX45	7235-86468	7/8	22.2	1 5/16-12	—	1 1/2	.88	22.4	4.03	102.4	2.84	72.1	.88

Female JIC 37° Flare Swivel - 90° Bent Tube - Steel

DOT FMVSS 106-74 Type All.



Descr.	Prod. No.	⊖		🌀	H1	H2	T	L		C		Weight (Lbs.)	
		"	mm					"	mm	"	mm		
6C5-6RFJX90	7235-86471	5/16	7.9	9/16-18	1/2	11/16	.84	21.3	2.28	57.9	1.33	33.8	.17
6C5-6RFJX90L	7235-04205	5/16	7.9	9/16-18	1/2	11/16	2.19	55.6	2.28	57.9	1.33	33.8	.02

HOSE
HOSE/CPLG. SELECTION
G8K COUPLINGS
GLOBAL SPIRAL COUPLINGS
PCM / PCS FERRULES
MEGACRIMP COUPLINGS
STAINLESS STEEL
POWER CRIMP COUPLINGS
LOC. GL AND GLP COUPLINGS
POLARSEAL COUPLINGS
POLARSEAL II COUPLINGS
C14 COUPLINGS
PCTS THERMOPLASTIC COUPLINGS
FIELD ATTACHABLE G1 & G2 COUPLINGS
FIELD ATTACHABLE C5 & C5E COUPLINGS
SURELOK AIR BRAKE COUPLINGS
ADAPTERS
QUICK DISCONNECT COUPLERS
LIVE SWIVEL
BALL VALVES
ACCESSORIES
EQUIPMENT AND PARTS

Female JIC 37° Flare Swivel - 90° Bent Tube - Steel - Continued

Descr.	Prod. No.	⊖		🌀	H1	H2	T		L		C		Weight (Lbs.)
		"	mm				"	mm	"	mm	"	mm	
12C5X-12RFJX90L	7237-00555	5/8	15.9	1 1/16-12	7/8	1 1/4	3.75	95.3	4.22	107.2	2.66	67.6	.77
12C5X-12RFJX90S	7237-00545	5/8	15.9	1 1/16-12	7/8	1 1/4	1.81	46.0	4.22	107.2	2.66	67.6	.70
16C5-16RFJX90	7235-86475	7/8	22.2	1 5/16-12	—	1 1/2	2.16	54.9	3.95	100.3	2.76	70.1	.94
16C5-16RFJX90L	7235-86482	7/8	22.2	1 5/16-12	—	1 1/2	4.34	110.2	3.95	100.3	2.76	70.1	1.06
20C5-20RFJX90L	7235-20255	1 1/8	28.6	1 5/8-12	—	2	5.50	139.7	5.26	133.6	3.89	98.8	2.20
20C5-20RFJX90S	7235-20265	1 1/8	28.6	1 5/8-12	—	2	2.75	69.9	5.07	128.8	3.70	94.0	1.89

Male SAE 45° Flare - Steel



Descr.	Prod. No.	⊖		🌀	H1	L		C		Weight (Lbs.)
		"	mm			"	mm	"	mm	
4C5-4RMS	7236-86414	3/16	4.8	1/2-20	1/2	1.76	44.7	1.06	26.9	.08
5C5X-5RMS	7237-00725	1/4	6.4	1/2-20	1/2	1.96	49.8	1.19	30.2	.10
6C5-6RMS	7236-86416	5/16	7.9	5/8-18	5/8	2.23	56.6	1.28	32.5	.15
8C5X-8RMS	7237-00745	13/32	10.3	3/4-16	3/4	2.65	67.3	1.53	38.9	.27
10C5-10RMS	7236-86418	1/2	12.7	7/8-14	7/8	3.01	76.5	1.72	43.7	.40
12C5X-12RMS	7237-00765	5/8	15.9	1 1/16-14	1 1/16	3.50	88.9	1.94	49.3	.60

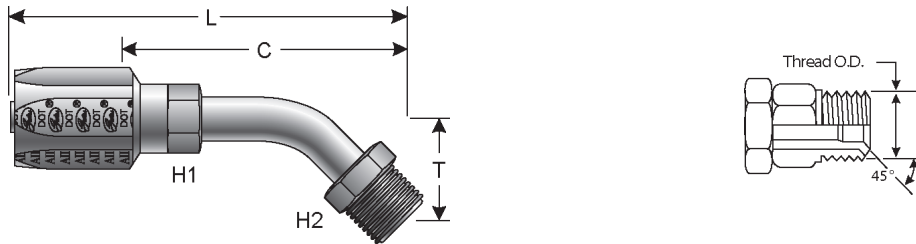
Male SAE 45° Flare Inverted Swivel - Steel

DOT FMVSS 106-74 Type All.



Descr.	Prod. No.	⊖		🌀	H1	H2	L		C		Weight (Lbs.)
		"	mm				"	mm	"	mm	
4C5-4RMIX	7235-86372	3/16	4.8	7/16-24	7/16	7/16	2.41	61.2	1.72	43.7	.13
5C5X-5RMIX	7237-01155	1/4	6.4	1/2-20	7/16	1/2	2.63	66.8	1.84	46.7	.16
5C5X-6RMIX	7237-01165	1/4	6.4	5/8-18	1/2	5/8	2.59	65.8	1.82	46.2	.90
6C5-5RMIX	7235-01035	5/16	7.9	1/2-20	1/2	1/2	2.60	66.0	1.65	41.9	.14
6C5-6RMIX	7235-86382	5/16	7.9	5/8-18	1/2	5/8	2.86	72.6	1.91	48.5	.15
6C5-8RMIX	7235-01055	5/16	7.9	3/4-16	5/8	3/4	3.23	82.0	2.28	57.9	.21
8C5X-6RMIX	7237-01205	13/32	10.3	5/8-18	5/8	5/8	3.13	79.5	2.01	51.1	.24
8C5X-8RMIX	7237-01215	13/32	10.3	3/4-16	5/8	3/4	3.49	88.7	2.37	60.2	.27

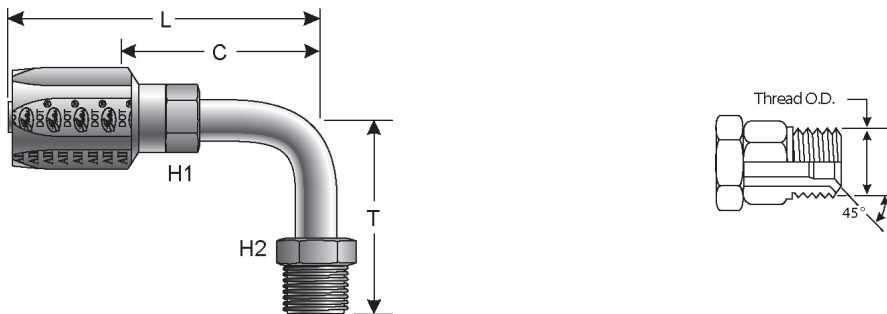
Male SAE 45° Flare Inverted Swivel - 45° Bent Tube - Steel



Descr.	Prod. No.	⊖		🌀	H1	H2	T		L		C		Weight (Lbs.)
		"	mm				"	mm	"	mm	"	mm	
4C5-4RMIX45	7235-05005	3/16	4.8	7/16-24	7/16	7/16	.62	15.8	2.18	55.4	1.48	37.6	.10
6C5-6RMIX45	7235-05015	5/16	7.9	5/8-18	1/2	5/8	.94	23.9	3.03	77.0	2.09	53.1	.17
8C5X-8RMIX45-028	7237-01245	13/32	10.3	3/4-16	5/8	3/4	1.09	27.7	3.44	87.4	2.32	58.9	.29

Male SAE 45° Flare Inverted Swivel - 90° Bent Tube - Steel

DOT FMVSS 106-74 Type All.



Descr.	Prod. No.	⊖		🌀	H1	H2	T		L		C		Weight (Lbs.)
		"	mm				"	mm	"	mm	"	mm	
4C5-4RMIX90	7235-05105	3/16	4.8	7/16-24	7/16	7/16	1.56	39.6	2.17	55.1	1.47	37.3	.11
5C5X-5RMIX90-042	7237-01265	1/4	6.4	1/2-20	7/16	1/2	1.66	42.2	2.43	61.7	1.66	42.2	.17
6C5-6RMIX90	7235-86387	5/16	7.9	5/8-18	1/2	5/8	1.69	42.9	2.64	67.1	1.69	42.9	.18
6C5-8RMIX90	7235-05135	5/16	7.9	3/4-16	5/8	3/4	1.78	45.2	2.73	69.3	1.78	45.2	.23
8C5X-6RMIX90-043	7237-01295	13/32	10.3	5/8-18	5/8	5/8	1.69	42.9	2.81	71.4	1.69	42.9	.24
8C5X-8RMIX90-045	7237-01305	13/32	10.3	3/4-16	5/8	3/4	1.78	45.2	2.90	73.7	1.78	45.2	.29

- HOSE
- HOSE/CPLG. SELECTION
- G8K COUPLINGS
- GLOBALSPIRAL COUPLINGS
- PCM / PCS FERRULES
- MEGACRIMP COUPLINGS
- STAINLESS STEEL
- POWER CRIMP COUPLINGS
- LOC. GL AND GLP COUPLINGS
- POLARSEAL COUPLINGS
- POLARSEAL II COUPLINGS
- C14 COUPLINGS
- PCTS THERMOPLASTIC COUPLINGS
- FIELD ATTACHABLE G1 & G2 COUPLINGS
- FIELD ATTACHABLE C5 & C5E COUPLINGS
- SURELOK AIR BRAKE COUPLINGS
- ADAPTERS
- QUICK DISCONNECT COUPLERS
- LIVE SWIVEL
- BALL VALVES
- ACCESSORIES
- EQUIPMENT AND PARTS

Field Attachable for C5CXH, C5C, C5D & C5M Hose

HOSE

HOSE/CPLG.
SELECTION

G8K COUPLINGS

GLOBALSPIRAL
COUPLINGS

PCM / PCS
FERRULES

MEGACRIMP
COUPLINGS

STAINLESS
STEEL

POWER CRIMP
COUPLINGS

LOC, GL AND GLP
COUPLINGS

POLARSEAL
COUPLINGS

POLARSEAL II
COUPLINGS

C14 COUPLINGS

PCTS
THERMOPLASTIC
COUPLINGS

FIELD
ATTACHABLE G1
& G2 COUPLINGS

FIELD
ATTACHABLE C5
& C5E
COUPLINGS

SURELOK AIR
BRAKE
COUPLINGS

ADAPTERS

QUICK
DISCONNECT
COUPLERS

LIVE SWIVEL

BALL VALVES

ACCESSORIES

EQUIPMENT AND
PARTS

Female SAE 45° Flare Swivel - Steel

DOT FMVSS 106-74 Type All.



Descr.	Prod. No.	⌀		🌀	H1	H2	L		C		Weight (Lbs.)
		"	mm				"	mm	"	mm	
6C5-6RFSX	7238-04235	5/16	7.9	5/8-18	3/4	3/4	2.42	61.5	1.47	37.3	.18
10C5-12RFSX	7238-04335	1/2	12.7	1 1/16-14	1 1/4	1 1/4	3.22	81.8	1.93	49.0	.56
12C5X-12RFSX	7237-00795	5/8	15.9	1 1/16-14	1 1/4	1 1/4	3.50	88.9	1.94	49.3	.64

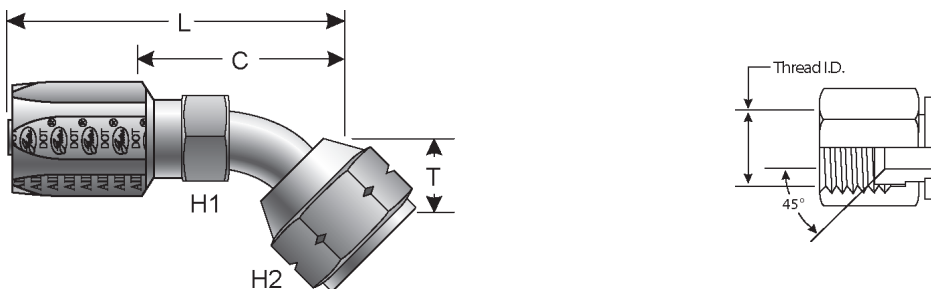
Female SAE 45° Flare Swivel - Brass

DOT FMVSS 106-74 Type All.



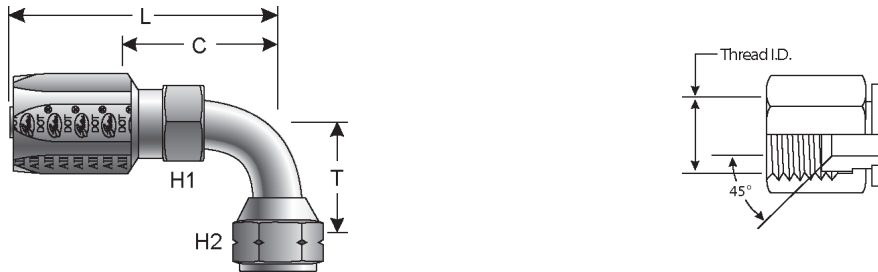
Descr.	Prod. No.	⌀		🌀	H1	H2	L		C		Weight (Lbs.)
		"	mm				"	mm	"	mm	
6C5-6RFSXB	7238-04045	5/16	7.9	5/8-18	3/4	3/4	2.42	61.5	1.47	37.3	.22
12C5-12RFSXB	7238-04055	5/8	15.9	1 1/16-14	1 1/4	1 1/4	3.50	88.9	1.94	49.3	.66

Female SAE 45° Flare Swivel - 45° Bent Tube - Steel



Descr.	Prod. No.	⌀		🌀	H1	H2	T	L		C		Weight (Lbs.)	
		"	mm					"	mm	"	mm		
6C5-6RFSX45	7235-04855	5/16	7.9	5/8-18	1/2	3/4	.41	10.4	2.42	61.5	1.47	37.3	.18
12C5X-12RFSX45S	7237-00835	5/8	15.9	1 1/16-14	7/8	1 1/4	.74	18.8	4.27	108.5	2.71	68.8	.66

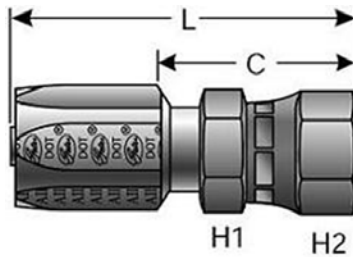
Female SAE 45° Flare Swivel - 90° Bent Tube - Steel



Descr.	Prod. No.	⌀		🌀	H1	H2	T		L		C		Weight (Lbs.)
		"	mm				"	mm	"	mm	"	mm	
6C5-6RFSX90	7235-04915	5/16	7.9	5/8-18	1/2	3/4	.84	21.3	2.28	57.9	1.33	33.8	.19
6C5-6RFSX90L	7235-86497	5/16	7.9	5/8-18	1/2	3/4	2.19	55.6	2.28	57.9	1.22	31.0	.21
12C5X-12RFSX90L	7237-00855	5/8	15.9	1 1/16-14	7/8	1 1/4	3.75	95.3	4.22	107.2	2.16	54.9	.78
12C5X-12RFSX90S	7237-00845	5/8	15.9	1 1/16-14	7/8	1 1/4	1.81	46.0	4.72	119.9	2.66	67.6	.70

Dual Seat Female JIC 37°/SAE 45° Flare Swivel - Steel

DOT FMVSS 106-74 Type All.

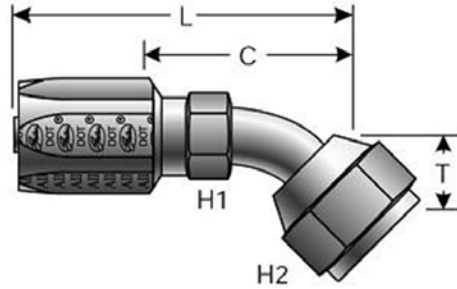


Descr.	Prod. No.	⌀		🌀	H1	H2	L		C		Weight (Lbs.)
		"	mm				"	mm	"	mm	
4C5-4RFJSX	7238-04215	3/16	4.8	7/16-20	9/16	9/16	1.92	48.8	1.22	31.0	.20
5C5X-4RFJSX	7237-00875	1/4	6.4	7/16-20	9/16	9/16	2.05	52.1	1.28	32.5	.10
5C5X-5RFJSX	7237-00885	1/4	6.4	1/2-20	11/16	11/16	2.11	53.6	1.34	34.0	.14
6C5-8RFJSX	7238-04295	5/16	7.9	3/4-16	7/8	7/8	2.48	63.0	1.53	38.9	.25
8C5X-8RFJSX	7237-00905	13/32	10.3	3/4-16	7/8	7/8	2.75	69.9	1.63	41.4	.28
10C5-8RFJSX	7238-04315	1/2	12.7	3/4-16	7/8	7/8	2.93	74.4	1.64	41.7	.35
10C5-10RFJSX	7238-04255	1/2	12.7	7/8-14	1 1/16	1 1/16	3.10	78.7	1.81	46.0	.44

HOSE
HOSE/CPLG. SELECTION
G8K COUPLINGS
GLOBALSPIRAL COUPLINGS
PCM / PCS FERRULES
MEGACRIMP COUPLINGS
STAINLESS STEEL
POWER CRIMP COUPLINGS
LOC. GL AND GLP COUPLINGS
POLARSEAL COUPLINGS
POLARSEAL II COUPLINGS
C14 COUPLINGS
PCTS THERMOPLASTIC COUPLINGS
FIELD ATTACHABLE G1 & G2 COUPLINGS
FIELD ATTACHABLE C5 & C5E COUPLINGS
SURELOK AIR BRAKE COUPLINGS
ADAPTERS
QUICK DISCONNECT COUPLERS
LIVE SWIVEL
BALL VALVES
ACCESSORIES
EQUIPMENT AND PARTS

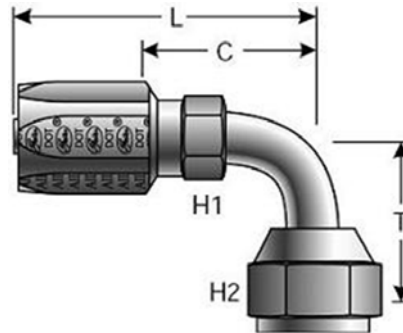
Dual Seat Female JIC 37°/SAE 45° Flare Swivel - 45° Bent Tube - Steel

DOT FMVSS 106-74 Type All.



Descr.	Prod. No.	⊖		🌀	H1	H2	T		L		C		Weight (Lbs.)
		"	mm				"	mm	"	mm	"	mm	
4C5-4RFJSX45	7235-20005	3/16	4.8	7/16-20	7/16	9/16	.34	8.6	1.90	48.3	1.21	30.7	.06
5C5X-5RFJSX45S	7237-00945	1/4	6.4	1/2-20	7/16	5/8	.38	9.7	2.11	53.6	1.34	34.0	.16
6C5-8RFJSX45	7235-20045	5/16	7.9	3/4-16	5/8	7/8	.56	14.2	2.71	68.8	1.76	44.7	.21
8C5X-8RFJSX45S	7237-00965	13/32	10.3	3/4-16	5/8	7/8	.56	14.2	2.98	75.7	1.86	47.2	.30
10C5-10RFJSX45	7235-20035	1/2	12.7	7/8-14	3/4	1	.63	16.0	3.60	91.4	2.31	58.7	.45

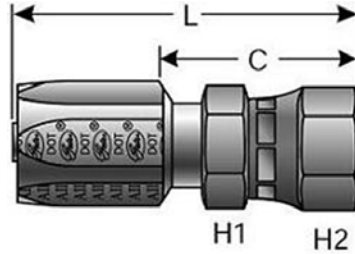
Dual Seat Female JIC 37°/SAE 45° Flare Swivel - 90° Bent Tube - Steel



Descr.	Prod. No.	⊖		🌀	H1	H2	T		L		C		Weight (Lbs.)
		"	mm				"	mm	"	mm	"	mm	
4C5-4RFJSX90	7235-20105	3/16	4.8	7/16-20	7/16	9/16	.69	17.5	1.78	45.2	1.08	27.4	.06
4C5-4RFJSX90L	7235-20205	3/16	4.8	7/16-20	7/16	9/16	1.81	46.0	1.78	45.2	1.08	27.4	.07
5C5X-5RFJSX90L	7237-01015	1/4	6.4	1/2-20	7/16	5/8	1.78	45.2	2.02	51.3	1.25	31.8	.17
5C5X-5RFJSX90S	7237-01005	1/4	6.4	1/2-20	7/16	5/8	.78	19.8	2.02	51.3	1.25	31.8	.16
8C5X-8RFJSX90L	7237-01035	13/32	10.3	3/4-16	5/8	7/8	2.44	62.0	2.79	70.9	1.67	42.4	.31
8C5X-8RFJSX90S	7237-01025	13/32	10.3	3/4-16	5/8	7/8	1.09	27.7	2.79	70.9	1.67	42.4	.29
10C5-10RFJSX90	7235-20135	1/2	12.7	7/8-14	3/4	1	1.25	31.8	3.41	86.6	2.12	53.9	.47
10C5-10RFJSX90L	7235-20235	1/2	12.7	7/8-14	3/4	1	2.56	65.0	3.41	86.6	2.12	53.9	.51

Dual Seat Female JIC 37°/SAE 45° Flare Swivel - Brass

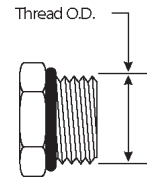
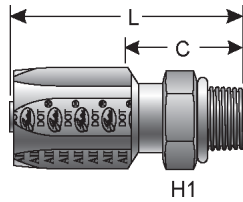
DOT FMVSS 106-74 Type All.



Descr.	Prod. No.	⊖		🌀	H1	H2	L		C		Weight (Lbs.)
		"	mm				"	mm	"	mm	
5C5-5RFJSXB	7238-04005	1/4	6.4	1/2-20	11/16	11/16	2.11	53.6	1.34	34.0	.15
8C5-8RFJSXB	7238-04015	13/32	10.3	3/4-16	7/8	7/8	2.75	69.9	1.63	41.4	.32
10C5-10RFJSXB	7238-04025	1/2	12.7	7/8-14	1 1/16	1 1/16	3.10	78.7	1.81	46.0	.44

Male O-Ring Boss - Steel

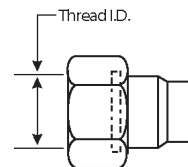
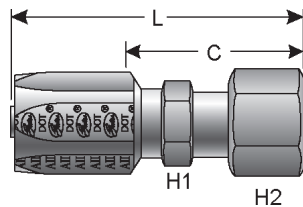
DOT FMVSS 106-74 Type All.



Descr.	Prod. No.	⊖		🌀	H1	L		C		Weight (Lbs.)
		"	mm			"	mm	"	mm	
4C5-4RMB	7236-86451	3/16	4.8	7/16-20	5/8	1.66	42.2	.94	23.9	.08
6C5-6RMB	7236-86453	5/16	7.9	9/16-18	11/16	2.00	50.8	1.05	26.7	.15
8C5X-8RMB	7237-00635	13/32	10.3	3/4-16	15/16	2.35	59.7	1.19	30.2	.25

Female Flat-Face Swivel - Steel

DOT FMVSS 106-74 Type All.
SAE J1453 O-Ring Face Seal.



Descr.	Prod. No.	⊖		🌀	H1	H2	L		C		Weight (Lbs.)
		"	mm				"	mm	"	mm	
4C5-4RFFORX	7238-01505	3/16	4.8	9/16-18	9/16	11/16	2.07	52.6	1.32	33.5	.15
6C5-6RFFORX	7238-01265	5/16	7.9	11/16-16	1/2	13/16	2.53	64.3	1.58	40.1	.15
8C5X-8RFFORX	7237-01085	13/32	10.3	13/16-16	13/16	15/16	2.92	74.2	1.77	45.0	.29

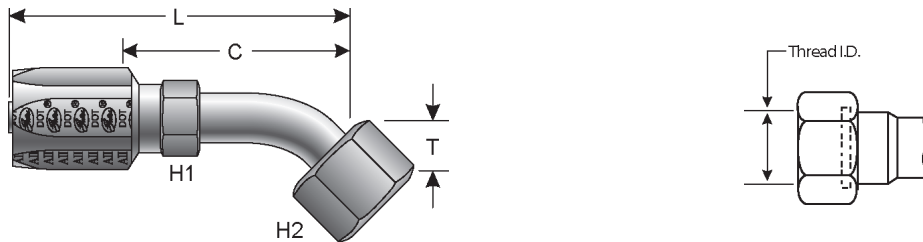
HOSE
HOSE/CPLG. SELECTION
G8K COUPLINGS
GLOBALSPIRAL COUPLINGS
PCM / PCS FERRULES
MEGACRIMP COUPLINGS
STAINLESS STEEL
POWER CRIMP COUPLINGS
LOC. GL AND GLP COUPLINGS
POLARSEAL COUPLINGS
POLARSEAL II COUPLINGS
C14 COUPLINGS
PCTS THERMOPLASTIC COUPLINGS
FIELD ATTACHABLE G1 & G2 COUPLINGS
FIELD ATTACHABLE C5 & C5E COUPLINGS
SURELOK AIR BRAKE COUPLINGS
ADAPTERS
QUICK DISCONNECT COUPLERS
LIVE SWIVEL
BALL VALVES
ACCESSORIES
EQUIPMENT AND PARTS

Female Flat-Face Swivel - Steel - Continued

Descr.	Prod. No.	⊖		🌀	H1	H2	L		C		Weight (Lbs.)
		"	mm				"	mm	"	mm	
10C5-10RFFORX	7238-01545	1/2	12.7	1-14	15/16	1 1/8	3.23	82.0	1.94	49.3	.43
12C5X-12RFFORX	7237-01105	5/8	15.9	1 3/16-12	7/8	1 3/8	3.70	94.0	2.12	53.9	.70

Female Flat-Face Swivel - 45° Bent Tube - Steel

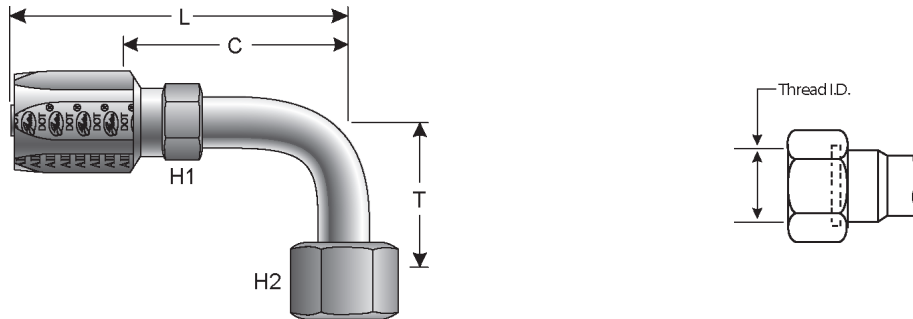
SAE J1453 O-Ring Face Seal.



Descr.	Prod. No.	⊖		🌀	H1	H2	T		L		C		Weight (Lbs.)
		"	mm				"	mm	"	mm	"	mm	
4C5-4RFFORX45	7235-05275	3/16	4.8	9/16-18	1/2	11/16	.41	10.4	2.42	61.5	1.67	42.4	.06

Female Flat-Face Swivel - 90° Bent Tube - Steel

SAE J1453 O-Ring Face Seal.



Descr.	Prod. No.	⊖		🌀	H1	H2	T		L		C		Weight (Lbs.)
		"	mm				"	mm	"	mm	"	mm	
4C5-4RFFORX90	7235-05285	3/16	4.8	1/2-20	1/2	11/16	.82	20.8	2.17	55.1	1.42	36.1	.07
6C5-6RFFORX90S	7235-05305	5/16	7.9	5/8-18	1/2	13/16	.90	22.9	2.77	70.4	1.82	46.2	.20

HOSE

HOSE/CPLG. SELECTION

G8K COUPLINGS

GLOBALSPIRAL COUPLINGS

PCM / PCS FERRULES

MEGACRIMP COUPLINGS

STAINLESS STEEL

POWER CRIMP COUPLINGS

LOC, GL AND GLP COUPLINGS

POLARSEAL COUPLINGS

POLARSEAL II COUPLINGS

C14 COUPLINGS

PCTS THERMOPLASTIC COUPLINGS

FIELD ATTACHABLE G1 & G2 COUPLINGS

FIELD ATTACHABLE C5 & C5E COUPLINGS

SURELOK AIR BRAKE COUPLINGS

ADAPTERS

QUICK DISCONNECT COUPLERS

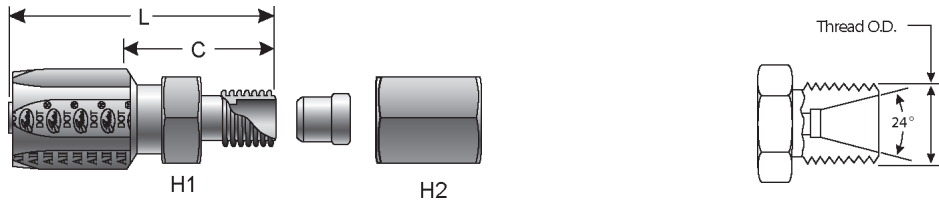
LIVE SWIVEL

BALL VALVES

ACCESSORIES

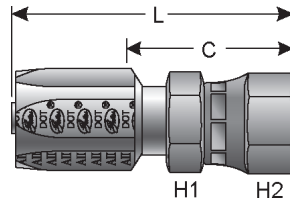
EQUIPMENT AND PARTS

SAE Male Flareless Assembly - Steel




Descr.	Prod. No.	⌀		🌀	H1	H2	L		C		Weight (Lbs.)
		"	mm				"	mm	"	mm	
4C5-4RMFA	7236-04855	3/16	4.8	7/16-20	1/2	9/16	1.81	46.0	1.06	26.9	.33
5C5X-5RMFA	7237-01325	1/4	6.4	1/2-20	9/16	5/8	1.91	48.5	1.12	28.5	.35
6C5-4RMFA	7236-04875	5/16	7.9	7/16-20	9/16	9/16	2.03	51.6	1.13	28.7	.36
6C5-6RMFA	7236-04885	5/16	7.9	5/8-18	5/8	11/16	2.05	52.1	1.15	29.2	.38
8C5X-8RMFA	7237-01355	13/32	10.3	3/4-16	13/16	7/8	2.52	64.0	1.37	34.8	.52
10C5-10RMFA	7236-04905	1/2	12.7	7/8-14	15/16	1	2.77	70.4	1.48	37.6	.73

Female Air Brake Swivel - Steel



Descr.	Prod. No.	⌀		🌀	H1	H2	L		C		Weight (Lbs.)
		"	mm				"	mm	"	mm	
6C5-6RFABX	7238-04425	5/16	7.9	3/4-20	7/8	7/8	2.29	58.2	1.34	34.0	.23
8C5X-6RFABX	7237-01395	13/32	10.3	3/4-20	7/8	7/8	2.60	66.0	1.48	37.6	.28

Parker Triple Thread Female Swivel - Steel



Descr.	Prod. No.	⌀		🌀	H1	H2	L		C		Weight (Lbs.)
		"	mm				"	mm	"	mm	
16C5-16RFZX	7238-86461	7/8	22.2	1 5/16-14	1 1/2	1 1/2	2.90	73.7	1.72	43.7	.74

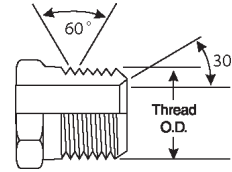
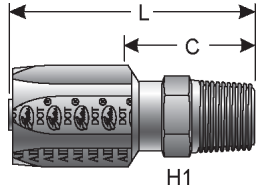
- HOSE
- HOSE/CPLG. SELECTION
- G8K COUPLINGS
- GLOBAL SPIRAL COUPLINGS
- PCM / PCS FERRULES
- MEGACRIMP COUPLINGS
- STAINLESS STEEL
- POWER CRIMP COUPLINGS
- LOC. GL AND GLP COUPLINGS
- POLARSEAL COUPLINGS
- POLARSEAL II COUPLINGS
- C14 COUPLINGS
- PCTS THERMOPLASTIC COUPLINGS
- FIELD ATTACHABLE G1 & G2 COUPLINGS
- FIELD ATTACHABLE C5 & C5E COUPLINGS
- SURELOK AIR BRAKE COUPLINGS
- ADAPTERS
- QUICK DISCONNECT COUPLERS
- LIVE SWIVEL
- BALL VALVES
- ACCESSORIES
- EQUIPMENT AND PARTS

Field Attachable for C5E Hose

HOSE
HOSE/CPLG. SELECTION
G8K COUPLINGS
GLOBALSPIRAL COUPLINGS
PCM / PCS FERRULES
MEGACRIMP COUPLINGS
STAINLESS STEEL
POWER CRIMP COUPLINGS
LOC, GL AND GLP COUPLINGS
POLARSEAL COUPLINGS
POLARSEAL II COUPLINGS
C14 COUPLINGS
PCTS THERMOPLASTIC COUPLINGS
FIELD ATTACHABLE G1 & G2 COUPLINGS
FIELD ATTACHABLE C5 & C5E COUPLINGS
SURELOK AIR BRAKE COUPLINGS
ADAPTERS
QUICK DISCONNECT COUPLERS
LIVE SWIVEL
BALL VALVES
ACCESSORIES
EQUIPMENT AND PARTS

Male Pipe (NPTF - 30° Cone Seat) - Steel

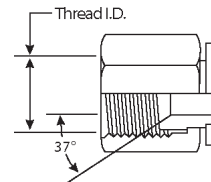
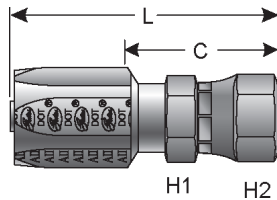
DOT FMVSS Type A1 (No mandrel required).



Descr.	Prod. No.	⌀		🌀	H1	L		C		Weight (Lbs.)
		"	mm			"	mm	"	mm	
4C5E-2RMP	7236-00755	3/16	4.8	1/8-27	1/2	1.53	38.9	.81	20.6	.05
4C5E-4RMP	7236-00765	3/16	4.8	1/4-18	9/16	1.75	44.5	1.03	26.2	.07
5C5E-4RMP	7236-00775	1/4	6.4	1/4-18	9/16	1.76	44.7	.96	24.4	.08
6C5E-4RMP	7236-00785	5/16	7.9	1/4-18	9/16	1.85	47.0	1.00	25.4	.11
6C5E-6RMP	7236-00795	5/16	7.9	3/8-18	11/16	1.89	48.0	1.04	26.4	.12
8C5E-6RMP	7236-00805	13/32	10.3	3/8-18	11/16	2.19	55.6	1.19	30.2	.18
8C5E-8RMP	7236-00815	13/32	10.3	1/2-14	7/8	2.29	58.2	1.29	32.8	.23
10C5E-8RMP	7236-00825	1/2	12.7	1/2-14	7/8	2.38	60.5	1.31	33.3	.26
12C5E-12RMP	7236-00835	5/8	15.9	3/4-14	1 1/16	2.59	65.8	1.44	36.6	.37
12C5E-16RMP	7236-00845	5/8	15.9	1-11 1/2	1 3/8	2.87	72.9	1.72	43.7	.48
16C5E-12RMP	7236-00865	7/8	22.2	3/4-14	1 1/16	2.49	63.3	1.43	36.3	.54
16C5E-16RMP	7236-00855	7/8	22.2	1-11 1/2	1 3/8	2.80	71.1	1.74	44.2	.80
20C5E-20RMP	7236-00885	1 1/8	28.6	1 1/4-11	1 3/4	2.92	74.2	1.80	45.7	.80

Female JIC 37° Flare Swivel - Steel

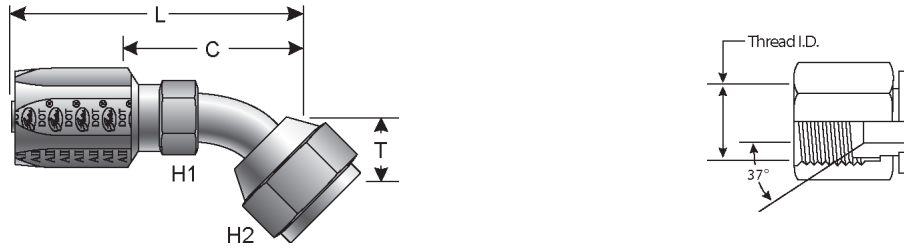
DOT FMVSS Type A1 (No mandrel required).



Descr.	Prod. No.	⌀		🌀	H1	H2	L		C		Weight (Lbs.)
		"	mm				"	mm	"	mm	
6C5E-6RFJX	7238-01025	5/16	7.9	9/16-18	3/4	3/4	2.04	51.8	1.19	30.2	.16
12C5E-12RFJX	7238-01055	5/8	15.9	1 1/16-12	1 1/4	1 1/4	2.92	74.2	1.78	45.2	.45
16C5E-16RFJX	7238-01065	7/8	22.2	1 5/16-12	1 1/2	1 1/2	2.90	73.7	1.84	46.7	.59
20C5E-20RFJX	7238-01215	1 1/8	28.6	1 5/8-12	1 9/16	2	3.34	84.8	2.20	55.9	1.20

Female JIC 37° Flare Swivel - 45° Bent Tube - Steel

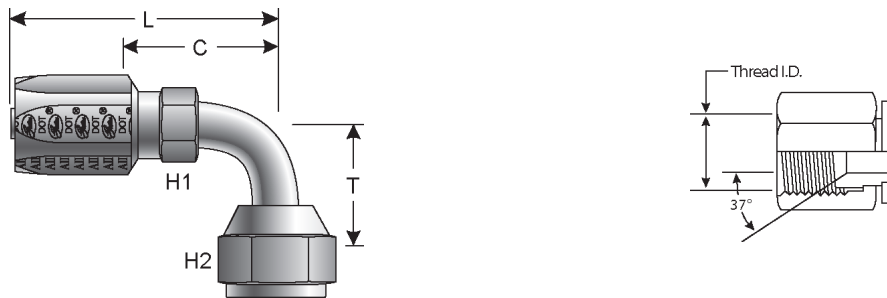
DOT FMVSS Type A1 (No mandrel required).



Descr.	Prod. No.	⊖		🌀	H1	H2	T		L		C		Weight (Lbs.)
		"	mm				"	mm	"	mm	"	mm	
6C5E-6RFJX45	7235-20415	5/16	7.9	9/16-18	1/2	11/16	.41	10.4	2.33	59.2	1.48	37.6	.17
12C5E-12RFJX45	7235-20455	5/8	15.9	1 1/16-12	7/8	1 1/4	.78	19.8	3.63	92.2	2.49	63.3	.53

Female JIC 37° Flare Swivel - 90° Bent Tube - Steel

DOT FMVSS Type A1 (No mandrel required).



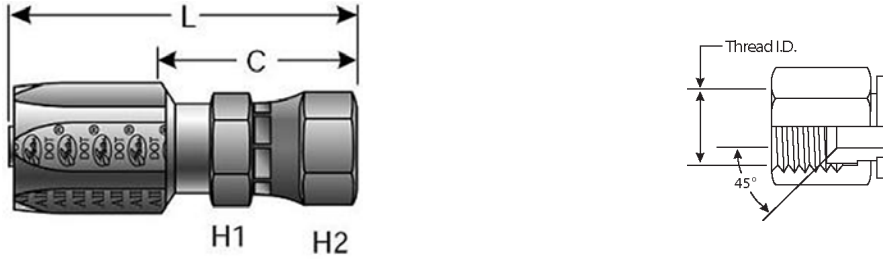
Descr.	Prod. No.	⊖		🌀	H1	H2	T		L		C		Weight (Lbs.)
		"	mm				"	mm	"	mm	"	mm	
6C5E-6RFJX90	7235-00305	5/16	7.9	9/16-18	1/2	11/16	.91	23.4	2.21	56.1	1.78	45.2	.14
12C5E-12RFJX90	7235-00265	5/8	15.9	1 1/16-12	7/8	1 1/4	1.81	46.0	3.58	90.9	2.44	62.0	.60
16C5E-16RFJX90	7235-00285	7/8	22.2	1 5/16-13	—	1 1/2	2.16	54.9	3.72	94.5	2.66	67.6	1.70
20C5E-20RFJX90	7235-20345	1 1/8	28.6	1 5/8-12	2	1 9/16	2.65	67.3	5.58	141.7	4.45	113.0	1.72

- HOSE
- HOSE/CPLG. SELECTION
- G8K COUPLINGS
- GLOBAL SPIRAL COUPLINGS
- PCM / PCS FERRULES
- MEGACRIMP COUPLINGS
- STAINLESS STEEL
- POWER CRIMP COUPLINGS
- LOC. GL AND GLP COUPLINGS
- POLAR SEAL COUPLINGS
- POLAR SEAL II COUPLINGS
- C14 COUPLINGS
- PCTS THERMOPLASTIC COUPLINGS
- FIELD ATTACHABLE G1 & G2 COUPLINGS
- FIELD ATTACHABLE C5 & C5E COUPLINGS
- SURELOK AIR BRAKE COUPLINGS
- ADAPTERS
- QUICK DISCONNECT COUPLERS
- LIVE SWIVEL
- BALL VALVES
- ACCESSORIES
- EQUIPMENT AND PARTS

HOSE
HOSE/CPLG. SELECTION
G8K COUPLINGS
GLOBALSPIRAL COUPLINGS
PCM / PCS FERRULES
MEGACRIMP COUPLINGS
STAINLESS STEEL
POWER CRIMP COUPLINGS
LOC, GL AND GLP COUPLINGS
POLARSEAL COUPLINGS
POLARSEAL II COUPLINGS
C14 COUPLINGS
PCTS THERMOPLASTIC COUPLINGS
FIELD ATTACHABLE G1 & G2 COUPLINGS
FIELD ATTACHABLE C5 & C5E COUPLINGS
SURELOK AIR BRAKE COUPLINGS
ADAPTERS
QUICK DISCONNECT COUPLERS
LIVE SWIVEL
BALL VALVES
ACCESSORIES
EQUIPMENT AND PARTS

Female SAE 45° Flare Swivel - Steel

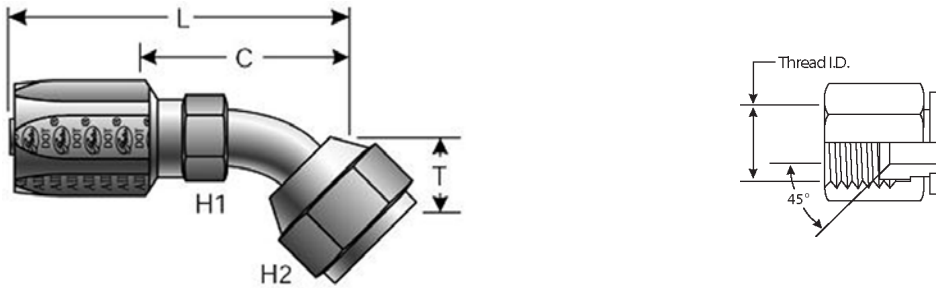
DOT FMVSS Type A1 (No mandrel required).



Descr.	Prod. No.	⊖		🌀	H1	H2	L		C		Weight (Lbs.)
		"	mm				"	mm	"	mm	
6C5E-6RFSX	7238-00955	5/16	7.9	5/8-18	3/4	3/4	2.13	54.1	1.28	32.5	.16
12C5E-12RFSX	7238-00985	5/8	15.9	1 1/16-14	1 1/4	1 1/4	2.94	74.7	1.80	45.7	.45

Female SAE 45° Flare Swivel - 45° Bent Tube - Steel

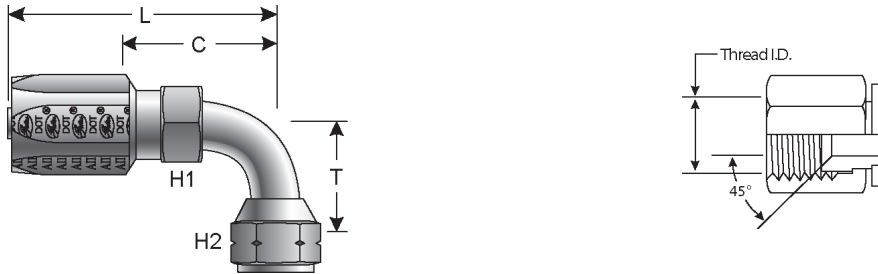
DOT FMVSS Type A1 (No mandrel required).



Descr.	Prod. No.	⊖		🌀	H1	H2	T	L		C		Weight (Lbs.)
		"	mm					"	mm	"	mm	
6C5E-6RFSX45	7235-20425	5/16	7.9	5/8-18	1/2	3/4	.41	10.4	2.33	59.2	1.48	37.6
12C5E-12RFSX45	7235-20465	5/8	15.9	1 1/16-14	7/8	1 1/4	.78	19.8	3.63	92.2	2.49	63.3

Female SAE 45° Flare Swivel - 90° Bent Tube - Steel

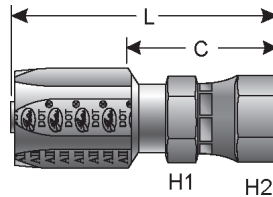
DOT FMVSS Type A1 (No mandrel required).



Descr.	Prod. No.	⌀		🌀	H1	H2	T		L		C		Weight (Lbs.)
		"	mm				"	mm	"	mm	"	mm	
6C5E-6RFSX90	7235-00315	5/16	7.9	5/8-18	1/2	3/4	.84	21.3	2.21	56.1	1.36	34.5	.17
12C5E-12RFSX90	7235-00275	5/8	15.9	1 1/16-14	7/8	1 1/4	1.81	46.0	3.58	90.9	2.44	62.0	.53

Dual Seat Female JIC 37°/SAE 45° Flare Swivel - Steel

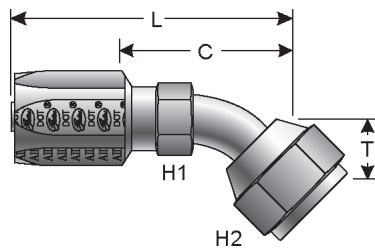
DOT FMVSS Type A1 (No mandrel required).



Descr.	Prod. No.	⌀		🌀	H1	H2	L		C		Weight (Lbs.)
		"	mm				"	mm	"	mm	
4C5E-4RFJSX	7238-01005	3/16	4.8	7/16-20	1/2	9/16	1.82	46.2	1.10	27.9	.07
5C5E-5RFJSX	7238-01015	1/4	6.4	1/2-20	1/2	11/16	2.00	50.8	1.21	30.7	.11
8C5E-8RFJSX	7238-01035	13/32	10.3	3/4-16	7/8	7/8	2.45	62.2	1.45	36.8	.25
10C5E-10RFJSX	7238-01045	1/2	12.7	7/8-14	1 1/16	1 1/16	2.72	69.1	1.65	41.9	.33

Dual Seat Female JIC 37°/SAE 45° Flare Swivel - 45° Bent Tube - Steel

DOT FMVSS Type A1 (No mandrel required).



Descr.	Prod. No.	⌀		🌀	H1	H2	T		L		C		Weight (Lbs.)
		"	mm				"	mm	"	mm	"	mm	
4C5E-4RFJSX45	7235-20405	3/16	4.8	7/16-20	1/2	9/16	.34	8.6	1.92	48.8	1.20	30.5	.09
8C5E-8RFJSX45	7235-20435	13/32	10.3	3/4-16	11/16	7/8	.56	14.2	2.73	69.3	1.73	43.9	.25

HOSE
HOSE/CPLG. SELECTION
G8K COUPLINGS
GLOBALSPIRAL COUPLINGS
PCM / PCS FERRULES
MEGACRIMP COUPLINGS
STAINLESS STEEL
POWER CRIMP COUPLINGS
LOC. GL AND GLP COUPLINGS
POLARSEAL COUPLINGS
POLARSEAL II COUPLINGS
C14 COUPLINGS
PCTS THERMOPLASTIC COUPLINGS
FIELD ATTACHABLE G1 & G2 COUPLINGS
FIELD ATTACHABLE C5 & C5E COUPLINGS
SURELOK AIR BRAKE COUPLINGS
ADAPTERS
QUICK DISCONNECT COUPLERS
LIVE SWIVEL
BALL VALVES
ACCESSORIES
EQUIPMENT AND PARTS

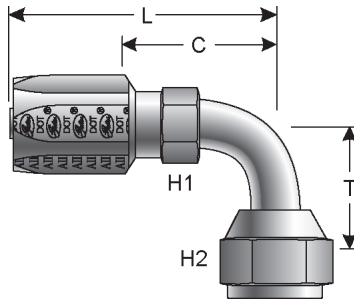
Field Attachable for C5E Hose

Dual Seat Female JIC 37°/SAE 45° Flare Swivel - 45° Bent Tube - Steel - Continued

Descr.	Prod. No.	⊖		H1	H2	T		L		C		Weight (Lbs.)	
		"	mm			"	mm	"	mm	"	mm		
10C5E-10RFJSX45	7235-20445	1/2	12.7	7/8-14	3/4	1	.63	16.0	3.17	80.5	2.11	53.6	.33

Dual Seat Female JIC 37°/SAE 45° Flare Swivel - 90° Bent Tube - Steel

DOT FMVSS Type A1 (No mandrel required).



Descr.	Prod. No.	⊖		H1	H2	T		L		C		Weight (Lbs.)	
		"	mm			"	mm	"	mm	"	mm		
4C5E-4RFJSX90	7235-20305	3/16	4.8	7/16-20	1/2	9/16	.69	17.5	1.72	43.7	1.00	25.4	.08
8C5E-8RFJSX90	7235-20315	13/32	10.3	3/4-16	11/16	7/8	1.09	27.7	2.54	64.5	1.54	39.1	.25
10C5E-10RFJSX90	7235-20325	1/2	12.7	7/8-14	3/4	1	1.25	31.8	2.97	75.4	1.91	48.5	.33

Male SAE 45° Flare Inverted Swivel - Steel

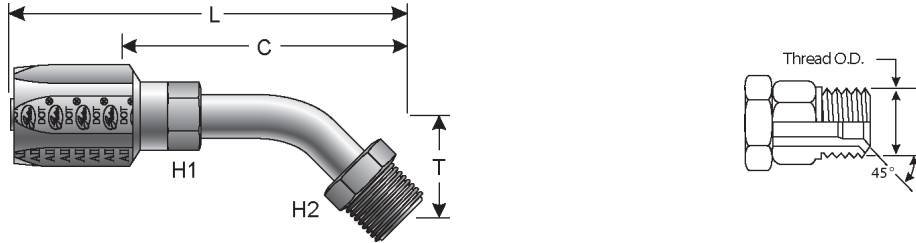
DOT FMVSS Type A1 (No mandrel required).



Descr.	Prod. No.	⊖		H1	H2	L		C		Weight (Lbs.)	
		"	mm			"	mm	"	mm		
4C5E-4RMIX	7235-02855	3/16	4.8	7/16-24	1/2	7/16	2.05	52.1	1.33	33.8	.05
5C5E-5RMIX	7235-02865	1/4	6.4	1/2-20	1/2	1/2	2.26	57.4	1.45	36.8	.09
6C5E-5RMIX	7235-02875	5/16	7.9	1/2-20	1/2	1/2	2.39	60.7	1.54	39.1	.13
6C5E-6RMIX	7235-02885	5/16	7.9	5/8-18	1/2	5/8	2.71	68.8	1.86	47.2	.15
8C5E-8RMIX	7235-02895	13/32	10.3	3/4-18	11/16	3/4	3.24	82.3	2.24	56.9	.24

Male SAE 45° Flare Inverted Swivel - 45° Bent Tube - Steel

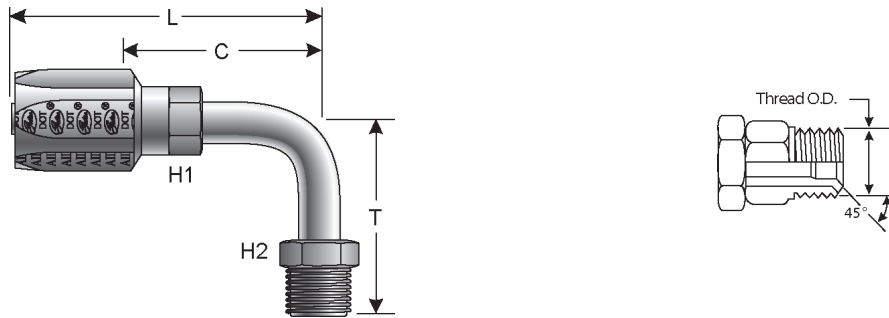
DOT FMVSS Type A1 (No mandrel required).



Descr.	Prod. No.	⊖		🌀	H1	H2	T		L		C		Weight (Lbs.)
		"	mm				"	mm	"	mm	"	mm	
6C5E-6RMIX45	7235-02795	5/16	7.9	5/8-18	1/2	5/8	.84	21.3	3.79	96.3	2.94	74.7	.16
8C5E-8RMIX45	7235-02905	13/32	10.3	3/4-18	11/16	3/4	1.09	27.7	4.24	107.7	3.24	82.3	.26

Male SAE 45° Flare Inverted Swivel - 90° Bent Tube - Steel

DOT FMVSS Type A1 (No mandrel required).



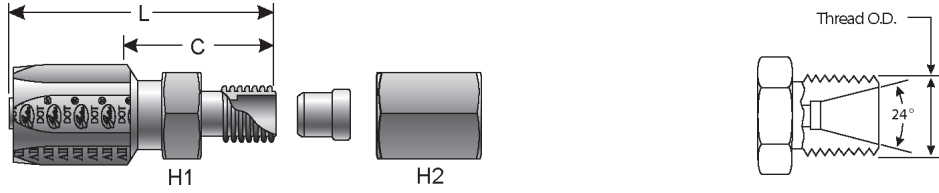
Descr.	Prod. No.	⊖		🌀	H1	H2	T		L		C		Weight (Lbs.)
		"	mm				"	mm	"	mm	"	mm	
4C5E-4RMIX90	7235-02805	3/16	4.8	7/16-24	1/2	7/16	1.25	31.8	2.05	52.1	1.33	33.8	.08
5C5E-5RMIX90	7235-02815	1/4	6.4	1/2-20	1/2	1/2	1.50	38.1	2.25	57.2	1.46	37.1	.10
6C5E-5RMIX90	7235-02825	5/16	7.9	1/2-20	1/2	1/2	1.50	38.1	2.39	60.7	1.54	39.1	.14
6C5E-6RMIX90	7235-02835	5/16	7.9	5/8-18	1/2	5/8	1.63	41.4	2.71	68.8	1.86	47.2	.16
8C5E-8RMIX90	7235-02845	13/32	10.3	3/4-18	11/16	3/4	2.00	50.8	3.24	82.3	2.24	56.9	.27

- HOSE
- HOSE/CPLG. SELECTION
- G8K COUPLINGS
- GLOBALSPIRAL COUPLINGS
- PCM / PCS FERRULES
- MEGACRIMP COUPLINGS
- STAINLESS STEEL
- POWER CRIMP COUPLINGS
- LOC. GL AND GLP COUPLINGS
- POLARSEAL COUPLINGS
- POLARSEAL II COUPLINGS
- C14 COUPLINGS
- PCTS THERMOPLASTIC COUPLINGS
- FIELD ATTACHABLE G1 & G2 COUPLINGS
- FIELD ATTACHABLE C5 & C5E COUPLINGS
- SURELOK AIR BRAKE COUPLINGS
- ADAPTERS
- QUICK DISCONNECT COUPLERS
- LIVE SWIVEL
- BALL VALVES
- ACCESSORIES
- EQUIPMENT AND PARTS

Field Attachable for C5E Hose

SAE Male Flareless Assembly - Steel

DOT FMVSS Type A1 (No mandrel required).



Descr.	Prod. No.	⌀		W	H1	H2	L		C		Weight (Lbs.)	
		"	mm				"	mm	"	mm		
STAINLESS STEEL	4C5E-4RMFA	7236-04955	3/16	4.8	7/16-20	1/2	9/16	1.68	42.7	.96	24.4	.33
	5C5E-5RMFA	7236-04965	1/4	6.4	1/2-20	9/16	5/8	1.72	43.7	.92	23.4	.35
	6C5E-4RMFA	7236-04975	5/16	7.9	7/16-20	9/16	9/16	2.12	53.9	1.01	25.7	.36
POWER CRIMP COUPLINGS	6C5E-6RMFA	7236-04985	5/16	7.9	9/16-18	5/8	11/16	1.87	47.5	1.03	26.2	.38
	8C5E-8RMFA	7236-04995	13/32	10.3	3/4-16	13/16	7/8	2.15	54.6	1.15	29.2	.52
	10C5E-10RMFA	7236-05005	1/2	12.7	7/8-14	15/16	1	2.34	59.4	1.27	32.3	.73

Parker Triple Thread Female Swivel - Steel

DOT FMVSS Type A1 (No mandrel required).



Descr.	Prod. No.	⌀		W	H1	H2	L		C		Weight (Lbs.)	
		"	mm				"	mm	"	mm		
FIELD ATTACHABLE G1 & G2 COUPLINGS	16C5E-16RFZX	7238-01075	7/8	22.2	1 5/16-14	1 1/2	1 1/2	2.74	69.6	1.68	42.7	.59

FIELD ATTACHABLE C5 & C5E COUPLINGS

SURELOK AIR BRAKE COUPLINGS

ADAPTERS

QUICK DISCONNECT COUPLERS

LIVE SWIVEL

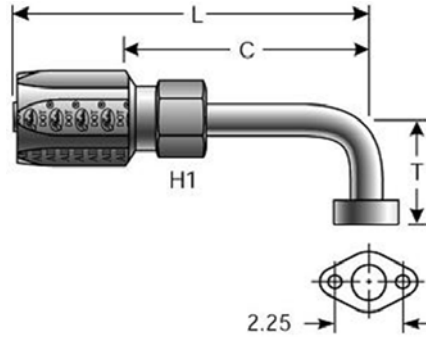
BALL VALVES

ACCESSORIES

EQUIPMENT AND PARTS

Special Flange - 90° - Engine Oil Connection (Code 61 2 Bolt) - Steel

DOT FMVSS Type A1 (No mandrel required).



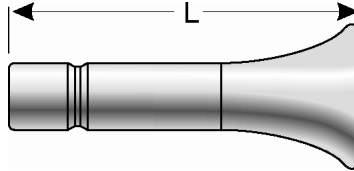
Descr.	Prod. No.	⌀		H1	T		L		C		Weight (Lbs.)
		"	mm		"	mm	"	mm	"	mm	
20C5E-20RFL90S	7235-20355	1 1/8	28.6	1 9/16	2.50	63.5	4.95	125.7	3.82	97.0	1.81

HOSE
HOSE/CPLG. SELECTION
G8K COUPLINGS
GLOBALSPIRAL COUPLINGS
PCM / PCS FERRULES
MEGACRIMP COUPLINGS
STAINLESS STEEL
POWER CRIMP COUPLINGS
LOC. GL AND GLP COUPLINGS
POLARSEAL COUPLINGS
POLARSEAL II COUPLINGS
C14 COUPLINGS
PCTS THERMOPLASTIC COUPLINGS
FIELD ATTACHABLE G1 & G2 COUPLINGS
FIELD ATTACHABLE C5 & C5E COUPLINGS
SURELOK AIR BRAKE COUPLINGS
ADAPTERS
QUICK DISCONNECT COUPLERS
LIVE SWIVEL
BALL VALVES
ACCESSORIES
EQUIPMENT AND PARTS

Air Brake Plugs

Recommended For: Compressed air as a connector on all air brake systems at locations other than between chassis frame and axle or between towed and towing vehicle. Also as a connector on all air operated systems as applicable to suspension, steering, engine, transmission and auxiliary mechanisms. Fittings and tubing comply to D.O.T. FMVSS 106, mandatory requirements for inch tube fittings in U.S.A., Society for Automotive Engineers (SAE J1131, inch tube and fittings) and meets DIN 74324 and German TUV requirements (metric tube and fittings).

Temperature Range: -40°F to +200°F (-40°C to +100°C).



Descr.	Prod. No.	∅	L		Weight (Lbs.)
		"	"	mm	
2.5AB-PLUG	7250-14535	5/32	1.04	26.4	.01
4AB-PLUG	7250-14505	1/4	1.12	28.5	.01
6AB-PLUG	7250-14515	3/8	1.34	34.0	.01
8AB-PLUG	7250-14525	1/2	1.48	37.6	.01

Air Brake Cartridge



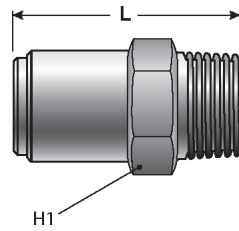
Descr.	Prod. No.	∅	Weight (Lbs.)
		"	
3CARTRIDGE-AB	7250-00705	3/16	.10
4CARTRIDGE-AB	7250-00715	1/4	.02
6CARTRIDGE-AB	7250-00725	3/8	.04
8CARTRIDGE-AB	7250-00735	1/2	.06
10CARTRIDGE-AB	7250-00745	5/8	.08
12CARTRIDGE-AB	7250-00755	3/4	.12
25CARTRIDGE-AB	7250-00765	5/32	.02

- HOSE
- HOSE/CPLG. SELECTION
- G8K COUPLINGS
- GLOBALSPIRAL COUPLINGS
- PCM / PCS FERRULES
- MEGACRIMP COUPLINGS
- STAINLESS STEEL
- POWER CRIMP COUPLINGS
- LOC. GL AND GLP COUPLINGS
- POLARSEAL COUPLINGS
- POLARSEAL II COUPLINGS
- C14 COUPLINGS
- PCTS THERMOPLASTIC COUPLINGS
- FIELD ATTACHABLE G1 & G2 COUPLINGS
- FIELD ATTACHABLE C5 & C5E COUPLINGS
- SURELOK AIR BRAKE COUPLINGS**
- ADAPTERS
- QUICK DISCONNECT COUPLERS
- LIVE SWIVEL
- BALL VALVES
- ACCESSORIES
- EQUIPMENT AND PARTS

SureLok™ Air Brake Couplings

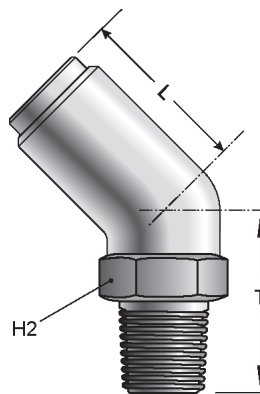
HOSE
HOSE/CPLG. SELECTION
G8K COUPLINGS
GLOBALSPIRAL COUPLINGS
PCM / PCS FERRULES
MEGACRIMP COUPLINGS
STAINLESS STEEL
POWER CRIMP COUPLINGS
LOC, GL AND GLP COUPLINGS
POLARSEAL COUPLINGS
POLARSEAL II COUPLINGS
C14 COUPLINGS
PCTS THERMOPLASTIC COUPLINGS
FIELD ATTACHABLE G1 & G2 COUPLINGS
FIELD ATTACHABLE C5 & C5E COUPLINGS
SURELOK AIR BRAKE COUPLINGS
ADAPTERS
QUICK DISCONNECT COUPLERS
LIVE SWIVEL
BALL VALVES
ACCESSORIES
EQUIPMENT AND PARTS

Air Brake to Male Pipe





Descr.	Prod. No.	IO		H1	L		Weight (Lbs.)
		"	"	"	"	mm	
2.5AB-1MP	7250-00915	5/32	1/16-32	11/32	.43	10.9	.04
	2.5AB-2MP	7250-00925	5/32	1/8-27	7/16	.89	.10
	2AB-2MP	7250-14545	1/8	1/8-27	7/16	.67	.01
3AB-2MP	7250-00775	3/16	1/8-27	1/2	1.02	25.9	.04
	4AB-1MP	7250-14555	1/4	1/16-32	7/16	.94	.35
	4AB-2MP	7250-00785	1/4	1/8-27	1/2	1.04	.15
4AB-4MP	7250-00795	1/4	1/4-18	9/16	1.17	29.7	.15
	4AB-6MP	7250-00805	1/4	3/8-18	11/16	1.20	.15
	6AB-2MP	7250-00815	3/8	1/8-27	11/16	1.32	.08
6AB-4MP	7250-00825	3/8	1/4-18	11/16	1.48	37.6	.20
	6AB-6MP	7250-00835	3/8	3/8-18	11/16	1.42	.20
	6AB-8MP	7250-00845	3/8	1/2-14	7/8	1.46	.16
8AB-4MP	7250-00855	1/2	1/4-18	7/8	1.68	42.7	.14
	8AB-6MP	7250-00865	1/2	3/8-18	7/8	1.64	.14
	8AB-8MP	7250-00875	1/2	1/2-14	7/8	1.72	.25
10AB-6MP	7250-00885	5/8	3/8-18	11/16	1.87	47.5	.30
	10AB-8MP	7250-00895	5/8	1/2-14	11/16	2.12	.28
	12AB-8MP	7250-14565	3/4	1/2-14	13/16	2.11	.32
12AB-12MP	7250-00905	3/4	3/4-14	1 1/16	2.21	56.1	.36

Air Brake to Male Pipe - 45°

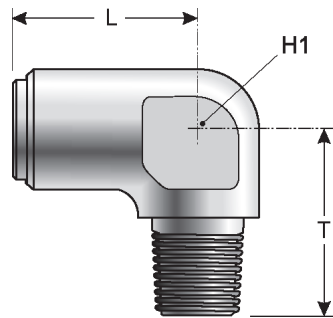




Descr.	Prod. No.	IO		H2	T		L		Weight (Lbs.)
		"	"	"	"	mm	"	mm	
4AB-2MP45	7250-00935	1/4	1/8-27	14.30	.81	20.6	1.68	42.7	.15
4AB-4MP45	7250-00945	1/4	1/4-18	14.30	.98	24.9	1.87	47.5	.08
6AB-2MP45	7250-00955	3/8	1/8-27	19	.93	23.6	1.95	49.5	.10
6AB-4MP45	7250-00965	3/8	1/4-18	19	1.10	27.9	2.16	54.9	.12
6AB-6MP45	7250-00975	3/8	3/8-18	19	1.12	28.5	2.22	56.4	.12

Air Brake to Male Pipe - 45° - Continued

Descr.	Prod. No.			H2	T		L		Weight (Lbs.)
		"	"		"	mm	"	mm	
6AB-8MP45	7250-00985	3/8	1/2-14	22	1.30	33.0	2.44	62.0	.20
8AB-4MP45	7250-00995	1/2	1/4-18	22	1.10	27.9	2.32	58.9	.16
8AB-6MP45	7250-01005	1/2	3/8-18	22	1.12	28.5	2.38	60.5	.16
8AB-8MP45	7250-01015	1/2	1/2-14	22	1.30	33.0	2.60	66.0	.18
10AB-6MP45	7250-01025	5/8	3/8-18	27	1.02	25.9	2.48	63.0	.30
10AB-8MP45	7250-01035	5/8	1/2-14	27	1.22	31.0	2.68	68.1	.30
12AB-8MP45	7250-14575	3/4	1/2-14	25.40	1.30	33.0	2.82	71.6	.36
12AB-12MP45	7250-01045	3/4	3/4-14	27	1.91	48.5	3.92	99.6	.42

Air Brake to Male Pipe - 90°

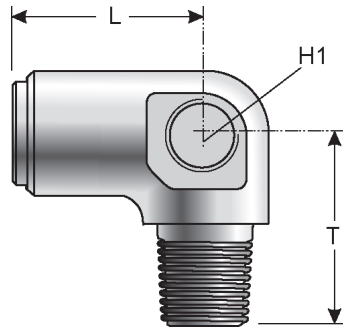


Descr.	Prod. No.			H1	T		L		Weight (Lbs.)
		"	"		mm	"	mm	"	
2.5AB-2MP90	7250-01195	5/32	1/8-27	7	1.00	25.4	.87	22.1	.04
2AB-2MP90	7250-14585	1/8	1/8-27	7	.66	16.8	.67	17.0	.04
3AB-2MP90	7250-01055	3/16	1/8-27	12	.75	19.1	.81	20.6	.06
4AB-2MP90	7250-01065	1/4	1/8-27	14	.79	20.1	.81	20.6	.15
4AB-4MP90	7250-01075	1/4	1/4-18	18	1.02	25.9	.87	22.1	.10
4AB-6MP90	7250-01085	1/4	3/8-18	22	1.10	27.9	.94	23.9	.15
4AB-8MP90	7250-14595	1/4	1/2-14	24	1.38	35.1	.96	24.4	.18
6AB-2MP90	7250-01095	3/8	1/8-27	18	.87	22.1	1.08	27.4	.10
6AB-4MP90	7250-01105	3/8	1/4-18	18	1.02	25.9	1.06	26.9	.20
6AB-6MP90	7250-01115	3/8	3/8-18	22	1.10	27.9	1.14	29.0	.20
6AB-8MP90	7250-01125	3/8	1/2-14	24	1.38	35.1	1.14	29.0	.20
8AB-4MP90	7250-01135	1/2	1/4-18	22	1.14	29.0	1.22	31.0	.16
8AB-6MP90	7250-01145	1/2	3/8-18	22	1.14	29.0	1.26	32.0	.16
8AB-8MP90	7250-01155	1/2	1/2-14	24	1.38	35.1	1.28	32.5	.20
10AB-6MP90	7250-01165	5/8	3/8-18	22	1.22	31.0	1.44	36.9	.30
10AB-8MP90	7250-01175	5/8	1/2-14	30	1.42	36.1	1.54	39.1	.30
12AB-8MP90	7250-14605	3/4	1/2-14	24	1.48	37.6	1.52	38.6	.32
12AB-12MP90	7250-14615	3/4	3/4-14	27	2.00	50.8	2.15	54.6	.54
25AB-1MP90	7250-01185	5/32	1/16-32	7	1.00	25.4	1.00	25.4	.04

HOSE
HOSE/CPLG. SELECTION
G8K COUPLINGS
GLOBALSPIRAL COUPLINGS
PCM / PCS FERRULES
MEGACRIMP COUPLINGS
STAINLESS STEEL
POWER CRIMP COUPLINGS
LOC. GL AND GLP COUPLINGS
POLARSEAL COUPLINGS
POLARSEAL II COUPLINGS
C14 COUPLINGS
PCTS THERMOPLASTIC COUPLINGS
FIELD ATTACHABLE G1 & G2 COUPLINGS
FIELD ATTACHABLE C5 & C5E COUPLINGS
SURELOK AIR BRAKE COUPLINGS
ADAPTERS
QUICK DISCONNECT COUPLERS
LIVE SWIVEL
BALL VALVES
ACCESSORIES
EQUIPMENT AND PARTS

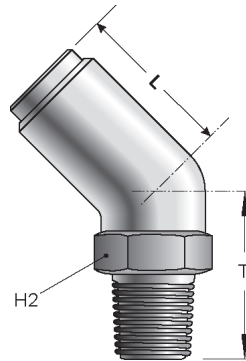
SureLok™ Air Brake Couplings

Air Brake to Male Pipe - 90° with Port



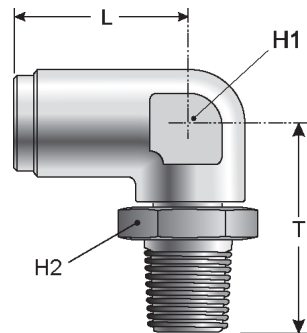
Descr.	Prod. No.			H1	T		L		Weight (Lbs.)
		"	"	mm	"	mm	"	mm	
6AB-4MP-2PT90	7250-14625	3/8	1/4-18	22	1.10	27.9	1.20	30.5	.24
6AB-6MP-2PT90	7250-14635	3/8	3/8-18	22	1.10	27.9	1.12	28.5	.24
8AB-6MP-2PT90	7250-14645	1/2	3/8-18	22	1.14	29.0	1.26	32.0	.22
8AB-8MP-4PORT90	7250-14655	1/2	1/2-14	24	1.38	35.1	1.28	32.5	.34
12AB-12MP-4PORT90	7250-14665	3/4	3/4-14	24	1.48	37.6	1.52	38.6	.40

Air Brake to Male Pipe Swivel - 45°



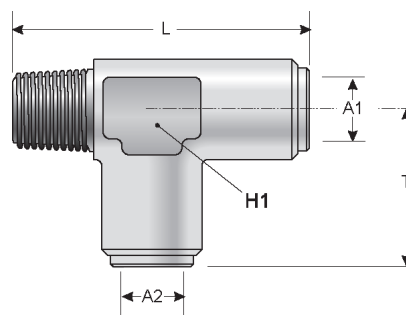
Descr.	Prod. No.			H2	T		L		Weight (Lbs.)
		"	"	"	"	mm	"	mm	
4AB-2MPX45	7250-01205	1/4	1/8-27	7/16	1.06	26.9	.74	18.8	.08
4AB-4MPX45	7250-01215	1/4	1/4-18	9/16	1.11	28.2	.77	19.6	.08
6AB-4MPX45	7250-01225	3/8	1/4-18	11/16	1.26	32.0	1.05	26.7	.16
8AB-8MPX45	7250-01255	1/2	1/2-14	7/8	1.62	41.2	1.25	31.8	.36
10AB-8MPX45	7250-14695	5/8	1/2-14	7/8	1.42	36.1	1.51	38.4	.45

Air Brake to Male Pipe Swivel - 90°



Descr.	Prod. No.			H1	H2	T		L		Weight (Lbs.)
		"	"	mm	mm	"	mm	"	mm	
2.5AB-2MPX90	7250-14725	5/32	1/8-27	7	11	.91	23.1	.83	21.1	.04
4AB-2MPX90	7250-01265	1/4	1/8-27	14	11	.91	23.1	.83	21.1	.06
4AB-4MPX90	7250-01275	1/4	1/4-18	18	14	1.12	28.5	.83	21.1	.10
4AB-6MPX90	7250-01285	1/4	3/8-18	22	19	1.25	31.8	.85	21.6	.15
6AB-2MPX90	7250-01295	3/8	1/8-27	18	14	1.05	26.7	1.07	27.2	.14
6AB-4MPX90	7250-01305	3/8	1/4-18	18	19	1.29	32.8	1.07	27.2	.20
6AB-6MPX90	7250-01315	3/8	3/8-18	22	19	1.24	31.5	1.07	27.2	.06
6AB-8MPX90	7250-01325	3/8	1/2-14	24	22	1.44	36.6	1.07	27.2	.22
8AB-4MPX90	7250-01335	1/2	1/4-18	22	22	1.27	32.3	1.27	32.3	.25
8AB-6MPX90	7250-01345	1/2	3/8-18	22	22	1.42	36.1	1.27	32.3	.25
8AB-8MPX90	7250-01355	1/2	1/2-14	24	22	1.62	41.2	1.27	32.3	.30
10AB-6MPX90	7250-01365	5/8	3/8-18	30	22	1.48	37.6	1.54	39.1	.26
10AB-8MPX90	7250-01375	5/8	1/2-14	30	22	1.48	37.6	1.54	39.1	.48
12AB-8MPX90	7250-14705	3/4	1/2-14	24	22	1.53	38.9	1.55	39.4	.58


Air Brake Run Tee to Male Pipe



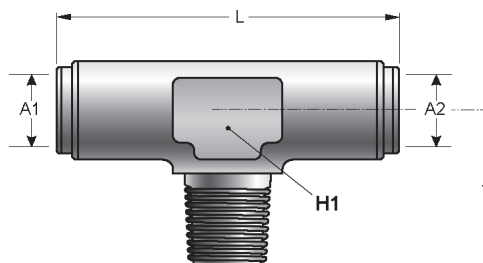
Descr.	Prod. No.	A1	A2		H1	T		L		Weight (Lbs.)
		"	"	"	mm	"	mm	"	mm	
2MP-4AB-4AB	7250-01385	1/4	1/4	1/8-18	14	.89	22.6	1.67	42.4	.12
4MP-4AB-4AB	7250-01395	1/4	1/4	1/4-18	18	.89	22.6	1.85	47.0	.18
4MP-4AB-6AB	7250-14775	1/4	3/8	1/4-18	18	1.08	27.4	1.85	47.0	.20
4MP-6AB-4AB	7250-14805	3/8	1/4	1/4-18	18	.93	23.6	2.05	52.1	.20
4MP-6AB-6AB	7250-14745	1/4	3/8	1/4-18	18	1.08	27.4	2.05	52.1	.20
6MP-4AB-4AB	7250-01405	1/4	1/4	3/8-18	22	.93	23.6	2.03	51.6	.30
6MP-4AB-6AB	7250-14785	1/4	3/8	3/8-18	22	1.14	29.0	2.03	51.6	.32
6MP-6AB-4AB	7250-14815	3/8	1/4	3/8-18	22	.93	23.6	2.24	56.9	.30
6MP-6AB-6AB	7250-01415	3/8	3/8	3/8-18	22	1.14	29.0	2.24	56.9	.32


- HOSE
- HOSE/CPLG. SELECTION
- G8K COUPLINGS
- GLOBALSPIRAL COUPLINGS
- PCM / PCS FERRULES
- MEGACRIMP COUPLINGS
- STAINLESS STEEL
- POWER CRIMP COUPLINGS
- LOC. GL AND GLP COUPLINGS
- POLARSEAL COUPLINGS
- POLARSEAL II COUPLINGS
- C14 COUPLINGS
- PCTS THERMOPLASTIC COUPLINGS
- FIELD ATTACHABLE G1 & G2 COUPLINGS
- FIELD ATTACHABLE C5 & C5E COUPLINGS
- SURELOK AIR BRAKE COUPLINGS
- ADAPTERS
- QUICK DISCONNECT COUPLERS
- LIVE SWIVEL
- BALL VALVES
- ACCESSORIES
- EQUIPMENT AND PARTS

Air Brake Run Tee to Male Pipe - Continued

Descr.	Prod. No.	A1	A2		H1	T		L		Weight (Lbs.)
		"	"	"	mm	"	mm	"	mm	
6MP-6AB-8AB	7250-14795	3/8	1/2	3/8-18	22	1.30	33.0	2.36	59.9	.38
6MP-8AB-6AB	7250-14825	1/2	3/8	3/8-18	22	1.22	31.0	2.44	62.0	.38
6MP-8AB-8AB	7250-01425	1/2	1/2	3/8-18	22	1.30	33.0	2.44	62.0	.36
8MP-6AB-6AB	7250-14755	3/8	3/8	1/2-14	24	1.22	31.0	2.64	67.1	.46


Air Brake Branch Tee to Male Pipe



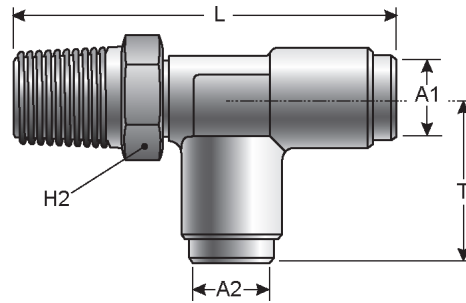
Descr.	Prod. No.	A1	A2		H1	T		L		Weight (Lbs.)
		"	"	"	mm	"	mm	"	mm	
3AB-3AB-2MP	7250-01435	3/16	3/16	1/8-27	14	.79	20.1	1.69	42.9	.06
4AB-4AB-2MP	7250-01445	1/4	1/4	1/8-27	14	.79	20.1	1.69	42.9	.12
4AB-4AB-4MP	7250-01455	1/4	1/4	1/4-18	18	.96	24.4	1.77	45.0	.18
4AB-4AB-6MP	7250-14835	1/4	1/4	3/8-18	22	1.10	27.9	1.93	49.0	.30
6AB-4AB-4MP	7250-14845	3/8	1/4	1/4-18	18	.96	24.4	1.97	50.0	.20
6AB-6AB-4MP	7250-01465	3/8	3/8	1/4-18	18	.96	24.4	2.17	55.1	.18
6AB-6AB-6MP	7250-01475	3/8	3/8	3/8-18	22	1.10	27.9	2.28	57.9	.32
8AB-6AB-8MP	7250-14865	1/2	3/8	1/2-14	22	1.22	31.0	2.48	63.0	.46
8AB-8AB-4MP	7250-01485	1/2	1/2	1/4-18	22	1.14	29.0	2.44	62.0	.32
8AB-8AB-6MP	7250-01495	1/2	1/2	3/8-18	22	1.14	29.0	2.60	66.0	.36
8AB-8AB-8MP	7250-01505	1/2	1/2	1/2-14	24	1.42	36.1	2.68	68.1	.46
10AB-8AB-8MP	7250-14885	5/8	1/2	1/2-14	30	1.46	37.1	2.78	70.6	.08


Air Brake Branch Y to Male Pipe



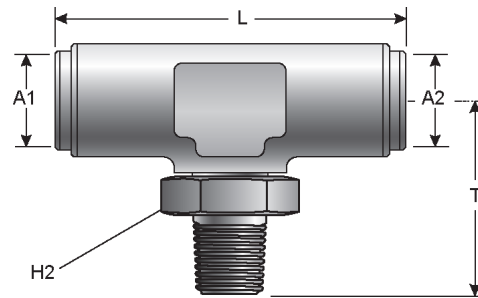
Descr.	Prod. No.	A1	A2		H2	T		L		Weight (Lbs.)
		"	"	"	mm	"	mm	"	mm	
6AB-6AB-6MP90	7250-14895	3/8	3/8	3/8-18	22	1.34	34.0	1.18	30.0	.38
8AB-8AB-6MP90	7250-14905	1/2	1/2	3/8-18	20	1.34	34.0	1.30	33.0	.36


Air Brake Run Tee to Male Pipe Swivel



Descr.	Prod. No.	A1	A2		H2	T		L		Weight (Lbs.)
		"	"	"	mm	"	mm	"	mm	
2MPX-4AB-4AB	7250-01515	1/4	1/4	1/8-27	11	.83	21.1	1.75	44.5	.08
4MPX-4AB-4AB	7250-01525	1/4	1/4	1/4-18	14	.83	21.1	1.95	49.5	.12
4MPX-6AB-6AB	7250-14925	3/8	3/8	1/4-18	19	1.07	27.2	2.36	59.9	.20
6MPX-6AB-6AB	7250-01545	3/8	3/8	3/8-18	19	1.07	27.2	2.32	58.9	.20
6MPX-8AB-8AB	7250-01555	1/2	1/2	3/8-18	22	1.27	32.3	2.69	68.3	.32
8MPX-8AB-8AB	7250-01565	1/2	1/2	1/2-14	22	1.27	32.3	2.89	73.4	.36

Air Brake Branch Tee to Male Pipe Swivel

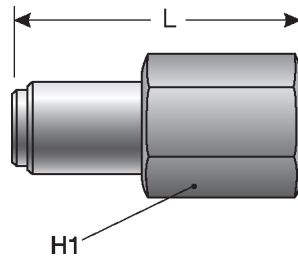


Descr.	Prod. No.	A1	A2		H2	T		L		Weight (Lbs.)
		"	"	"	mm	"	mm	"	mm	
3AB-3AB-2MPX	7250-14935	3/16	3/16	1/8-27	11	.89	22.6	1.57	39.9	.08
4AB-4AB-2MPX	7250-01575	1/4	1/4	1/8-27	11	.91	23.1	1.67	42.4	.08
4AB-4AB-4MPX	7250-01585	1/4	1/4	1/4-18	14	1.12	28.5	1.67	42.4	.15
6AB-6AB-2MPX	7250-14945	3/8	3/8	1/8-27	14	1.09	27.7	1.92	48.8	.18
6AB-6AB-4MPX	7250-01595	3/8	3/8	1/4-18	19	1.29	32.8	2.17	55.1	.22
6AB-6AB-6MPX	7250-14955	3/8	3/8	3/8-18	19	1.24	31.5	2.17	55.1	.20
8AB-8AB-4MPX	7250-01605	1/2	1/2	1/4-18	22	1.39	35.3	2.56	65.0	.32
8AB-8AB-6MPX	7250-01615	1/2	1/2	3/8-18	22	1.42	36.1	2.56	65.0	.32
8AB-8AB-8MPX	7250-14965	1/2	1/2	1/2-14	22	1.62	41.2	2.56	65.0	.36

- HOSE
- HOSE/CPLG. SELECTION
- G8K COUPLINGS
- GLOBALSPIRAL COUPLINGS
- PCM / PCS FERRULES
- MEGACRIMP COUPLINGS
- STAINLESS STEEL
- POWER CRIMP COUPLINGS
- LOC. GL AND GLP COUPLINGS
- POLARSEAL COUPLINGS
- POLARSEAL II COUPLINGS
- C14 COUPLINGS
- PCTS THERMOPLASTIC COUPLINGS
- FIELD ATTACHABLE G1 & G2 COUPLINGS
- FIELD ATTACHABLE C5 & C5E COUPLINGS
- SURELOK AIR BRAKE COUPLINGS**
- ADAPTERS
- QUICK DISCONNECT COUPLERS
- LIVE SWIVEL
- BALL VALVES
- ACCESSORIES
- EQUIPMENT AND PARTS

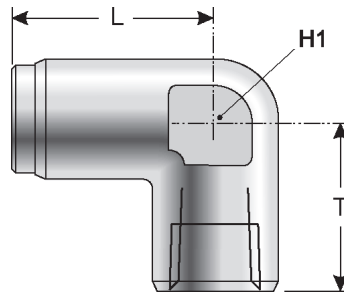
HOSE
HOSE/CPLG. SELECTION
G8K COUPLINGS
GLOBALSPIRAL COUPLINGS
PCM / PCS FERRULES
MEGACRIMP COUPLINGS
STAINLESS STEEL
POWER CRIMP COUPLINGS
LOC, GL AND GLP COUPLINGS
POLARSEAL COUPLINGS
POLARSEAL II COUPLINGS
C14 COUPLINGS
PCTS THERMOPLASTIC COUPLINGS
FIELD ATTACHABLE G1 & G2 COUPLINGS
FIELD ATTACHABLE C5 & C5E COUPLINGS
SURELOK AIR BRAKE COUPLINGS
ADAPTERS
QUICK DISCONNECT COUPLERS
LIVE SWIVEL
BALL VALVES
ACCESSORIES
EQUIPMENT AND PARTS

Air Brake to Female Pipe



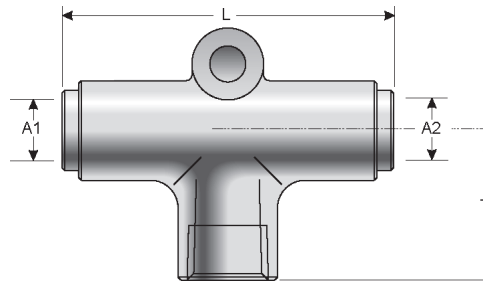
Descr.	Prod. No.			H1	L		Weight (Lbs.)
		"	"	"	"	mm	
2.5AB-2FP	7250-14975	5/32	1/8-27	9/16	1.18	30.0	.04
4AB-2FP	7250-01625	1/4	1/8-27	9/16	1.31	33.3	.06
4AB-4FP	7250-01635	1/4	1/4-18	11/16	1.59	40.4	.10
6AB-2FP	7250-01645	3/8	1/8-27	9/16	1.74	44.2	.10
6AB-4FP	7250-01655	3/8	1/4-18	11/16	1.74	44.2	.12
6AB-6FP	7250-01665	3/8	3/8-18	7/8	1.78	45.2	.16
8AB-4FP	7250-01675	1/2	1/4-18	11/16	2.00	50.8	.14
8AB-8FP	7250-01695	1/2	1/2-14	11/16	2.11	53.6	.32


Air Brake to Female Pipe - 90°



Descr.	Prod. No.			H1	T	L		Weight (Lbs.)	
		"	"	mm	"	mm	"		mm
3AB-2FP90	7250-14985	3/16	1/8-27	14	.71	18.0	.87	22.1	.08
4AB-2FP90	7250-01705	1/4	1/8-27	14	.71	18.0	.94	23.9	.08
4AB-4FP90	7250-01715	1/4	1/4-18	18	.79	20.1	1.08	27.4	.14
4AB-6FP90	7250-14995	1/4	3/8-18	18	.79	20.1	1.08	27.4	.22
6AB-2FP90	7250-01725	3/8	1/8-27	13	.79	20.1	1.31	33.3	.20
6AB-4FP90	7250-01735	3/8	1/4-18	18	.79	20.1	1.31	33.3	.14
6AB-6FP90	7250-01745	3/8	3/8-18	22	.79	20.1	1.31	33.3	.22
8AB-4FP90	7250-01755	1/2	1/4-18	18	.94	23.9	1.16	29.5	.22
8AB-6FP90	7250-01765	1/2	3/8-18	22	.94	23.9	1.16	29.5	.22
8AB-8FP90	7250-01775	1/2	1/2-14	16	.94	23.9	1.16	29.5	.56



Air Brake Branch Tee to Female Pipe with Mounting Hole



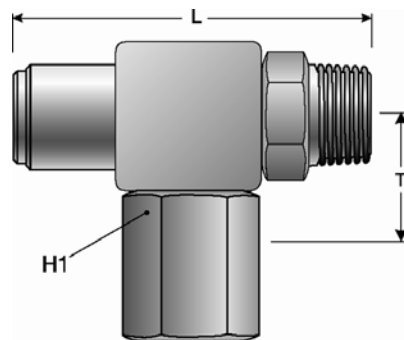
Descr.	Prod. No.	A1	A2		T		L		Weight (Lbs.)
		"	"	"	"	mm	"	mm	
6AB-6AB-4FP	7250-01785	3/8	3/8	1/4-18	1.06	26.9	2.34	59.4	.24



Air Brake to Male Pipe to Female Pipe Split Run Tee - Block Style



Descr.	Prod. No.				H1	T		L		Weight (Lbs.)
		"	"	"	"	"	mm	"	mm	
4MP-6AB-4FP	7250-15015	1/4	1/4-18	1/4-18	18	.96	24.4	2.05	52.1	.18
8MP-8AB-2FP	7250-15045	1/2	1/2-14	1/8-27	24	.96	24.4	2.40	61.0	.32

Air Brake to Male Pipe to Female Pipe Split Run Tee

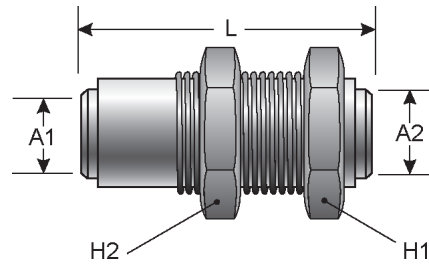



Descr.	Prod. No.				H1	T		L		Weight (Lbs.)
		"	"	"	mm	"	mm	"	mm	
6AB-6MP-4FP	7250-01795	1/2	3/8-18	1/4-18	22	1.14	29.0	2.05	52.1	.22

HOSE
HOSE/CPLG. SELECTION
G8K COUPLINGS
GLOBALSPIRAL COUPLINGS
PCM / PCS FERRULES
MEGACRIMP COUPLINGS
STAINLESS STEEL
POWER CRIMP COUPLINGS
LOC. GL AND GLP COUPLINGS
POLARSEAL COUPLINGS
POLARSEAL II COUPLINGS
C14 COUPLINGS
PCTS THERMOPLASTIC COUPLINGS
FIELD ATTACHABLE G1 & G2 COUPLINGS
FIELD ATTACHABLE C5 & C5E COUPLINGS
SURELOK AIR BRAKE COUPLINGS
ADAPTERS
QUICK DISCONNECT COUPLERS
LIVE SWIVEL
BALL VALVES
ACCESSORIES
EQUIPMENT AND PARTS

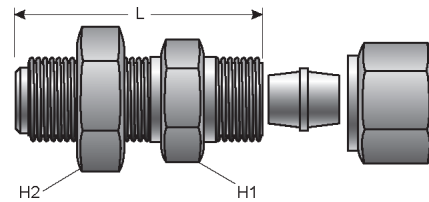
HOSE
HOSE/CPLG. SELECTION
G8K COUPLINGS
GLOBALSPIRAL COUPLINGS
PCM / PCS FERRULES
MEGACRIMP COUPLINGS
STAINLESS STEEL
POWER CRIMP COUPLINGS
LOC, GL AND GLP COUPLINGS
POLARSEAL COUPLINGS
POLARSEAL II COUPLINGS
C14 COUPLINGS
PCTS THERMOPLASTIC COUPLINGS
FIELD ATTACHABLE G1 & G2 COUPLINGS
FIELD ATTACHABLE C5 & C5E COUPLINGS
SURELOK AIR BRAKE COUPLINGS
ADAPTERS
QUICK DISCONNECT COUPLERS
LIVE SWIVEL
BALL VALVES
ACCESSORIES
EQUIPMENT AND PARTS



Air Brake Bulkhead Union



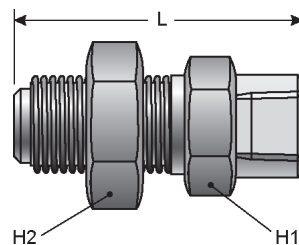
Descr.	Prod. No.	A1	A2		H1	H2	L		Weight (Lbs.)
		"	"	"	"	"	"	mm	
4AB-4AB-BKHD	7250-01805	1/4	1/4	1/4-18	15/16	15/16	1.41	35.8	.14
6AB-6AB-BKHD	7250-01815	3/8	3/8	3/8-18	1 1/8	1 1/8	1.75	44.5	.24
8AB-6AB-BKHD	7250-15055	1/2	3/8	3/8-18	1 1/8	1 1/8	1.89	48.0	.34
8AB-8AB-BKHD	7250-01825	1/2	1/2	1/2-14	1 5/16	1 5/16	2.02	51.3	.34
10AB-10AB-BKHD	7250-01835	5/8	5/8	1/2-14	1 1/2	1 1/2	2.34	59.4	.70



Air Brake to Copper Tubing Industrial Compression Assembly Bulkhead





Descr.	Prod. No.			H1	H2	L		Weight (Lbs.)
		"	"	"	"	"	mm	
4AB-4MFA-BKHD	7250-15065	1/4	1/4	11/16	15/16	.50	12.7	.28
6AB-6MFA-BKHD	7250-15075	3/8	3/8	7/8	7/8	.68	17.3	.42

Air Brake to Female Pipe Bulkhead

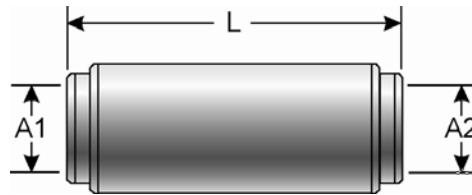


Descr.	Prod. No.			H1	H2	L		Weight (Lbs.)
		"	"	mm	"	"	mm	
4AB-2FP-BKHD	7250-15085	1/4	1/8-27	22	15/16	1.32	33.5	.24
4AB-4FP-BKHD	7250-01845	1/4	1/4-18	22	15/16	1.59	40.4	.20
6AB-4FP-BKHD	7250-15095	3/8	1/4-18	24	1 1/8	2.20	55.9	.30
6AB-6FP-BKHD	7250-01855	3/8	3/8-18	27	1 1/8	2.20	55.9	.30
6AB-8FP-BKHD	7250-15105	3/8	1/2-14	27	1 1/8	2.20	55.9	.38

Air Brake to Female Pipe Bulkhead - Continued

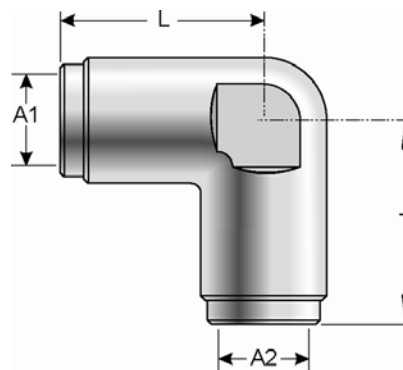
Descr.	Prod. No.			H1	H2	L		Weight (Lbs.)
		"	"	mm	"	"	mm	
8AB-6FP-BKHD	7250-15115	1/2	3/8-18	27	1 5/16	1.89	48.0	.32
8AB-8FP-BKHD	7250-01865	1/2	1/2-14	27	1 5/16	2.64	67.1	.48

Air Brake Union



Descr.	Prod. No.	A1	A2	L		Weight (Lbs.)
		"	"	"	mm	
2.5AB-2.5AB	7250-01915	5/32	5/32	1.18	30.0	.10
2AB-2AB	7250-15135	1/8	1/8	1.15	27.2	.08
3AB-3AB	7250-15145	3/16	3/16	1.36	24.5	.05
4AB-4AB	7250-01875	1/4	1/4	1.40	35.6	.06
6AB-4AB	7250-15155	3/8	1/4	1.71	43.4	.12
6AB-6AB	7250-01885	3/8	3/8	1.74	44.2	.20
8AB-6AB	7250-15165	1/2	3/8	1.91	48.5	.18
8AB-8AB	7250-01895	1/2	1/2	2.01	51.1	.25
10AB-10AB	7250-01905	5/8	5/8	2.42	61.5	.32
12AB-12AB	7250-15175	3/4	3/4	2.48	63.0	.44

Air Brake Union - 90°



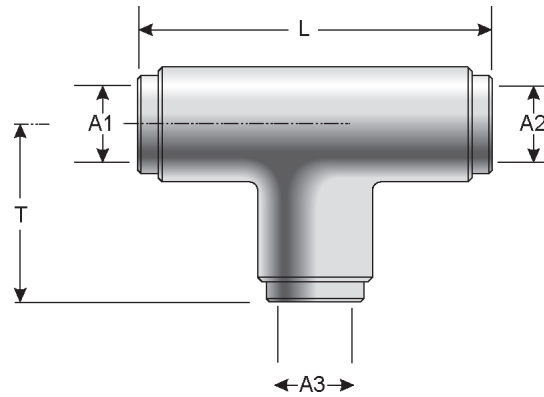
Descr.	Prod. No.	A1	A2	T	L		Weight (Lbs.)	
		"	"	"	mm	mm		
4AB-4AB90	7250-01925	1/4	1/4	.83	21.1	.83	21.1	.08
6AB-6AB90	7250-01935	3/8	3/8	1.07	27.2	1.07	27.2	.14
8AB-8AB90	7250-01945	1/2	1/2	1.26	32.0	1.26	32.0	.20
10AB-10AB90	7250-15185	5/8	5/8	1.48	37.6	1.61	40.9	.50

- HOSE
- HOSE/CPLG. SELECTION
- G8K COUPLINGS
- GLOBALSPIRAL COUPLINGS
- PCM / PCS FERRULES
- MEGACRIMP COUPLINGS
- STAINLESS STEEL
- POWER CRIMP COUPLINGS
- LOC. GL AND GLP COUPLINGS
- POLARSEAL COUPLINGS
- POLARSEAL II COUPLINGS
- C14 COUPLINGS
- PCTS THERMOPLASTIC COUPLINGS
- FIELD ATTACHABLE G1 & G2 COUPLINGS
- FIELD ATTACHABLE C5 & C5E COUPLINGS
- SURELOK AIR BRAKE COUPLINGS**
- ADAPTERS
- QUICK DISCONNECT COUPLERS
- LIVE SWIVEL
- BALL VALVES
- ACCESSORIES
- EQUIPMENT AND PARTS

SureLok™ Air Brake Couplings

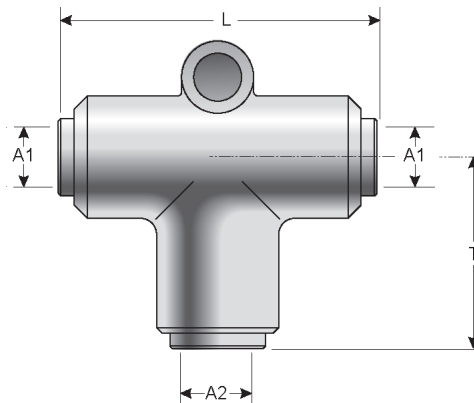
HOSE
HOSE/CPLG. SELECTION
G8K COUPLINGS
GLOBALSPIRAL COUPLINGS
PCM / PCS FERRULES
MEGACRIMP COUPLINGS
STAINLESS STEEL
POWER CRIMP COUPLINGS
LOC, GL AND GLP COUPLINGS
POLARSEAL COUPLINGS
POLARSEAL II COUPLINGS
C14 COUPLINGS
PCTS THERMOPLASTIC COUPLINGS
FIELD ATTACHABLE G1 & G2 COUPLINGS
FIELD ATTACHABLE C5 & C5E COUPLINGS
SURELOK AIR BRAKE COUPLINGS
ADAPTERS
QUICK DISCONNECT COUPLERS
LIVE SWIVEL
BALL VALVES
ACCESSORIES
EQUIPMENT AND PARTS

Air Brake Union - Tee



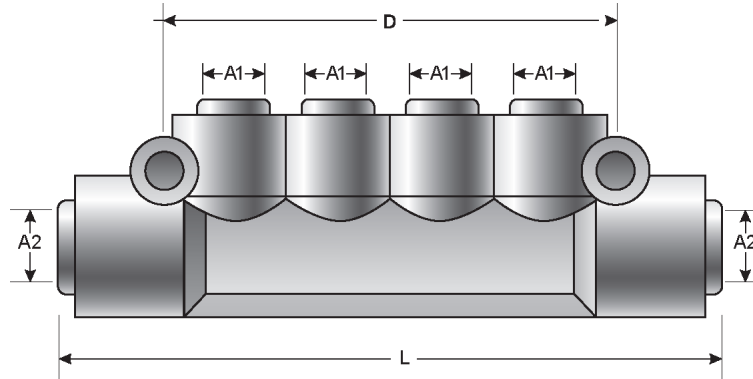
Descr.	Prod. No.	A1	A2	A3	T		L		Weight (Lbs.)
		"	"	"	"	mm	"	mm	
2AB-2AB-2AB	7250-15195	1/8	1/8	1/8	.63	16.0	1.26	32.0	.02
3AB-3AB-3AB	7250-15205	3/16	3/16	3/16	.72	18.3	1.44	36.9	.06
4AB-4AB-4AB	7250-01955	1/4	1/4	1/4	.93	23.6	1.65	41.9	.08
6AB-4AB-4AB	7250-15295	3/8	1/4	1/4	.93	23.6	2.01	51.1	.85
6AB-6AB-4AB	7250-15245	3/8	3/8	1/4	.93	23.6	2.17	55.1	.18
6AB-6AB-6AB	7250-01965	3/8	3/8	3/8	1.07	27.2	2.13	54.1	.18
6AB-6AB-8AB	7250-15255	3/8	3/8	1/2	1.28	32.5	2.36	59.9	.30
8AB-6AB-6AB	7250-15305	1/2	3/8	3/8	1.18	30.0	2.46	62.5	.32
8AB-8AB-4AB	7250-15265	1/2	1/2	1/4	.98	24.9	2.52	64.0	.28
8AB-8AB-6AB	7250-15275	1/2	1/2	3/8	1.22	31.0	2.44	62.0	.30
8AB-8AB-8AB	7250-01975	1/2	1/2	1/2	1.26	32.0	2.53	64.3	.28
10AB-8AB-10AB	7250-15285	5/8	1/2	5/8	1.56	39.6	3.01	76.5	.68
10AB-10AB-10AB	7250-15215	5/8	5/8	5/8	1.54	39.1	3.07	78.0	.66
12AB-12AB-12AB	7250-15225	3/4	3/4	3/4	1.56	39.6	3.12	79.3	.78

Air Brake Union - Tee with Mounting Hole



Descr.	Prod. No.	A1	A2	T		L		Weight (Lbs.)
		"	"	"	mm	"	mm	
6AB-6AB-8ABMH	7250-15315	3/8	3/8	1.42	36.1	2.36	59.9	.48

6-Port Manifold



Descr.	Prod. No.	A1	A2	D Mounting Hole Length		L		Weight (Lbs.)
		"	"	"	mm	"	mm	
6AB-4MANIFOLD	7250-15325	1/4	3/8	2.76	70.10	4.10	104.1	.20

Coiled Nylon Air Brake Tubing Assemblies

Recommended For: Truck air brake lines from back of cab to trailer. Conforms to SAE J844 specifications. Meets D.O.T. FMVSS 106. 12" Leads.

Tube: Heat and light stabilized seamless extruded Nylon 11.

Reinforcement: One open ply of fibrous nylon.

Cover: Heat and light stabilized seamless extruded nylon.

Temperature Range: -40°F to +200°F



Descr.	Prod. No.				Weight (Lbs.)
		"	"	"	
8CABHX12*	7250-18655	1/2	150	600	2.95
8CABHX15	7250-18665	1/2	150	600	2.75

*Program purpose

NOTE: Program purpose

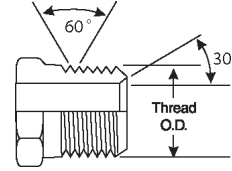
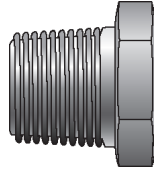
- HOSE
- HOSE/CPLG. SELECTION
- G8K COUPLINGS
- GLOBALSPIRAL COUPLINGS
- PCM / PCS FERRULES
- MEGACRIMP COUPLINGS
- STAINLESS STEEL
- POWER CRIMP COUPLINGS
- LOC. GL AND GLP COUPLINGS
- POLARSEAL COUPLINGS
- POLARSEAL II COUPLINGS
- C14 COUPLINGS
- PCTS THERMOPLASTIC COUPLINGS
- FIELD ATTACHABLE G1 & G2 COUPLINGS
- FIELD ATTACHABLE C5 & C5E COUPLINGS
- SURELOK AIR BRAKE COUPLINGS**
- ADAPTERS
- QUICK DISCONNECT COUPLERS
- LIVE SWIVEL
- BALL VALVES
- ACCESSORIES
- EQUIPMENT AND PARTS



NOTES

Male Pipe NPTF Plug

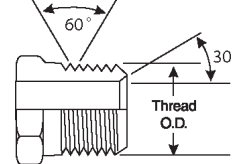
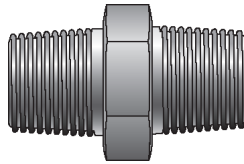
For use up to SAE 100R2 maximum working pressure.



Descr.	Prod. No.			Weight (Lbs.)
		"		
2MP-PLUG	7259-22815	1/8-27		.04
4MP-PLUG	7259-22825	1/4-18		.04
6MP-PLUG	7259-22835	3/8-18		.10
8MP-PLUG	7259-22845	1/2-14		.18
12MP-PLUG	7259-22855	3/4-14		.33
16MP-PLUG	7259-22865	1-11 1/2		.55
20MP-PLUG	7259-22875	1 1/4-11 1/2		.92
24MP-PLUG	7259-24395	1 1/2-11 1/2		1.59
32MP-PLUG	7259-32765	2-11 1/2		2.84

Male Pipe NPTF to Male Pipe NPTF

For use up to SAE 100R2 maximum working pressure.



Descr.	Prod. No.			Weight (Lbs.)
		"		
2MP-2MP	7259-23695	1/8-27	1/8-27	.02
4MP-2MP	7259-23705	1/4-18	1/8-27	.05
4MP-4MP	7259-23715	1/4-18	1/4-18	.10
6MP-4MP	7259-23725	3/8-18	1/4-18	.10
6MP-6MP	7259-23735	3/8-18	3/8-18	.09
8MP-4MP	7259-23745	1/2-14	1/4-18	.14
8MP-6MP	7259-23755	1/2-14	3/8-18	.13
8MP-8MP	7259-23765	1/2-14	1/2-14	.15
12MP-4MP	7259-07405	3/4-14	1/4-18	.22
12MP-6MP	7259-06395	3/4-14	3/8-18	.22
12MP-8MP	7259-23775	3/4-14	1/2-14	.28
12MP-12MP	7259-23785	3/4-14	3/4-14	.28
16MP-6MP	7259-07325	1-11 1/2	3/8-18	.28
16MP-8MP	7259-06235	1-11 1/2	1/2-14	.50
16MP-12MP	7259-23795	1-11 1/2	3/4-14	.36
16MP-16MP	7259-23805	1-11 1/2	1-11 1/2	.50
20MP-12MP	7259-08015	1 1/4-11 1/2	3/4-14	.57
20MP-16MP	7259-05875	1 1/4-11 1/2	1-11 1/2	.61
20MP-20MP	7259-23815	1 1/4-11 1/2	1 1/4-11 1/2	.62
24MP-12MP	7259-08545	1 1/2-11 1/2	3/4-14	.73
24MP-16MP	7259-08025	1 1/2-11 1/2	1-11 1/2	.73
24MP-20MP	7259-08125	1 1/2-11 1/2	1 1/4-11 1/2	1.32
24MP-24MP	7259-23825	1 1/2-11 1/2	1 1/2-11 1/2	.99

- HOSE
- HOSE/CPLG. SELECTION
- G8K COUPLINGS
- GLOBAL SPIRAL COUPLINGS
- PCM / PCS FERRULES
- MEGACRIMP COUPLINGS
- STAINLESS STEEL
- POWER CRIMP COUPLINGS
- LOC. GL AND GLP COUPLINGS
- POLARSEAL COUPLINGS
- POLARSEAL II COUPLINGS
- C14 COUPLINGS
- PCTS THERMOPLASTIC COUPLINGS
- FIELD ATTACHABLE G1 & G2 COUPLINGS
- FIELD ATTACHABLE C5 & C5E COUPLINGS
- SURELOK AIR BRAKE COUPLINGS
- ADAPTERS
- QUICK DISCONNECT COUPLERS
- LIVE SWIVEL
- BALL VALVES
- ACCESSORIES
- EQUIPMENT AND PARTS

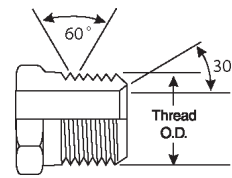

HOSE
HOSE/CPLG. SELECTION
G8K COUPLINGS
GLOBALSPIRAL COUPLINGS
PCM / PCS FERRULES
MEGACRIMP COUPLINGS
STAINLESS STEEL
POWER CRIMP COUPLINGS
LOC, GL AND GLP COUPLINGS
POLARSEAL COUPLINGS
POLARSEAL II COUPLINGS
C14 COUPLINGS
PCTS THERMOPLASTIC COUPLINGS
FIELD ATTACHABLE G1 & G2 COUPLINGS
FIELD ATTACHABLE C5 & C5E COUPLINGS
SURELOK AIR BRAKE COUPLINGS
ADAPTERS
QUICK DISCONNECT COUPLERS
LIVE SWIVEL
BALL VALVES
ACCESSORIES
EQUIPMENT AND PARTS

Male Pipe NPTF to Male Pipe NPTF - Continued

Descr.	Prod. No.			Weight (Lbs.)
		"	"	
32MP-24MP	7259-08555	2-11 1/2	1 1/2-11 1/2	1.59
32MP-32MP	7259-23835	2-11 1/2	2-11 1/2	1.26

Male Pipe NPTF to Male Pipe NPTF - 90°

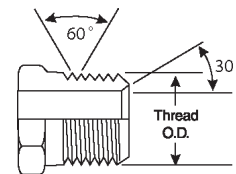
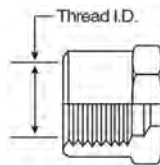
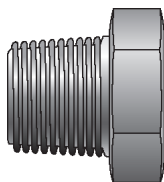
For use up to SAE 100R2 maximum working pressure.



Descr.	Prod. No.			Weight (Lbs.)
		"	"	
2MP-2MP90	7259-25205	1/8-27	1/8-27	.06
4MP-4MP90	7259-25215	1/4-18	1/4-18	.10
6MP-4MP90	7259-70755	3/8-18	1/4-18	.17
6MP-6MP90	7259-25225	3/8-18	3/8-18	.18
8MP-4MP90	7259-08565	1/2-14	1/4-18	.26
8MP-6MP90	7259-70855	1/2-14	3/8-18	.26
8MP-8MP90	7259-25235	1/2-14	1/2-14	.28
12MP-8MP90	7259-05725	3/4-14	1/2-14	.43
12MP-12MP90	7259-25245	3/4-14	3/4-14	.46
16MP-12MP90	7259-09835	1-11 1/2	3/4-14	.73
16MP-16MP90	7259-25255	1-11 1/2	1-11 1/2	1.15
20MP-20MP90	7259-08575	1 1/4-11 1/2	1 1/4-11 1/2	1.26
24MP-24MP90	7259-07155	1 1/2-11 1/2	1 1/2-11 1/2	3.85


Male Pipe NPTF to Female Pipe NPTF Reducer Bushing - Short

For use up to SAE 100R2 maximum working pressure.



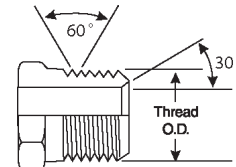
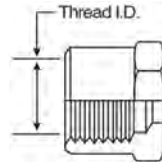
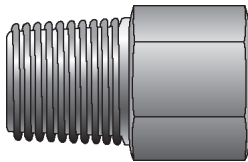
Descr.	Prod. No.			Weight (Lbs.)
		"	"	
4MP-2FPS	7259-22595	1/4-18	1/8-27	.04
6MP-2FPS	7259-22605	3/8-18	1/8-27	.07
6MP-4FPS	7259-22615	3/8-18	1/4-18	.07
8MP-2FPS	7259-05815	1/2-14	1/8-27	.12
8MP-4FPS	7259-22635	1/2-14	1/4-18	.10
8MP-6FPS	7259-22645	1/2-14	3/8-18	.10
12MP-2FPS	7259-07335	3/4-14	1/8-27	.20


Male Pipe NPTF to Female Pipe NPTF Reducer Bushing - Short - Continued

Descr.	Prod. No.			Weight (Lbs.)
		"	"	
12MP-4FPS	7259-22665	3/4-14	1/4-18	.70
12MP-6FPS	7259-22675	3/4-14	3/8-18	.21
12MP-8FPS	7259-22685	3/4-14	1/2-14	.16
16MP-2FPS	7259-08585	1-11 1/2	1/8-27	.36
16MP-4FPS	7259-05355	1-11 1/2	1/4-18	.39
16MP-6FPS	7259-06665	1-11 1/2	3/8-18	.33
16MP-8FPS	7259-22725	1-11 1/2	1/2-14	.31
16MP-12FPS	7259-22735	1-11 1/2	3/4-14	.32
20MP-4FPS	7259-07475	1 1/4-11 1/2	1/4-18	.64
20MP-8FPS	7259-05525	1 1/4-11 1/2	1/2-14	.57
20MP-12FPS	7259-22755	1 1/4-11 1/2	3/4-14	.57
20MP-16FPS	7259-22765	1 1/4-11 1/2	1-11 1/2	.45
24MP-12FPS	7259-22785	1 1/2-11 1/2	3/4-14	.77
24MP-16FPS	7259-22795	1 1/2-11 1/2	1-11 1/2	.69
24MP-20FPS	7259-22805	1 1/2-11 1/2	1 1/4-11 1/2	.45
32MP-20FPS	7259-05425	2-11 1/2	1 1/4-11 1/2	1.20
32MP-24FPS	7259-32825	2-11 1/2	1 1/2-11 1/2	1.00

Male Pipe NPTF to Female Pipe NPTF Increasing Bushing - Long

For use up to SAE 100R2 maximum working pressure.



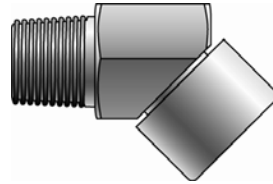
Descr.	Prod. No.			Weight (Lbs.)
		"	"	
2MP-4FPL	7259-25365	1/8-27	1/4-18	.08
2MP-6FPL	7259-08365	1/8-27	3/8-18	.12
4MP-2FPL	7259-08615	1/4-18	1/8-27	.07
4MP-4FPL	7259-00475	1/4-18	1/4-18	.09
4MP-6FPL	7259-25385	1/4-18	3/8-18	.13
4MP-8FPL	7259-05515	1/4-18	1/2-14	.26
6MP-4FPL	7259-05025	3/8-18	1/4-18	.11
6MP-6FPL	7259-00535	3/8-18	3/8-18	.12
6MP-8FPL	7259-25415	3/8-18	1/2-14	.26
8MP-8FPL	7259-05175	1/2-14	1/2-14	.28
8MP-12FPL	7259-25435	1/2-14	3/4-14	.36
8MP-16FPL	7259-07755	1/2-14	1-11 1/2	.57
12MP-8FPL	7259-00315	3/4-14	1/2-14	.30
12MP-12FPL	7259-06545	3/4-14	3/4-14	.40
12MP-16FPL	7259-25455	3/4-14	1-11 1/2	.66
16MP-12FPL	7259-05735	1-11 1/2	3/4-14	.52
16MP-16FPL	7259-08635	1-11 1/2	1-11 1/2	.76
16MP-20FPL	7259-25475	1-11 1/2	1 1/4-11 1/2	1.05
16MP-24FPL	7259-08645	1-11 1/2	1 1/2-11 1/2	1.25
20MP-20FPL	7259-07345	1 1/4-11 1/2	1 1/4-11 1/2	.95
20MP-24FPL	7259-25495	1 1/4-11 1/2	1 1/2-11 1/2	1.29
24MP-32FPL	7259-07765	1 1/2-11 1/2	2-11 1/2	1.82


- HOSE
- HOSE/CPLG. SELECTION
- G8K COUPLINGS
- GLOBALSPIRAL COUPLINGS
- PCM / PCS FERRULES
- MEGACRIMP COUPLINGS
- STAINLESS STEEL
- POWER CRIMP COUPLINGS
- LOC. GL AND GLP COUPLINGS
- POLARSEAL COUPLINGS
- POLARSEAL II COUPLINGS
- C14 COUPLINGS
- PCTS THERMOPLASTIC COUPLINGS
- FIELD ATTACHABLE G1 & G2 COUPLINGS
- FIELD ATTACHABLE C5 & C5E COUPLINGS
- SURELOK AIR BRAKE COUPLINGS
- ADAPTERS
- QUICK DISCONNECT COUPLERS
- LIVE SWIVEL
- BALL VALVES
- ACCESSORIES
- EQUIPMENT AND PARTS

HOSE
HOSE/CPLG. SELECTION
G8K COUPLINGS
GLOBALSPIRAL COUPLINGS
PCM / PCS FERRULES
MEGACRIMP COUPLINGS
STAINLESS STEEL
POWER CRIMP COUPLINGS
LOC, GL AND GLP COUPLINGS
POLARSEAL COUPLINGS
POLARSEAL II COUPLINGS
C14 COUPLINGS
PCTS THERMOPLASTIC COUPLINGS
FIELD ATTACHABLE G1 & G2 COUPLINGS
FIELD ATTACHABLE C5 & C5E COUPLINGS
SURELOK AIR BRAKE COUPLINGS
ADAPTERS
QUICK DISCONNECT COUPLERS
LIVE SWIVEL
BALL VALVES
ACCESSORIES
EQUIPMENT AND PARTS

Female Pipe NPTF to Male Pipe NPTF - 45°

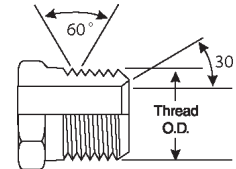
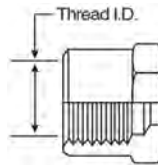
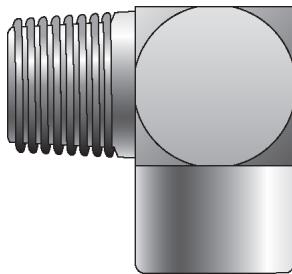
For use up to SAE 100R2 maximum working pressure.




Descr.	Prod. No.			Weight (Lbs.)
		"	"	
6FP-6MP45	7259-50465	3/8-18	3/8-18	.30
8FP-8MP45	7259-50475	1/2-14	1/2-14	.30

Male Pipe NPTF to Female Pipe NPTF - 90°

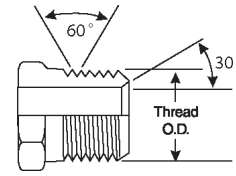
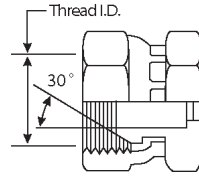
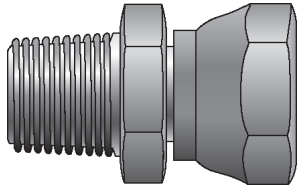
For use up to SAE 100R2 maximum working pressure.



Descr.	Prod. No.			Weight (Lbs.)
		"	"	
2MP-2FP90	7259-24105	1/8-27	1/8-27	.07
2MP-4FP90	7259-32835	1/8-27	1/4-18	.17
4MP-2FP90	7259-32845	1/4-18	1/8-27	.16
4MP-4FP90	7259-24115	1/4-18	1/4-18	.15
4MP-6FP90	7259-32855	1/4-18	3/8-18	.22
6MP-4FP90	7259-32865	3/8-18	1/4-18	.25
6MP-6FP90	7259-24125	3/8-18	3/8-18	.25
6MP-8FP90	7259-32875	3/8-18	1/2-14	.35
8MP-4FP90	7259-08655	1/2-14	1/4-18	.26
8MP-6FP90	7259-32885	1/2-14	3/8-18	.31
8MP-8FP90	7259-24135	1/2-14	1/2-14	.45
8MP-12FP90	7259-32895	1/2-14	3/4-14	.57
12MP-8FP90	7259-32905	3/4-14	1/2-14	.40
12MP-12FP90	7259-24145	3/4-14	3/4-14	.70
12MP-16FP90	7259-08375	3/4-14	1-11 1/2	1.03
16MP-12FP90	7259-08155	1-11 1/2	3/4-14	1.11
16MP-16FP90	7259-24155	1-11 1/2	1-11 1/2	1.13
20MP-16FP90	7259-08665	1 1/4-11 1/2	1-11 1/2	1.12
20MP-20FP90	7259-24165	1 1/4-11 1/2	1 1/4-11 1/2	1.68
24MP-24FP90	7259-24175	1 1/2-11 1/2	1 1/2-11 1/2	3.66
32MP-32FP90	7259-24185	2-11 1/2	2-11 1/2	4.45

Male Pipe NPTF to Female Pipe Swivel NPSM

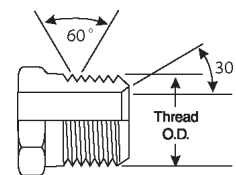
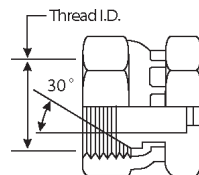
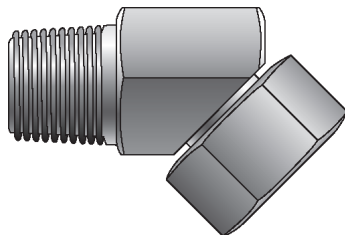
For use up to SAE 100R2 maximum working pressure.



Descr.	Prod. No.	Thread		Weight (Lbs.)
		Male	Female	
2MP-2FPX	7259-00735	1/8-27	1/8-27	.07
2MP-4FPX	7259-10635	1/8-27	1/4-18	.08
4MP-2FPX	7259-05095	1/4-18	1/8-27	.08
4MP-4FPX	7259-00775	1/4-18	1/4-18	.09
4MP-6FPX	7259-10455	1/4-18	3/8-18	.12
4MP-8FPX	7259-07355	1/4-18	1/2-14	.14
6MP-4FPX	7259-10625	3/8-18	1/4-18	.12
6MP-6FPX	7259-00815	3/8-18	3/8-18	.16
6MP-8FPX	7259-10375	3/8-18	1/2-14	.19
8MP-6FPX	7259-10365	1/2-14	3/8-18	.22
8MP-8FPX	7259-00895	1/2-14	1/2-14	.24
8MP-12FPX	7259-10865	1/2-14	3/4-14	.33
12MP-6FPX	7259-06345	3/4-14	3/8-18	.26
12MP-8FPX	7259-10645	3/4-14	1/2-14	.30
12MP-12FPX	7259-00255	3/4-14	3/4-14	.35
12MP-16FPX	7259-32935	3/4-14	1-11 1/2	.49
12MP-20FPX	7259-08675	3/4-14	1 1/4-11 1/2	.77
16MP-12FPX	7259-10935	1-11 1/2	3/4-14	.49
16MP-16FPX	7259-00275	1-11 1/2	1-11 1/2	.50
16MP-20FPX	7259-11285	1-11 1/2	1 1/4-11 1/2	.93
20MP-16FPX	7259-05595	1 1/4-11 1/2	1-11 1/2	.88
20MP-20FPX	7259-10745	1 1/4-11 1/2	1 1/4-11 1/2	1.08
20MP-24FPX	7259-06375	1 1/4-11 1/2	1 1/2-11 1/2	1.08
24MP-20FPX	7259-06305	1 1/2-11 1/2	1 1/4-11 1/2	1.14
24MP-24FPX	7259-11345	1 1/2-11 1/2	1 1/2-11 1/2	1.17
32MP-32FPX	7259-11435	2-11 1/2	2-11 1/2	1.70

Male Pipe NPTF to Female Pipe Swivel NPSM - 45°

For use up to SAE 100R2 maximum working pressure.



Descr.	Prod. No.	Thread		Weight (Lbs.)
		Male	Female	
2MP-2FPX45	7259-32945	1/8-27	1/8-27	.07
2MP-4FPX45	7259-00505	1/8-27	1/4-18	.09
4MP-2FPX45	7259-05985	1/4-18	1/8-27	.08

HOSE

HOSE/CPLG. SELECTION

G8K COUPLINGS

GLOBAL SPIRAL COUPLINGS

PCM / PCS FERRULES

MEGACRIMP COUPLINGS

STAINLESS STEEL

POWER CRIMP COUPLINGS

LOC. GL AND GLP COUPLINGS

POLARSEAL COUPLINGS

POLARSEAL II COUPLINGS

C14 COUPLINGS

PCTS THERMOPLASTIC COUPLINGS

FIELD ATTACHABLE G1 & G2 COUPLINGS

FIELD ATTACHABLE C5 & C5E COUPLINGS

SURELOK AIR BRAKE COUPLINGS

ADAPTERS

QUICK DISCONNECT COUPLERS


LIVE SWIVEL

BALL VALVES

ACCESSORIES

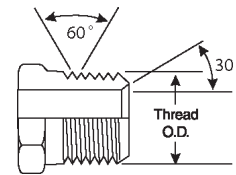
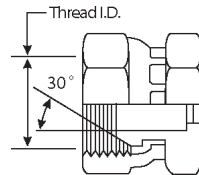
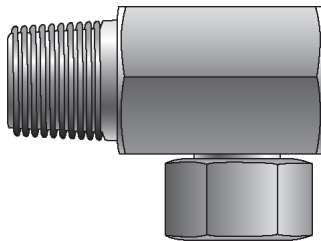
EQUIPMENT AND PARTS


Male Pipe NPTF to Female Pipe Swivel NPSM - 45° - Continued

Descr.	Prod. No.			Weight (Lbs.)
		"	"	
4MP-4FPX45	7259-02115	1/4-18	1/4-18	.09
4MP-6FPX45	7259-05265	1/4-18	3/8-18	.19
6MP-4FPX45	7259-05555	3/8-18	1/4-18	.14
6MP-6FPX45	7259-02155	3/8-18	3/8-18	.18
6MP-8FPX45	7259-32955	3/8-18	1/2-14	.23
8MP-4FPX45	7259-06465	1/2-14	1/4-18	.21
8MP-6FPX45	7259-32965	1/2-14	3/8-18	.23
8MP-8FPX45	7259-02125	1/2-14	1/2-14	.25
8MP-12FPX45	7259-06115	1/2-14	3/4-14	.39
12MP-8FPX45	7259-11535	3/4-14	1/2-14	.32
12MP-12FPX45	7259-02235	3/4-14	3/4-14	.37
12MP-16FPX45	7259-06125	3/4-14	1-11 1/2	.68
16MP-12FPX45	7259-11625	1-11 1/2	3/4-14	.66
16MP-16FPX45	7259-10765	1-11 1/2	1-11 1/2	.60
16MP-20FPX45	7259-07855	1-11 1/2	1 1/4-11 1/2	1.01
20MP-16FPX45	7259-06685	1 1/4-11 1/2	1-11 1/2	.99
20MP-20FPX45	7259-11355	1 1/4-11 1/2	1 1/4-11 1/2	.99
24MP-24FPX45	7259-11745	1 1/2-11 1/2	1 1/2-11 1/2	1.40
32MP-32FPX45	7259-32975	2-11 1/2	2-11 1/2	2.37


Male Pipe NPTF to Female Pipe Swivel NPSM - 90°

For use up to SAE 100R2 maximum working pressure.



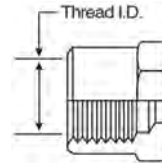
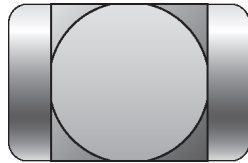
Descr.	Prod. No.			Weight (Lbs.)
		"	"	
2MP-2FPX90	7259-08305	1/8-27	1/8-27	.06
2MP-4FPX90	7259-00415	1/8-27	1/4-18	.14
4MP-2FPX90	7259-05565	1/4-18	1/8-27	.11
4MP-4FPX90	7259-02135	1/4-18	1/4-18	.14
4MP-6FPX90	7259-10705	1/4-18	3/8-18	.22
4MP-8FPX90	7259-08685	1/4-18	1/2-14	.33
6MP-4FPX90	7259-10525	3/8-18	1/4-18	.20
6MP-6FPX90	7259-02165	3/8-18	3/8-18	.21
6MP-8FPX90	7259-10325	3/8-18	1/2-14	.02
8MP-4FPX90	7259-11175	1/2-14	1/4-18	.28
8MP-6FPX90	7259-10265	1/2-14	3/8-18	.29
8MP-8FPX90	7259-02205	1/2-14	1/2-14	.33
8MP-12FPX90	7259-11075	1/2-14	3/4-14	.49
12MP-6FPX90	7259-06045	3/4-14	3/8-18	.49
12MP-8FPX90	7259-02245	3/4-14	1/2-14	.50
12MP-12FPX90	7259-02265	3/4-14	3/4-14	.55
12MP-16FPX90	7259-05195	3/4-14	1-11 1/2	.77
12MP-20FPX90	7259-08705	3/4-14	3/4-14	1.98
16MP-8FPX90	7259-06775	1-11 1/2	1/2-14	.77


Male Pipe NPTF to Female Pipe Swivel NPSM - 90° - Continued

Descr.	Prod. No.			Weight (Lbs.)
		"	"	
16MP-12FPX90	7259-11275	1-11 1/2	3/4-14	.77
16MP-16FPX90	7259-10335	1-11 1/2	1-11 1/2	.82
16MP-20FPX90	7259-11475	1-11 1/2	1 1/4-11 1/2	1.57
20MP-12FPX90	7259-08165	1 1/4-11 1/2	3/4-14	1.30
20MP-16FPX90	7259-05435	1 1/4-11 1/2	1-11 1/2	1.29
20MP-20FPX90	7259-11055	1 1/4-11 1/2	1 1/4-11 1/2	1.68
20MP-24FPX90	7259-07865	1 1/4-11 1/2	1 1/2-11 1/2	1.98
24MP-20FPX90	7259-06355	1 1/2-11 1/2	1 1/4-11 1/2	1.65
24MP-24FPX90	7259-11655	1 1/2-11 1/2	1 1/2-11 1/2	1.74
32MP-32FPX90	7259-32995	2-11 1/2	2-11 1/2	3.80

Female Pipe NPTF to Female Pipe NPTF

For use up to SAE 100R2 maximum working pressure.

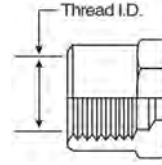
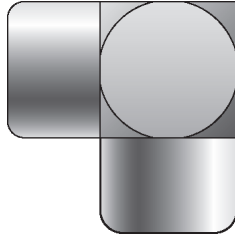


Descr.	Prod. No.			Weight (Lbs.)
		"	"	
2FP-2FP	7259-24415	1/8-27	1/8-27	.04
4FP-2FP	7259-05035	1/4-18	1/8-27	.08
4FP-4FP	7259-24425	1/4-18	1/4-18	.08
6FP-2FP	7259-08385	3/8-18	1/8-27	.10
6FP-4FP	7259-00495	3/8-18	1/4-18	.09
6FP-6FP	7259-24435	3/8-18	3/8-18	.10
8FP-4FP	7259-05575	1/2-14	1/4-18	.28
8FP-6FP	7259-00715	1/2-14	3/8-18	.20
8FP-8FP	7259-24445	1/2-14	1/2-14	.25
12FP-8FP	7259-00525	3/4-14	1/2-14	.31
12FP-12FP	7259-24455	3/4-14	3/4-14	.33
16FP-8FP	7259-08715	1-11 1/2	1/2-14	.07
16FP-12FP	7259-05745	1-11 1/2	3/4-14	.46
16FP-16FP	7259-24465	1-11 1/2	1-11 1/2	.49
20FP-16FP	7259-08395	1 1/4-11 1/2	1-11 1/2	.89
20FP-20FP	7259-24475	1 1/4-11 1/2	1 1/4-11 1/2	1.32
24FP-24FP	7259-24885	1 1/2-11 1/2	1 1/2-11 1/2	1.32
32FP-32FP	7259-24895	2-11 1/2	2-11 1/2	1.41

- HOSE
- HOSE/CPLG. SELECTION
- G8K COUPLINGS
- GLOBAL SPIRAL COUPLINGS
- PCM / PCS FERRULES
- MEGACRIMP COUPLINGS
- STAINLESS STEEL
- POWER CRIMP COUPLINGS
- LOC. GL AND GLP COUPLINGS
- POLARSEAL COUPLINGS
- POLARSEAL II COUPLINGS
- C14 COUPLINGS
- PCTS THERMOPLASTIC COUPLINGS
- FIELD ATTACHABLE G1 & G2 COUPLINGS
- FIELD ATTACHABLE C5 & C5E COUPLINGS
- SURELOK AIR BRAKE COUPLINGS
- ADAPTERS
- QUICK DISCONNECT COUPLERS
- LIVE SWIVEL
- BALL VALVES
- ACCESSORIES
- EQUIPMENT AND PARTS

Female Pipe NPTF to Female Pipe NPTF - 90°

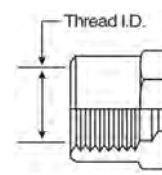
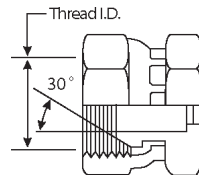
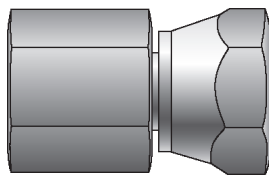
For use up to SAE 100R2 maximum working pressure.



Descr.	Prod. No.	Thread		Weight (Lbs.)
		"	"	
2FP-2FP90	7259-25015	1/8-27	1/8-27	.07
4FP-2FP90	7259-33005	1/4-18	1/8-27	.15
4FP-4FP90	7259-25025	1/4-18	1/4-18	.15
6FP-4FP90	7259-33015	3/8-18	1/4-18	.23
6FP-6FP90	7259-25035	3/8-18	3/8-18	.21
8FP-4FP90	7259-08725	1/2-14	1/4-18	.42
8FP-6FP90	7259-33025	1/2-14	3/8-18	.40
8FP-8FP90	7259-25045	1/2-14	1/2-14	.40
12FP-8FP90	7259-33035	3/4-14	1/2-14	.68
12FP-12FP90	7259-25055	3/4-14	3/4-14	.57
16FP-12FP90	7259-08175	1-11 1/2	3/4-14	1.14
16FP-16FP90	7259-25065	1-11 1/2	1-11 1/2	1.13
20FP-20FP90	7259-25075	1 1/4-11 1/2	1 1/4-11 1/2	1.15
24FP-24FP90	7259-33055	1 1/2-11 1/2	1 1/2-11 1/2	3.80
32FP-32FP90	7259-07485	2-11 1/2	2-11 1/2	1.68

Female Pipe NPTF to Female Pipe Swivel NPSM

For use up to SAE 100R2 maximum working pressure.



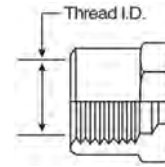
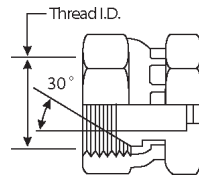
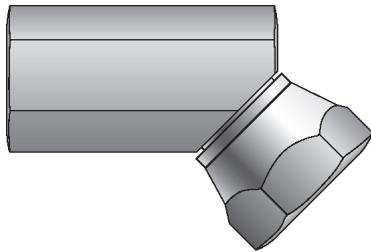
Descr.	Prod. No.	Thread		Weight (Lbs.)
		"	"	
2FP-2FPX	7259-33065	1/8-27	1/8-27	.06
2FP-4FPX	7259-00435	1/8-27	1/4-18	.07
4FP-2FPX	7259-07515	1/4-18	1/8-27	.08
4FP-4FPX	7259-00795	1/4-18	1/4-18	.10
4FP-6FPX	7259-05205	1/4-18	3/8-18	.12
6FP-4FPX	7259-33085	3/8-18	1/4-18	.13
6FP-6FPX	7259-00835	3/8-18	3/8-18	.16
6FP-8FPX	7259-05105	3/8-18	1/2-14	.29
8FP-4FPX	7259-08735	1/2-14	1/4-18	.19
8FP-6FPX	7259-33095	1/2-14	3/8-18	.20
8FP-8FPX	7259-00915	1/2-14	1/2-14	.24
8FP-12FPX	7259-06695	1/2-14	3/4-14	.33
12FP-8FPX	7259-07165	3/4-14	1/2-14	.29
12FP-12FPX	7259-00925	3/4-14	3/4-14	.36
12FP-16FPX	7259-07775	3/4-14	1-11 1/2	.60

Female Pipe NPTF to Female Pipe Swivel NPSM - Continued

Descr.	Prod. No.			Weight (Lbs.)
		"	"	
16FP-12FPX	7259-11595	1-11 1/2	3/4-14	.49
16FP-16FPX	7259-00905	1-11 1/2	1-11 1/2	.56
20FP-20FPX	7259-11015	1 1/4-11 1/2	1 1/4-11 1/2	.77
24FP-24FPX	7259-11545	1 1/2-11 1/2	1 1/2-11 1/2	1.01
32FP-32FPX	7259-11725	2-11 1/2	2-11 1/2	1.42

Female Pipe NPTF to Female Pipe Swivel NPSM - 45°

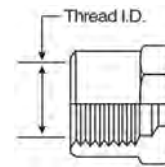
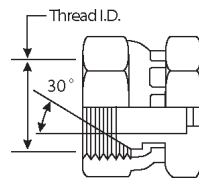
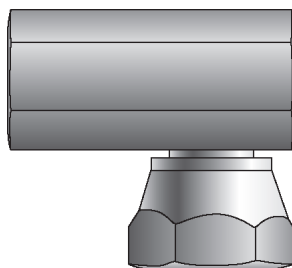
For use up to SAE 100R2 maximum working pressure.



Descr.	Prod. No.			Weight (Lbs.)
		"	"	
2FP-2FPX45	7259-06145	1/8-27	1/8-27	.07
2FP-4FPX45	7259-08745	1/8-27	1/4-18	.08
4FP-4FPX45	7259-11575	1/4-18	1/4-18	.14
6FP-4FPX45	7259-06785	3/8-18	1/4-18	.20
6FP-6FPX45	7259-11455	3/8-18	3/8-18	.22
6FP-8FPX45	7259-08185	3/8-18	1/2-14	.26
8FP-6FPX45	7259-06415	1/2-14	3/8-18	.37
8FP-8FPX45	7259-11305	1/2-14	1/2-14	.37
12FP-12FPX45	7259-11325	3/4-14	3/4-14	.54
16FP-12FPX45	7259-06565	1-11 1/2	3/4-14	.92
16FP-16FPX45	7259-11515	1-11 1/2	1-11 1/2	.92
20FP-20FPX45	7259-33105	1 1/4-11 1/2	1 1/4-11 1/2	1.20

Female Pipe NPTF to Female Pipe Swivel NPSM - 90°


For use up to SAE 100R2 maximum working pressure.



Descr.	Prod. No.			Weight (Lbs.)
		"	"	
2FP-2FPX90	7259-05475	1/8-27	1/8-27	.08

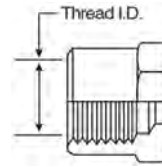
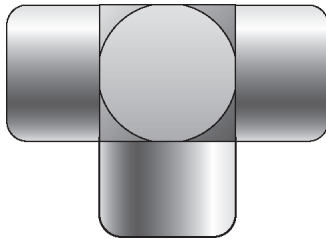
- HOSE
- HOSE/CPLG. SELECTION
- G8K COUPLINGS
- GLOBAL SPIRAL COUPLINGS
- PCM / PCS FERRULES
- MEGACRIMP COUPLINGS
- STAINLESS STEEL
- POWER CRIMP COUPLINGS
- LOC. GL AND GLP COUPLINGS
- POLARSEAL COUPLINGS
- POLARSEAL II COUPLINGS
- C14 COUPLINGS
- PCTS THERMOPLASTIC COUPLINGS
- FIELD ATTACHABLE G1 & G2 COUPLINGS
- FIELD ATTACHABLE C5 & C5E COUPLINGS
- SURELOK AIR BRAKE COUPLINGS
- ADAPTERS
- QUICK DISCONNECT COUPLERS
- LIVE SWIVEL
- BALL VALVES
- ACCESSORIES
- EQUIPMENT AND PARTS


Female Pipe NPTF to Female Pipe Swivel NPSM - 90° - Continued

Descr.	Prod. No.			Weight (Lbs.)
		"	"	
2FP-4FPX90	7259-08755	1/8-27	1/4-18	.11
4FP-2FPX90	7259-06285	1/4-18	1/8-27	.14
4FP-4FPX90	7259-11005	1/4-18	1/4-18	.17
4FP-6FPX90	7259-06245	1/4-18	3/8-18	.20
6FP-4FPX90	7259-06825	3/8-18	1/4-18	.24
6FP-6FPX90	7259-10955	3/8-18	3/8-18	.26
6FP-8FPX90	7259-06965	3/8-18	1/2-14	.28
8FP-6FPX90	7259-06855	1/2-14	3/8-18	.40
8FP-8FPX90	7259-10615	1/2-14	1/2-14	.43
8FP-12FPX90	7259-06485	1/2-14	3/4-14	.55
12FP-8FPX90	7259-06585	3/4-14	1/2-14	.68
12FP-12FPX90	7259-11095	3/4-14	3/4-14	.93
16FP-12FPX90	7259-06595	1-11 1/2	3/4-14	1.11
16FP-16FPX90	7259-11765	1-11 1/2	1-11 1/2	1.19
20FP-16FPX90	7259-08405	1 1/4-11 1/2	1-11 1/2	1.37
20FP-20FPX90	7259-33115	1 1/4-11 1/2	1 1/4-11 1/2	1.54
24FP-24FPX90	7259-33125	1 1/2-11 1/2	1 1/2-11 1/2	3.70
32FP-32FPX90	7259-33135	2-11 1/2	2-11 1/2	4.56

Female Pipe NPTF - Tee

For use up to SAE 100R2 maximum working pressure.

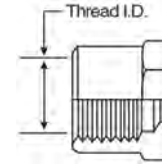
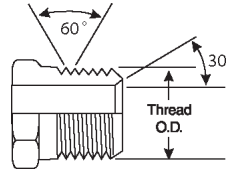
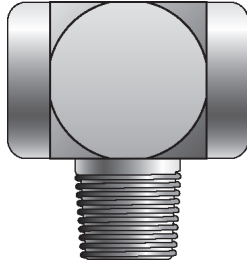



Descr.	Prod. No.			Weight (Lbs.)
		"	"	
2FP-2FP-2FP	7259-23145	1/8-27		.08
4FP-4FP-4FP	7259-23155	1/4-18		.21
6FP-6FP-6FP	7259-23165	3/8-18		.26
8FP-8FP-8FP	7259-23175	1/2-14		.45
12FP-12FP-12FP	7259-23185	3/4-14		.67
16FP-16FP-16FP	7259-23195	1-11 1/2		1.32
20FP-20FP-20FP	7259-33145	1 1/4-11 1/2		1.40
24FP-24FP-24FP	7259-33155	1 1/2-11 1/2		4.20
32FP-32FP-32FP	7259-07245	2-11 1/2		4.30

HOSE
HOSE/CPLG. SELECTION
G8K COUPLINGS
GLOBALSPIRAL COUPLINGS
PCM / PCS FERRULES
MEGACRIMP COUPLINGS
STAINLESS STEEL
POWER CRIMP COUPLINGS
LOC, GL AND GLP COUPLINGS
POLARSEAL COUPLINGS
POLARSEAL II COUPLINGS
C14 COUPLINGS
PCTS THERMOPLASTIC COUPLINGS
FIELD ATTACHABLE G1 & G2 COUPLINGS
FIELD ATTACHABLE C5 & C5E COUPLINGS
SURELOK AIR BRAKE COUPLINGS
ADAPTERS
QUICK DISCONNECT COUPLERS
LIVE SWIVEL
BALL VALVES
ACCESSORIES
EQUIPMENT AND PARTS

Female Pipe NPTF on Run to Male Pipe NPTF - Tee

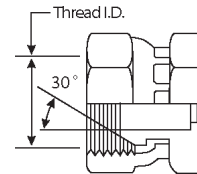
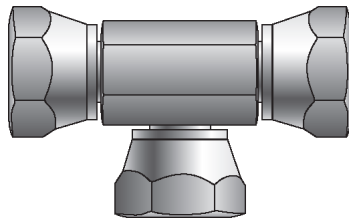
For use up to SAE 100R2 maximum working pressure.




Descr.	Prod. No.		Weight (Lbs.)
		"	
2FP-2FP-2MP	7259-24905	1/8-27	.08
4FP-4FP-4MP	7259-24915	1/4-18	.18
6FP-6FP-6MP	7259-24925	3/8-18	.21
8FP-8FP-8MP	7259-24935	1/2-14	.44
12FP-12FP-12MP	7259-24945	3/4-14	.88
16FP-16FP-16MP	7259-24955	1-11 1/2	1.22
20FP-20FP-20MP	7259-07875	1 1/4-11 1/2	1.45
24FP-24FP-24MP	7259-08765	1 1/2-11 1/2	4.19

Female Pipe Swivel NPSM - Tee

For use up to SAE 100R2 maximum working pressure.



Descr.	Prod. No.		Weight (Lbs.)
		"	
2FPX-2FPX-2FPX	7253-33165	1/8-27	.12
4FPX-4FPX-4FPX	7253-33175	1/4-18	.20
6FPX-6FPX-6FPX	7253-33185	3/8-18	.35
8FPX-8FPX-8FPX	7259-33195	1/2-14	.44
12FPX-12FPX-12FPX	7259-33205	3/4-14	.76
16FPX-16FPX-16FPX	7253-33215	1-11 1/2	1.32
20FPX-20FPX-20FPX	7253-33225	1 1/4-11 1/2	2.32

HOSE

HOSE/CPLG. SELECTION

G8K COUPLINGS

GLOBALSPIRAL COUPLINGS

PCM / PCS FERRULES

MEGACRIMP COUPLINGS

STAINLESS STEEL

POWER CRIMP COUPLINGS

LOC. GL AND GLP COUPLINGS

POLARSEAL COUPLINGS

POLARSEAL II COUPLINGS

C14 COUPLINGS

PCTS THERMOPLASTIC COUPLINGS

FIELD ATTACHABLE G1 & G2 COUPLINGS

FIELD ATTACHABLE C5 & C5E COUPLINGS

SURELOK AIR BRAKE COUPLINGS

ADAPTERS

QUICK DISCONNECT COUPLERS

LIVE SWIVEL

BALL VALVES

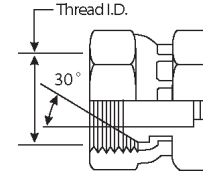
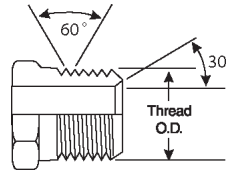
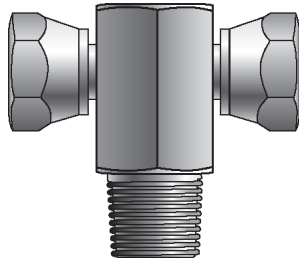
ACCESSORIES

EQUIPMENT AND PARTS

HOSE
HOSE/CPLG. SELECTION
G8K COUPLINGS
GLOBALSPIRAL COUPLINGS
PCM / PCS FERRULES
MEGACRIMP COUPLINGS
STAINLESS STEEL
POWER CRIMP COUPLINGS
LOC, GL AND GLP COUPLINGS
POLARSEAL COUPLINGS
POLARSEAL II COUPLINGS
C14 COUPLINGS
PCTS THERMOPLASTIC COUPLINGS
FIELD ATTACHABLE G1 & G2 COUPLINGS
FIELD ATTACHABLE C5 & C5E COUPLINGS
SURELOK AIR BRAKE COUPLINGS
ADAPTERS
QUICK DISCONNECT COUPLERS
LIVE SWIVEL
BALL VALVES
ACCESSORIES
EQUIPMENT AND PARTS

Female Pipe Swivel NPSM on Run to Male Pipe NPTF - Tee

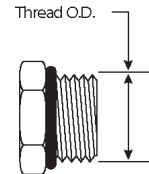
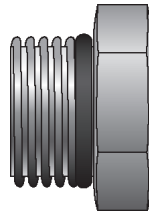
For use up to SAE 100R2 maximum working pressure.



Descr.	Prod. No.		Weight (Lbs.)
		"	
2FPX-2FPX-2MP	7253-86585	1/8-27	.10
4FPX-4FPX-4MP	7253-86586	1/4-18	.21
6FPX-6FPX-6MP	7253-86587	3/8-18	.39
8FPX-8FPX-8MP	7253-86588	1/2-14	.53
12FPX-12FPX-12MP	7253-86589	3/4-14	.87
16FPX-16FPX-16MP	7253-86591	1-11 1/2	1.47
20FPX-20FPX-20MP	7253-33235	1 1/4-11 1/2	2.50

Male O-Ring Boss Plug


For use up to SAE 100R2 maximum working pressure.



Descr.	Prod. No.		Weight (Lbs.)
		"	
2MB-PLUG	7259-05415	5/16-24	.02
3MB-PLUG	7259-05255	3/8-24	.13
4MB-PLUG	7259-22975	7/16-20	.04
5MB-PLUG	7259-22985	1/2-20	.05
6MB-PLUG	7259-22995	9/16-18	.06
8MB-PLUG	7259-23005	3/4-16	.10
10MB-PLUG	7259-23015	7/8-14	.15
12MB-PLUG	7259-23025	1 1/16-12	.26
14MB-PLUG	7259-23035	1 3/16-12	.32
16MB-PLUG	7259-23045	1 5/16-12	.37
20MB-PLUG	7259-23055	1 5/8-12	.64
24MB-PLUG	7259-05185	1 7/8-12	.86
32MB-PLUG	7259-07615	2 1/2-12	1.66

Male O-Ring Boss to Male Pipe NPTF

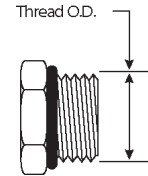
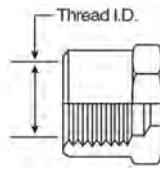
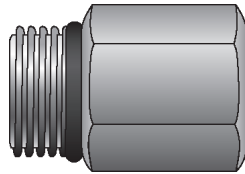
For use up to SAE 100R2 maximum working pressure.



Descr.	Prod. No.			Weight (Lbs.)
		"	"	
8MB-8MP	7259-50725	3/4-16	1/2-14	.15
10MB-8MP	7259-50735	7/8-14	1/2-14	.30

Male O-Ring Boss to Female Pipe NPTF

For use up to SAE 100R2 maximum working pressure.

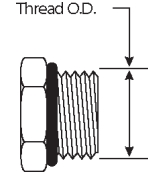
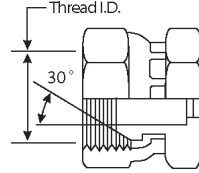
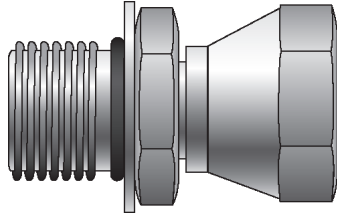


Descr.	Prod. No.			Weight (Lbs.)
		"	"	
3MB-2FP	7259-08785	3/8-24	1/8-27	.04
4MB-2FP	7259-24205	7/16-20	1/8-27	.05
4MB-4FP	7259-00395	7/16-20	1/4-18	.09
4MB-6FP	7259-05145	7/16-20	3/8-18	.11
5MB-2FP	7259-05945	1/2-20	1/8-27	.05
5MB-4FP	7259-05755	1/2-20	1/4-18	.09
6MB-2FP	7259-08805	9/16-18	1/8-27	.02
6MB-4FP	7259-24215	9/16-18	1/4-18	.10
6MB-6FP	7259-00205	9/16-18	3/8-18	.14
6MB-8FP	7259-06605	9/16-18	1/2-14	.23
8MB-4FP	7259-00245	3/4-16	1/4-18	.13
8MB-6FP	7259-24225	3/4-16	3/8-18	.12
8MB-8FP	7259-33255	3/4-16	1/2-14	.23
8MB-12FP	7259-06715	3/4-16	3/4-14	.34
10MB-4FP	7259-07255	7/8-14	1/4-18	.11
10MB-6FP	7259-00335	7/8-14	3/8-18	.23
10MB-8FP	7259-24235	7/8-14	1/2-14	.24
10MB-12FP	7259-05315	7/8-14	3/4-14	.37
12MB-8FP	7259-24245	1 1/16-12	1/2-14	.30
12MB-12FP	7259-24255	1 1/16-12	3/4-14	.35
12MB-16FP	7259-06155	1 1/16-12	1-11 1/2	.54
14MB-12FP	7259-24265	1 3/16-12	3/4-14	.36
16MB-8FP	7259-05495	1 5/16-12	7/8-14	.47
16MB-12FP	7259-33265	1 5/16-12	3/4-14	.43
16MB-16FP	7259-24275	1 5/16-12	1-11 1/2	.51
20MB-16FP	7259-05445	1 5/8-12	1-11 1/2	.70

- HOSE
- HOSE/CPLG. SELECTION
- G8K COUPLINGS
- GLOBAL SPIRAL COUPLINGS
- PCM / PCS FERRULES
- MEGACRIMP COUPLINGS
- STAINLESS STEEL
- POWER CRIMP COUPLINGS
- LOC. GL AND GLP COUPLINGS
- POLARSEAL COUPLINGS
- POLARSEAL II COUPLINGS
- C14 COUPLINGS
- PCTS THERMOPLASTIC COUPLINGS
- FIELD ATTACHABLE G1 & G2 COUPLINGS
- FIELD ATTACHABLE C5 & C5E COUPLINGS
- SURELOK AIR BRAKE COUPLINGS
- ADAPTERS
- QUICK DISCONNECT COUPLERS
- LIVE SWIVEL
- BALL VALVES
- ACCESSORIES
- EQUIPMENT AND PARTS

Male O-Ring Boss to Female Pipe Swivel NPSM

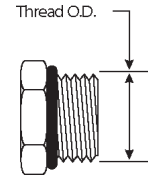
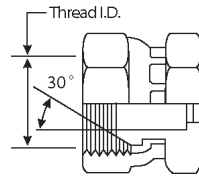
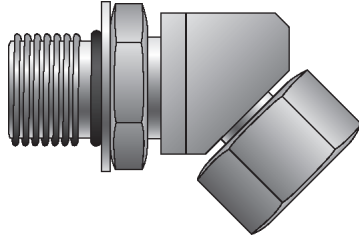
For use up to SAE 100R2 maximum working pressure.



Descr.	Prod. No.	Threads		Weight (Lbs.)
		"	"	
4MB-2FPX	7259-06725	7/16-20	1/8-27	.15
4MB-4FPX	7259-10475	7/16-20	1/4-18	.07
4MB-6FPX	7259-05395	7/16-20	3/8-18	.11
5MB-4FPX	7259-11065	1/2-20	1/4-18	.08
5MB-8FPX	7259-11735	1/2-20	1/2-14	.17
6MB-4FPX	7259-10585	9/16-18	1/4-18	.09
6MB-6FPX	7259-10445	9/16-18	3/8-18	.11
6MB-8FPX	7259-07495	9/16-18	1/2-24	.15
8MB-4FPX	7259-11115	3/4-16	1/4-18	.13
8MB-6FPX	7259-10535	3/4-16	3/8-18	.16
8MB-8FPX	7259-00295	3/4-16	1/2-14	.18
8MB-12FPX	7259-11105	3/4-16	3/4-14	.25
10MB-6FPX	7259-11155	7/8-14	3/8-18	.20
10MB-8FPX	7259-10215	7/8-14	1/2-14	.22
10MB-12FPX	7259-10665	7/8-14	3/4-14	.30
12MB-8FPX	7259-10725	1 1/16-12	1/2-14	.32
12MB-12FPX	7259-10315	1 1/16-12	3/4-14	.34
12MB-16FPX	7259-05535	1 1/16-12	1-11 1/2	.50
14MB-12FPX	7259-33275	1 3/16-12	3/4-14	.44
16MB-12FPX	7259-05115	1 5/16-12	3/4-14	.49
16MB-16FPX	7259-33285	1 5/16-12	1-11 1/2	.53
16MB-20FPX	7259-08035	1 5/16-12	1 1/4-11 1/2	.80
20MB-12FPX	7259-08815	1 5/8-12	3/4-14	.74
20MB-16FPX	7259-06925	1 5/8-12	1-11 1/2	.79
20MB-20FPX	7259-05605	1 5/8-12	1 1/4-11 1/2	.96
24MB-20FPX	7259-08825	1 7/8-12	1 1/4-11 1/2	1.17
24MB-24FPX	7259-07625	1 7/8-12	1 1/2-11 1/2	1.80
32MB-32FPX	7259-07885	2 1/2-12	2-11 1/2	2.21

Male O-Ring Boss to Female Pipe Swivel NPSM - 45°

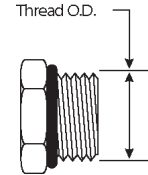
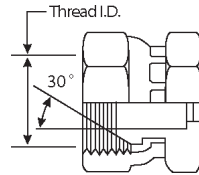
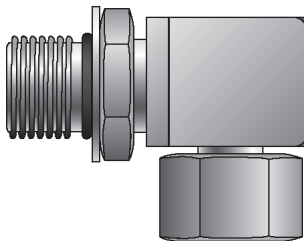
For use up to SAE 100R2 maximum working pressure.



Descr.	Prod. No.			Weight (Lbs.)
		"	"	
4MB-2FPX45	7259-08835	7/16-20	1/8-27	.08
4MB-4FPX45	7259-05015	7/16-20	1/4-18	.25
4MB-6FPX45	7259-07795	7/16-20	3/8-18	.19
6MB-4FPX45	7259-05825	9/16-18	1/4-18	.25
6MB-6FPX45	7259-10915	9/16-18	3/8-18	.17
6MB-8FPX45	7259-06365	9/16-18	1/2-14	.25
8MB-4FPX45	7259-08845	3/4-16	1/4-18	.22
8MB-6FPX45	7259-11495	3/4-16	3/8-18	.24
8MB-8FPX45	7259-10875	3/4-16	1/2-14	.28
8MB-12FPX45	7259-33295	3/4-16	3/4-14	.47
10MB-6FPX45	7259-11645	7/8-14	3/8-18	.33
10MB-8FPX45	7259-10815	7/8-14	1/2-14	.35
10MB-12FPX45	7259-06575	7/8-14	3/4-14	.50
12MB-8FPX45	7259-08205	1 1/16-12	1/2-14	.50
12MB-12FPX45	7259-11315	1 1/16-12	3/4-14	.57
12MB-16FPX45	7259-07265	1 1/16-12	1-11 1/2	.79
16MB-12FPX45	7259-07425	1 5/16-12	3/4-14	.76
16MB-16FPX45	7259-33325	1 5/16-12	1-11 1/2	.79
20MB-20FPX45	7259-06615	1 5/8-12	1 1/4-11 1/2	1.59
24MB-24FPX45	7259-08415	1 7/8-12	1 1/2-11 1/2	.40

Male O-Ring Boss to Female Pipe Swivel NPSM - 90°

For use up to SAE 100R2 maximum working pressure.



Descr.	Prod. No.			Weight (Lbs.)
		"	"	
4MB-2FPX90	7259-08215	7/16-20	1/8-27	.12
4MB-4FPX90	7259-10835	7/16-20	1/4-18	.12
4MB-6FPX90	7259-06625	7/16-20	3/8-18	.22
6MB-4FPX90	7259-10405	9/16-18	1/4-18	.13
6MB-6FPX90	7259-10285	9/16-18	3/8-18	.23
6MB-8FPX90	7259-05045	9/16-18	1/2-14	.33
8MB-4FPX90	7259-06175	3/4-16	1/4-18	.26

HOSE

HOSE/CPLG. SELECTION

G8K COUPLINGS

GLOBALSPIRAL COUPLINGS

PCM / PCS FERRULES

MEGACRIMP COUPLINGS

STAINLESS STEEL

POWER CRIMP COUPLINGS

LOC. GL AND GLP COUPLINGS

POLARSEAL COUPLINGS

POLARSEAL II COUPLINGS

C14 COUPLINGS

PCTS THERMOPLASTIC COUPLINGS

FIELD ATTACHABLE G1 & G2 COUPLINGS

FIELD ATTACHABLE C5 & C5E COUPLINGS

SURELOK AIR BRAKE COUPLINGS

ADAPTERS

QUICK DISCONNECT COUPLERS


LIVE SWIVEL

BALL VALVES

ACCESSORIES

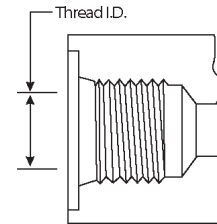
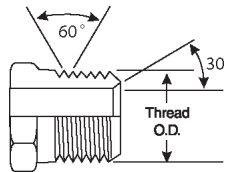
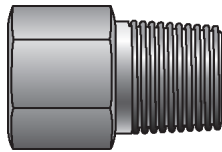
EQUIPMENT AND PARTS


Male O-Ring Boss to Female Pipe Swivel NPSM - 90° - Continued

Descr.	Prod. No.			Weight (Lbs.)
		"	"	
8MB-6FPX90	7259-10295	3/4-16	3/8-18	.28
8MB-8FPX90	7259-10155	3/4-16	1/2-14	.34
8MB-12FPX90	7259-11335	3/4-16	3/4-14	.57
10MB-6FPX90	7259-11215	7/8-14	3/8-18	.36
10MB-8FPX90	7259-10345	7/8-14	1/2-14	.37
10MB-12FPX90	7259-11295	7/8-14	3/4-14	.60
12MB-6FPX90	7259-07895	1 1/16-12	3/8-18	.61
12MB-8FPX90	7259-00515	1 1/16-12	1/2-14	.65
12MB-12FPX90	7259-10575	1 1/16-12	3/4-14	.67
12MB-16FPX90	7259-06935	1 1/16-12	1-11 1/2	.99
14MB-12FPX90	7259-07175	1 3/16-12	3/4-14	.88
16MB-12FPX90	7259-05805	1 5/16-12	3/4-14	.94
16MB-16FPX90	7259-11125	1 5/16-12	1-11 1/2	1.07
16MB-20FPX90	7259-06875	1 5/16-12	1 1/4-11 1/2	1.79
20MB-12FPX90	7259-06945	1 5/8-12	3/4-14	1.59
20MB-16FPX90	7259-06635	1 5/8-12	1-11 1/2	1.98
20MB-20FPX90	7259-05905	1 5/8-12	1 1/4-11 1/2	1.98
24MB-24FPX90	7259-08855	1 7/8-12	1 1/2-11 1/2	2.19
32MB-32FPX90	7259-08045	2 1/2-12	2-11 1/2	4.54

Female O-Ring Boss to Male Pipe NPTF

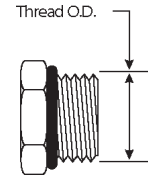
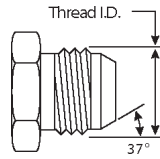
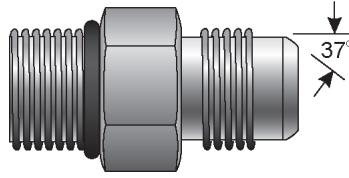
For use up to SAE 100R2 maximum working pressure.




Descr.	Prod. No.			Weight (Lbs.)
		"	"	
4FB-2MP	7259-33335	7/16-20	1/8-27	.07
4FB-4MP	7259-06515	7/16-20	1/4-18	.08
5FB-2MP	7259-33355	1/2-20	1/8-27	.10
6FB-4MP	7259-33345	9/16-18	1/4-18	.12
6FB-6MP	7259-00385	9/16-18	3/8-18	.13
6FB-8MP	7259-00485	9/16-18	1/2-14	.17
8FB-6MP	7259-33365	3/4-16	3/8-18	.17
8FB-8MP	7259-08875	3/4-16	1/2-14	.20
10FB-8MP	7259-33375	7/8-14	1/2-14	.31
12FB-8MP	7259-06955	1 1/16-12	1/2-14	.36
12FB-12MP	7259-33385	1 1/16-12	3/4-14	.37
16FB-12MP	7259-08885	1 5/16-12	3/4-14	.43
16FB-16MP	7259-33395	1 5/16-12	1-11 1/2	.54

Male O-Ring Boss to Male JIC 37° Flare


For use up to SAE 100R2 maximum working pressure.



Descr.	Prod. No.			Weight (Lbs.)
		"	"	
2MB-2MJ	7259-07275	5/16-24	5/16-24	.03
2MB-4MJ	7259-08895	5/16-24	7/16-20	.05
3MB-4MJ	7259-06255	3/8-24	7/16-20	.03
4MB-3MJ	7259-08905	7/16-20	3/8-24	.04
4MB-4MJ	7259-10025	7/16-20	7/16-20	.05
4MB-5MJ	7259-05005	7/16-20	1/2-20	.06
4MB-6MJ	7259-33405	7/16-20	9/16-18	.06
4MB-8MJ	7259-08915	7/16-20	3/4-16	.11
5MB-3MJ	7253-86885	1/2-20	3/8-24	.06
5MB-4MJ	7259-10775	1/2-20	7/16-20	.06
5MB-5MJ	7259-10855	1/2-20	1/2-20	.06
5MB-6MJ	7259-33415	1/2-20	9/16-18	.07
6MB-4MJ	7259-10045	9/16-18	7/16-20	.08
6MB-5MJ	7259-00455	9/16-18	1/2-20	.08
6MB-6MJ	7259-04685	9/16-18	9/16-18	.08
6MB-8MJ	7259-10145	9/16-18	3/4-16	.11
6MB-10MJ	7259-33425	9/16-18	7/8-14	.16
6MB-12MJ	7259-07635	9/16-18	1 1/16-12	.28
8MB-4MJ	7259-00025	3/4-16	7/16-20	.11
8MB-5MJ	7259-06885	3/4-16	1/2-20	.11
8MB-6MJ	7259-04775	3/4-16	9/16-18	.16
8MB-8MJ	7259-10015	3/4-16	3/4-16	.14
8MB-10MJ	7259-10425	3/4-16	7/8-14	.18
8MB-12MJ	7259-10305	3/4-16	1 1/16-12	.31
8MB-16MJ	7259-07285	3/4-16	1 5/16-12	.43
10MB-4MJ	7259-00105	7/8-14	7/16-20	.17
10MB-6MJ	7259-10095	7/8-14	9/16-18	.19
10MB-8MJ	7259-10075	7/8-14	3/4-16	.18
10MB-10MJ	7259-10065	7/8-14	7/8-14	.25
10MB-12MJ	7259-00235	7/8-14	1 1/16-12	.29
10MB-16MJ	7259-00355	7/8-14	1 5/16-12	.44
12MB-4MJ	7259-07905	1 1/16-12	7/16-20	.26
12MB-6MJ	7259-00305	1 1/16-12	9/16-18	.33
12MB-8MJ	7259-10035	1 1/16-12	3/4-16	.33
12MB-10MJ	7259-10755	1 1/16-12	7/8-14	.35
12MB-12MJ	7259-10115	1 1/16-12	1 1/16-12	.34
12MB-14MJ	7259-08225	1 1/16-12	1 3/16-12	.35
12MB-16MJ	7259-10885	1 1/16-12	1 5/16-12	.42
12MB-20MJ	7259-06005	1 1/16-12	1 5/8-12	1.13
14MB-10MJ	7259-08425	1 3/16-12	7/8-14	.35
14MB-12MJ	7259-06185	1 3/16-12	1 1/16-12	.38
14MB-14MJ	7259-07525	1 3/16-12	1 3/16-12	.41
14MB-16MJ	7259-08235	1 3/16-12	1 5/16-12	.43
16MB-8MJ	7259-00125	1 5/16-12	3/4-16	.40
16MB-10MJ	7259-11385	1 5/16-12	7/8-14	.40
16MB-12MJ	7259-10135	1 5/16-12	1 1/16-12	.54
16MB-16MJ	7259-10055	1 5/16-12	1 5/16-12	.47
16MB-20MJ	7259-05485	1 5/16-12	1 5/8-12	.66

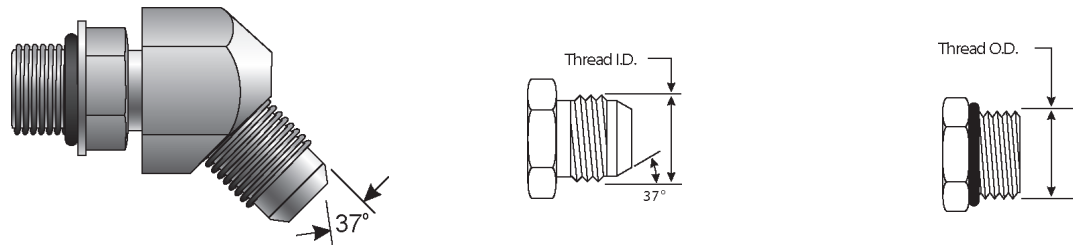
HOSE
HOSE/CPLG. SELECTION
G8K COUPLINGS
GLOBAL SPIRAL COUPLINGS
PCM / PCS FERRULES
MEGACRIMP COUPLINGS
STAINLESS STEEL
POWER CRIMP COUPLINGS
LOC. GL AND GLP COUPLINGS
POLARSEAL COUPLINGS
POLARSEAL II COUPLINGS
C14 COUPLINGS
PCTS THERMOPLASTIC COUPLINGS
FIELD ATTACHABLE G1 & G2 COUPLINGS
FIELD ATTACHABLE C5 & C5E COUPLINGS
SURELOK AIR BRAKE COUPLINGS
ADAPTERS
QUICK DISCONNECT COUPLERS
LIVE SWIVEL
BALL VALVES
ACCESSORIES
EQUIPMENT AND PARTS


Male O-Ring Boss to Male JIC 37° Flare - Continued

Descr.	Prod. No.			Weight (Lbs.)
		"	"	
20MB-10MJ	7253-86907	1 5/8-12	7/8-14	.35
20MB-12MJ	7259-11255	1 5/8-12	1 1/16-12	.69
20MB-16MJ	7259-10245	1 5/8-12	1 5/16-12	.72
20MB-20MJ	7259-11235	1 5/8-12	1 5/8-12	1.01
20MB-24MJ	7259-06315	1 5/8-12	1 7/8-12	.92
24MB-16MJ	7259-00365	1 7/8-12	1 5/16-12	.93
24MB-20MJ	7259-05505	1 7/8-12	1 5/8-12	1.00
24MB-24MJ	7259-05345	1 7/8-12	1 7/8-12	1.05
32MB-24MJ	7259-07645	2 1/2-12	1 7/8-12	1.83
32MB-32MJ	7259-09855	2 1/2-12	2 1/2-12	2.05

Male O-Ring Boss to Male JIC 37° Flare - 45°

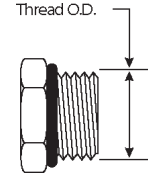
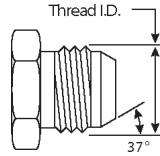
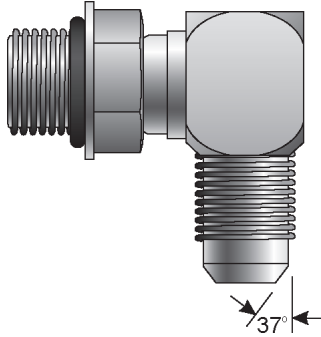
For use up to SAE 100R2 maximum working pressure.



Descr.	Prod. No.			Weight (Lbs.)
		"	"	
4MB-4MJ45	7259-28565	7/16-20	7/16-20	.06
4MB-6MJ45	7259-00095	7/16-20	9/16-18	.10
5MB-5MJ45	7259-28575	1/2-20	1/2-20	.09
5MB-6MJ45	7259-05405	1/2-20	9/16-18	.09
6MB-4MJ45	7259-00065	9/16-18	7/16-20	.10
6MB-6MJ45	7259-28585	9/16-18	9/16-18	.10
6MB-8MJ45	7259-05335	9/16-18	3/4-16	.17
8MB-6MJ45	7259-77595	3/4-16	9/16-18	.19
8MB-8MJ45	7259-28255	3/4-16	3/4-16	.20
8MB-10MJ45	7259-28415	3/4-16	7/8-14	.30
8MB-12MJ45	7259-06895	3/4-16	1 1/16-12	.41
10MB-8MJ45	7259-28425	7/8-14	3/4-16	.30
10MB-10MJ45	7259-10895	7/8-14	7/8-14	.26
10MB-12MJ45	7259-05785	7/8-14	1 1/16-12	.45
12MB-10MJ45	7259-77605	1 1/16-12	7/8-14	.51
12MB-12MJ45	7259-28595	1 1/16-12	1 1/16-12	.41
12MB-16MJ45	7259-28435	1 1/16-12	1 5/16-12	.77
14MB-14MJ45	7259-28605	1 3/16-12	1 3/16-12	.76
16MB-12MJ45	7259-28445	1 5/16-12	1 1/16-12	.75
16MB-16MJ45	7259-28615	1 5/16-12	1 5/16-12	.66
16MB-20MJ45	7259-08065	1 5/16-12	1 5/8-12	1.20
20MB-16MJ45	7259-07295	1 5/8-12	1 5/16-12	1.13
20MB-20MJ45	7259-05955	1 5/8-12	1 5/8-12	1.19
24MB-24MJ45	7259-06975	1 7/8-12	1 7/8-12	2.18

Male O-Ring Boss to Male JIC 37° Flare - 90°

For use up to SAE 100R2 maximum working pressure.




Descr.	Prod. No.			Weight (Lbs.)
		"	"	
2MB-2MJ90	7259-08925	5/16-24	5/16-24	.07
3MB-3MJ90	7259-77615	3/8-24	3/8-24	.06
4MB-4MJ90	7259-28265	7/16-20	7/16-20	.07
4MB-5MJ90	7259-77625	7/16-20	1/2-20	.10
4MB-6MJ90	7259-28455	7/16-20	9/16-18	.11
4MB-8MJ90	7259-09825	7/16-20	3/4-16	.32
5MB-4MJ90	7259-05615	1/2-20	7/16-20	.10
5MB-5MJ90	7259-28625	1/2-20	1/2-20	.12
5MB-6MJ90	7259-05075	1/2-20	9/16-18	.11
5MB-8MJ90	7259-06985	1/2-20	3/4-16	.20
6MB-4MJ90	7259-28465	9/16-18	7/16-20	.13
6MB-5MJ90	7259-28475	9/16-18	1/2-20	.17
6MB-6MJ90	7259-28275	9/16-18	9/16-18	.13
6MB-8MJ90	7259-28485	9/16-18	3/4-16	.21
6MB-10MJ90	7259-28495	9/16-18	7/8-14	.30
6MB-12MJ90	7259-07915	9/16-18	1 1/16-12	.50
8MB-4MJ90	7259-05165	3/4-16	7/16-20	.24
8MB-5MJ90	7259-08075	3/4-16	1/2-20	.22
8MB-6MJ90	7259-28505	3/4-16	9/16-18	.23
8MB-8MJ90	7259-28285	3/4-16	3/4-16	.25
8MB-10MJ90	7259-28515	3/4-16	7/8-14	.35
8MB-12MJ90	7259-28525	3/4-16	1 1/16-12	.54
8MB-16MJ90	7259-08445	3/4-16	3/4-16	.78
10MB-5MJ90	7259-08935	7/8-14	1/2-20	.35
10MB-6MJ90	7259-00215	7/8-14	9/16-18	.34
10MB-8MJ90	7259-28295	7/8-14	3/4-16	.36
10MB-10MJ90	7259-28635	7/8-14	7/8-14	.35
10MB-12MJ90	7259-28535	7/8-14	1 1/16-12	.56
10MB-16MJ90	7259-05275	7/8-14	1 5/16-12	.84
12MB-6MJ90	7259-05065	1 1/16-12	9/16-18	.62
12MB-8MJ90	7259-00055	1 1/16-12	3/4-16	.66
12MB-10MJ90	7259-28545	1 1/16-12	7/8-14	.60
12MB-12MJ90	7259-28645	1 1/16-12	1 1/16-12	.60
12MB-14MJ90	7259-08945	1 1/16-12	1 3/16-12	.99
12MB-16MJ90	7259-28555	1 1/16-12	1 5/16-12	.92
12MB-20MJ90	7259-08435	1 1/16-12	1 5/8-12	1.44
14MB-12MJ90	7259-06435	1 3/16-12	1 1/16-12	.89
14MB-14MJ90	7259-28655	1 3/16-12	1 3/16-12	.88
14MB-16MJ90	7259-07305	1 3/16-12	1 5/16-12	.88
14MB-20MJ90	7259-08955	1 3/16-12	1 5/8-12	1.37
16MB-8MJ90	7259-05885	1 5/16-12	3/4-16	.94
16MB-10MJ90	7259-08965	1 5/16-12	7/8-14	.89

HOSE
HOSE/CPLG. SELECTION
G8K COUPLINGS
GLOBAL SPIRAL COUPLINGS
PCM / PCS FERRULES
MEGACRIMP COUPLINGS
STAINLESS STEEL
POWER CRIMP COUPLINGS
LOC. GL AND GLP COUPLINGS
POLARSEAL COUPLINGS
POLARSEAL II COUPLINGS
C14 COUPLINGS
PCTS THERMOPLASTIC COUPLINGS
FIELD ATTACHABLE G1 & G2 COUPLINGS
FIELD ATTACHABLE C5 & C5E COUPLINGS
SURELOK AIR BRAKE COUPLINGS
ADAPTERS
QUICK DISCONNECT COUPLERS
LIVE SWIVEL
BALL VALVES
ACCESSORIES
EQUIPMENT AND PARTS

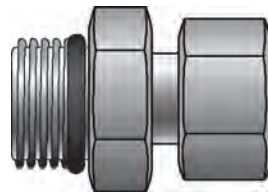
HOSE
HOSE/CPLG. SELECTION
G8K COUPLINGS
GLOBALSPIRAL COUPLINGS
PCM / PCS FERRULES
MEGACRIMP COUPLINGS
STAINLESS STEEL
POWER CRIMP COUPLINGS
LOC, GL AND GLP COUPLINGS
POLARSEAL COUPLINGS
POLARSEAL II COUPLINGS
C14 COUPLINGS
PCTS THERMOPLASTIC COUPLINGS
FIELD ATTACHABLE G1 & G2 COUPLINGS
FIELD ATTACHABLE C5 & C5E COUPLINGS
SURELOK AIR BRAKE COUPLINGS
ADAPTERS
QUICK DISCONNECT COUPLERS
LIVE SWIVEL
BALL VALVES
ACCESSORIES
EQUIPMENT AND PARTS


Male O-Ring Boss to Male JIC 37° Flare - 90° - Continued

Descr.	Prod. No.				Weight (Lbs.)
		"	"	"	
16MB-12MJ90	7259-28315	1 5/16-12	1 1/16-12		.79
16MB-14MJ90	7259-08975	1 5/16-12	1 3/16-12		1.04
16MB-16MJ90	7259-28325	1 5/16-12	1 5/16-12		.93
16MB-20MJ90	7259-77655	1 5/16-12	1 5/8-12		1.44
16MB-24MJ90	7259-08255	1 5/16-12	1 7/8-12		2.01
20MB-10MJ90	7259-08265	1 5/8-12	7/8-14		1.59
20MB-12MJ90	7259-05995	1 5/8-12	1 1/16-12		1.59
20MB-16MJ90	7259-05055	1 5/8-12	1 5/16-12		1.68
20MB-20MJ90	7259-77665	1 5/8-12	1 5/8-12		1.25
20MB-24MJ90	7259-06015	1 5/8-12	1 7/8-12		1.98
24MB-20MJ90	7259-06525	1 7/8-12	1 5/8-12		2.06
24MB-24MJ90	7259-77675	1 7/8-12	1 7/8-12		1.87
32MB-32MJ90	7259-07135	2 1/2-12	2 1/2-12		4.48

Male O-Ring Boss to Female JIC 37° Flare Swivel

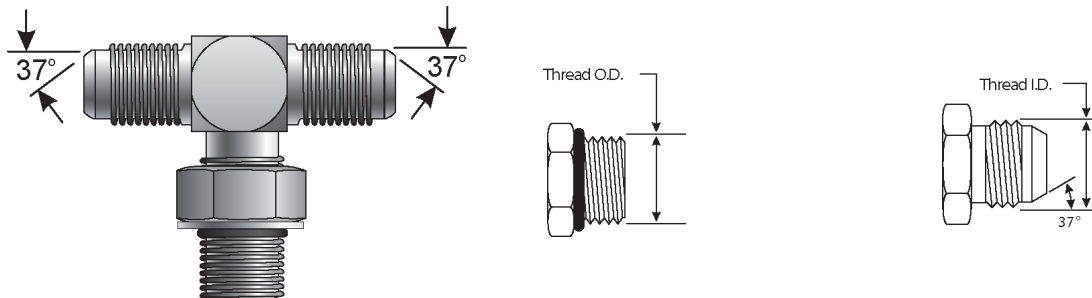
For use up to SAE 100R2 maximum working pressure.




Descr.	Prod. No.			Weight (Lbs.)
		"	"	
6MB-6FJX	7259-42155	9/16-18		.09
8MB-8FJX	7259-42185	3/4-16		.16


Male JIC 37° Flare on Run to Male O-Ring Boss - Tee

For use up to SAE 100R2 maximum working pressure.



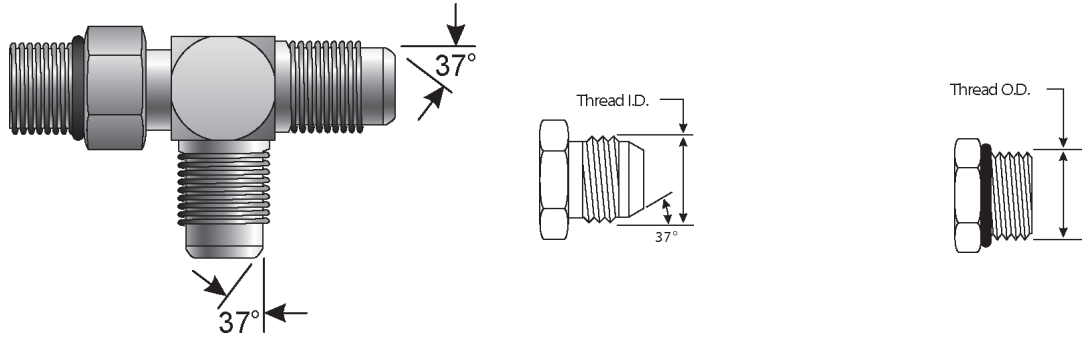
Descr.	Prod. No.				Weight (Lbs.)
		"	"	"	
4MJ-4MJ-4MB	7259-33615	7/16-20	7/16-20	7/16-20	.09
5MJ-5MJ-5MB	7259-33625	1/2-20	1/2-20	1/2-20	.13
6MJ-6MJ-6MB	7259-33635	9/16-18	9/16-18	9/16-18	.17
6MJ-6MJ-8MB	7259-06165	9/16-18	9/16-18	3/4-16	.29


Male JIC 37° Flare on Run to Male O-Ring Boss - Tee - Continued

Descr.	Prod. No.				Weight (Lbs.)
		"	"	"	
8MJ-8MJ-8MB	7259-33645	3/4-16	3/4-16	3/4-16	.32
8MJ-8MJ-10MB	7259-07655	3/4-16	3/4-16	7/8-14	.50
10MJ-10MJ-10MB	7259-33655	7/8-14	7/8-14	7/8-14	.46
12MJ-12MJ-10MB	7259-08985	1 1/16-12	1 1/16-12	7/8-14	.72
12MJ-12MJ-12MB	7259-33665	1 1/16-12	1 1/16-12	1 1/16-12	.80
14MJ-14MJ-14MB	7259-08995	1 3/16-12	1 3/16-12	1 3/16-12	1.10
16MJ-16MJ-16MB	7259-33675	1 5/16-12	1 5/16-12	1 5/16-12	1.07
20MJ-20MJ-20MB	7259-09005	1 5/8-12	1 5/8-12	1 5/8-12	1.98
24MJ-24MJ-24MB	7259-09015	1 7/8-12	1 7/8-12	1 7/8-12	2.65

Male O-Ring Boss to Male JIC 37° Flare to Male JIC 37° Flare - Tee

For use up to SAE 100R2 maximum working pressure.



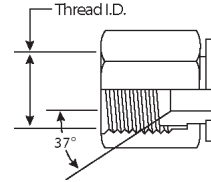
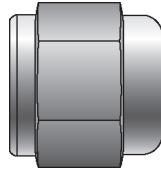
Descr.	Prod. No.				Weight (Lbs.)
		"	"	"	
4MB-4MJ-4MJ	7259-33685	7/16-20	7/16-20	7/16-20	.09
5MB-5MJ-5MJ	7259-33695	1/2-20	1/2-20	1/2-20	.15
6MB-6MJ-6MJ	7259-33705	9/16-18	9/16-18	9/16-18	.15
6MB-8MJ-6MJ	7259-00185	9/16-18	3/4-16	9/16-18	.28
8MB-8MJ-8MJ	7259-33715	3/4-16	3/4-16	3/4-16	.32
10MB-10MJ-10MJ	7259-33725	7/8-14	7/8-14	7/8-14	.46
12MB-12MJ-12MJ	7259-33735	1 1/16-12	1 1/16-12	1 1/16-12	.80
12MB-12MJ-16MJ	7259-09025	1 1/16-12	1 1/16-12	1 5/16-12	1.09
14MB-14MJ-14MJ	7259-09035	1 3/16-12	1 3/16-12	1 3/16-12	1.13
16MB-16MJ-16MJ	7259-33745	1 5/16-12	1 5/16-12	1 5/16-12	1.13
20MB-20MJ-20MJ	7259-07535	1 5/8-12	1 5/8-12	1 5/8-12	1.85
24MB-24MJ-24MJ	7259-09045	1 7/8-12	1 7/8-12	1 7/8-12	2.51


- HOSE
- HOSE/CPLG. SELECTION
- G8K COUPLINGS
- GLOBAL SPIRAL COUPLINGS
- PCM / PCS FERRULES
- MEGACRIMP COUPLINGS
- STAINLESS STEEL
- POWER CRIMP COUPLINGS
- LOC. GL AND GLP COUPLINGS
- POLARSEAL COUPLINGS
- POLARSEAL II COUPLINGS
- C14 COUPLINGS
- PCTS THERMOPLASTIC COUPLINGS
- FIELD ATTACHABLE G1 & G2 COUPLINGS
- FIELD ATTACHABLE C5 & C5E COUPLINGS
- SURELOK AIR BRAKE COUPLINGS
- ADAPTERS
- QUICK DISCONNECT COUPLERS
- LIVE SWIVEL
- BALL VALVES
- ACCESSORIES
- EQUIPMENT AND PARTS

HOSE
HOSE/CPLG. SELECTION
G8K COUPLINGS
GLOBALSPIRAL COUPLINGS
PCM / PCS FERRULES
MEGACRIMP COUPLINGS
STAINLESS STEEL
POWER CRIMP COUPLINGS
LOC. GL AND GLP COUPLINGS
POLARSEAL COUPLINGS
POLARSEAL II COUPLINGS
C14 COUPLINGS
PCTS THERMOPLASTIC COUPLINGS
FIELD ATTACHABLE G1 & G2 COUPLINGS
FIELD ATTACHABLE C5 & C5E COUPLINGS
SURELOK AIR BRAKE COUPLINGS
ADAPTERS
QUICK DISCONNECT COUPLERS
LIVE SWIVEL
BALL VALVES
ACCESSORIES
EQUIPMENT AND PARTS

Female JIC 37° Flare Cap

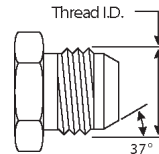
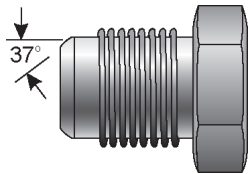
For use up to SAE 100R2 maximum working pressure.




Descr.	Prod. No.		Weight (Lbs.)
		"	
2FJ-CAP	7259-09865	5/16-24	.01
3FJ-CAP	7259-07435	3/8-24	.02
4FJ-CAP	7259-24305	7/16-20	.03
5FJ-CAP	7259-24315	1/2-20	.05
6FJ-CAP	7259-24325	9/16-18	.04
8FJ-CAP	7259-24335	3/4-16	.08
10FJ-CAP	7259-24345	7/8-14	.10
12FJ-CAP	7259-24355	1 1/16-12	.20
14FJ-CAP	7259-00445	1 3/16-12	.24
16FJ-CAP	7259-24365	1 5/16-12	.30
20FJ-CAP	7253-24375	1 5/8-12	.10
24FJ-CAP	7259-24385	1 7/8-12	.82
32FJ-CAP	7259-24405	2 1/2-12	1.30

Male JIC 37° Flare Plug

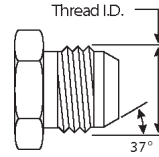
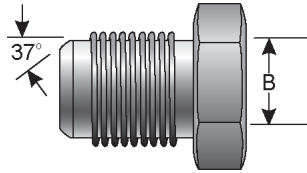
For use up to SAE 100R2 maximum working pressure.



Descr.	Prod. No.		Weight (Lbs.)
		"	
3MJ-PLUG	7259-09775	3/8-24	.02
4MJ-PLUG	7259-22885	7/16-20	.04
5MJ-PLUG	7259-22895	1/2-20	.05
6MJ-PLUG	7259-22905	9/16-18	.05
8MJ-PLUG	7259-22915	3/4-16	.09
10MJ-PLUG	7259-22925	7/8-14	.13
12MJ-PLUG	7259-22935	1 1/16-12	.22
14MJ-PLUG	7259-22945	1 5/16-12	.29
16MJ-PLUG	7259-22955	1 5/8-12	.34
20MJ-PLUG	7259-22965	1 5/8-12	.56
32MJ-PLUG	7259-33765	2 1/2-12	1.76

Male JIC 37° Flare to Female Braze - On

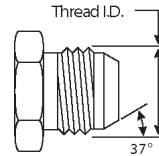
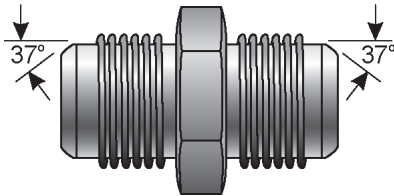
For use up to SAE 100R2 maximum working pressure.



Descr.	Prod. No.			Weight (Lbs.)
			B	
20MJ-20FBO	7253-28735	1 5/8-12	1 1/4	.40

Male JIC 37° Flare to Male JIC 37° Flare


For use up to SAE 100R2 maximum working pressure.



Descr.	Prod. No.			Weight (Lbs.)
2MJ-2MJ	7259-77775	5/16-24	5/16-24	.01
3MJ-2MJ	7259-09065	3/8-24	5/16-24	.26
3MJ-3MJ	7259-77785	3/8-24	3/8-24	.17
4MJ-3MJ	7259-09075	7/16-20	3/8-24	.03
4MJ-4MJ	7259-10125	7/16-20	7/16-20	.04
5MJ-4MJ	7259-77795	1/2-20	7/16-20	.04
5MJ-5MJ	7259-10735	1/2-20	1/2-20	.06
6MJ-4MJ	7259-00285	9/16-18	7/16-20	.06
6MJ-5MJ	7259-77805	9/16-18	1/2-20	.05
6MJ-6MJ	7259-06265	9/16-18	9/16-18	.07
8MJ-4MJ	7259-06505	3/4-16	7/16-20	.10
8MJ-5MJ	7259-09085	3/4-16	1/2-20	.10
8MJ-6MJ	7259-00075	3/4-16	9/16-18	.14
8MJ-8MJ	7259-06275	3/4-16	3/4-16	.12
10MJ-4MJ	7259-07195	7/8-14	7/16-20	.14
10MJ-6MJ	7259-07805	7/8-14	9/16-18	.14
10MJ-8MJ	7259-00375	7/8-14	3/4-16	.18
10MJ-10MJ	7259-10225	7/8-14	7/8-14	.21
12MJ-4MJ	7259-09095	1 1/16-12	7/16-20	.23
12MJ-6MJ	7259-08455	1 1/16-12	9/16-18	.23
12MJ-8MJ	7259-77815	1 1/16-12	3/4-16	.26
12MJ-10MJ	7259-00565	1 1/16-12	7/8-14	.28
12MJ-12MJ	7259-10235	1 1/16-12	1 1/16-12	.32
14MJ-12MJ	7259-09105	1 3/16-12	1 1/16-12	.35
14MJ-14MJ	7259-77825	1 3/16-12	1 3/16-12	.40
16MJ-8MJ	7259-07205	1 5/16-12	3/4-16	.34
16MJ-10MJ	7259-07505	1 5/16-12	7/8-14	.38
16MJ-12MJ	7259-77835	1 5/16-12	1 1/16-12	.42
16MJ-16MJ	7259-10655	1 5/16-12	1 5/16-12	.45
20MJ-12MJ	7259-09115	1 5/8-12	1 1/16-12	.60

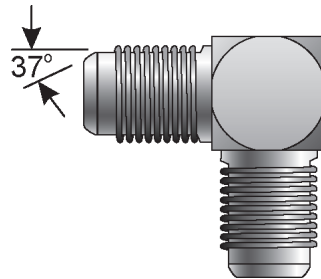
- HOSE
- HOSE/CPLG. SELECTION
- G8K COUPLINGS
- GLOBAL SPIRAL COUPLINGS
- PCM / PCS FERRULES
- MEGACRIMP COUPLINGS
- STAINLESS STEEL
- POWER CRIMP COUPLINGS
- LOC. GL AND GLP COUPLINGS
- POLARSEAL COUPLINGS
- POLARSEAL II COUPLINGS
- C14 COUPLINGS
- PCTS THERMOPLASTIC COUPLINGS
- FIELD ATTACHABLE G1 & G2 COUPLINGS
- FIELD ATTACHABLE C5 & C5E COUPLINGS
- SURELOK AIR BRAKE COUPLINGS
- ADAPTERS
- QUICK DISCONNECT COUPLERS
- LIVE SWIVEL
- BALL VALVES
- ACCESSORIES
- EQUIPMENT AND PARTS


Male JIC 37° Flare to Male JIC 37° Flare - Continued

Descr.	Prod. No.			Weight (Lbs.)
		"	"	
20MJ-16MJ	7259-06555	1 5/8-12	1 5/16-12	.63
20MJ-20MJ	7259-11145	1 5/8-12	1 5/8-12	1.59
24MJ-12MJ	7259-09125	1 7/8-12	1 1/16-12	.88
24MJ-20MJ	7259-09135	1 7/8-12	1 5/8-12	.94
24MJ-24MJ	7259-33845	1 7/8-12	1 7/8-12	1.00
32MJ-32MJ	7259-33855	2 1/2-12	2 1/2-12	2.19

Male JIC 37° Flare to Male JIC 37° Flare - 90°

For use up to SAE 100R2 maximum working pressure.

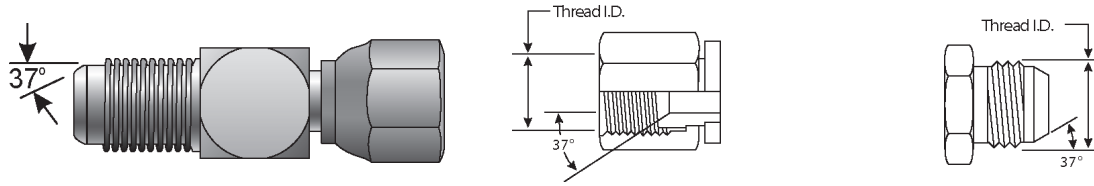


Descr.	Prod. No.			Weight (Lbs.)
		"	"	
2MJ-2MJ90	7259-09145	5/16-24	5/16-24	.03
4MJ-4MJ90	7259-77845	7/16-20	7/16-20	.08
5MJ-5MJ90	7259-05865	1/2-20	1/2-20	.08
6MJ-4MJ90	7259-07925	9/16-18	7/16-20	.09
6MJ-6MJ90	7259-77855	9/16-18	9/16-18	.10
8MJ-6MJ90	7259-06745	3/4-16	9/16-18	.20
8MJ-8MJ90	7259-77865	3/4-16	3/4-16	.21
10MJ-10MJ90	7259-77875	7/8-14	7/8-14	.32
12MJ-12MJ90	7259-77885	1 1/16-12	1 1/16-12	.49
14MJ-14MJ90	7259-08275	1 3/16-12	1 3/16-12	.79
16MJ-12MJ90	7259-09155	1 5/16-12	1 1/16-12	.79
16MJ-16MJ90	7259-77895	1 5/16-12	1 5/16-12	.77
20MJ-20MJ90	7259-07095	1 5/8-12	1 5/8-12	1.28
24MJ-24MJ90	7259-07105	1 7/8-12	1 7/8-12	2.08
32MJ-32MJ90	7259-08465	2 1/2-12	2 1/2-12	4.41

HOSE
HOSE/CPLG. SELECTION
G8K COUPLINGS
GLOBALSPIRAL COUPLINGS
PCM / PCS FERRULES
MEGACRIMP COUPLINGS
STAINLESS STEEL
POWER CRIMP COUPLINGS
LOC, GL AND GLP COUPLINGS
POLARSEAL COUPLINGS
POLARSEAL II COUPLINGS
C14 COUPLINGS
PCTS THERMOPLASTIC COUPLINGS
FIELD ATTACHABLE G1 & G2 COUPLINGS
FIELD ATTACHABLE C5 & C5E COUPLINGS
SURELOK AIR BRAKE COUPLINGS
ADAPTERS
QUICK DISCONNECT COUPLERS
LIVE SWIVEL
BALL VALVES
ACCESSORIES
EQUIPMENT AND PARTS

Male JIC 37° Flare to Female JIC 37° Flare

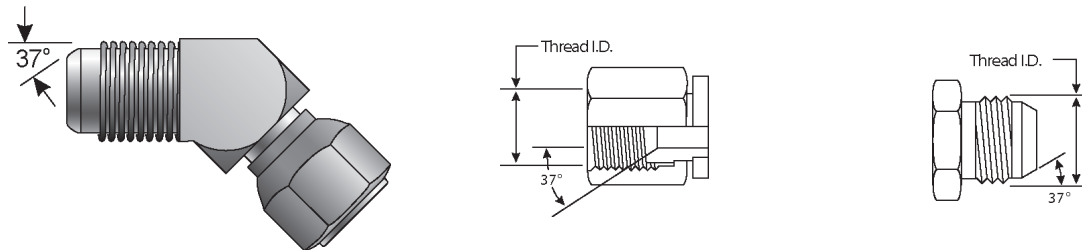
For use up to SAE 100R2 maximum working pressure.



Descr.	Prod. No.			Weight (Lbs.)
		"	"	
4MJ-6FJ	7259-33865	7/16-20	9/16-18	.06
5MJ-4FJ	7259-07445	1/2-20	7/16-20	.04
5MJ-6FJ	7259-09175	1/2-20	9/16-18	.06
6MJ-4FJ	7259-00015	9/16-18	7/16-20	.06
6MJ-6FJ	7259-09195	9/16-18	9/16-18	.05
6MJ-8FJ	7259-33875	9/16-18	3/4-16	.12
6MJ-10FJ	7259-33885	9/16-18	7/8-14	.13
8MJ-4FJ	7259-00935	3/4-16	7/16-20	.12
8MJ-8FJ	7259-06135	3/4-16	3/4-16	.20
8MJ-10FJ	7253-33895	3/4-16	7/8-14	.14
8MJ-12FJ	7259-33905	3/4-16	3/4-16	.32
10MJ-4FJ	7259-05915	7/8-14	7/16-20	.13
10MJ-6FJ	7259-05375	7/8-14	9/16-18	.13
10MJ-8FJ	7259-00705	7/8-14	3/4-16	.15
10MJ-12FJ	7259-33915	7/8-14	1 1/16-12	.30
10MJ-16FJ	7259-33925	7/8-14	1 5/16-12	.38
12MJ-4FJ	7259-05235	1 1/16-12	7/16-20	.13
12MJ-6FJ	7259-00145	1 1/16-12	9/16-18	.20
12MJ-8FJ	7259-00115	1 1/16-12	3/4-16	.23
12MJ-12FJ	7259-09205	1 1/16-12	1 1/16-12	.30
12MJ-16FJ	7253-33935	1 1/16-12	1 5/16-12	.35
12MJ-20FJ	7253-33945	1 1/16-12	1 5/8-12	.76
16MJ-16FJ	7259-09215	1 5/16-12	1 5/16-12	.39
16MJ-20FJ	7259-33955	1 5/16-12	1 5/8-12	.75
20MJ-16FJ	7259-05085	1 5/8-12	1 5/16-12	.72

Male JIC 37° Flare to Female JIC 37° Flare Swivel - 45°


For use up to SAE 100R2 maximum working pressure.



Descr.	Prod. No.			Weight (Lbs.)
		"	"	
4MJ-4FJX45	7259-23215	7/16-20	7/16-20	.06
5MJ-5FJX45	7259-33965	1/2-20	1/2-20	.08
6MJ-6FJX45	7259-23225	9/16-18	9/16-18	.10
8MJ-8FJX45	7259-23235	3/4-16	3/4-16	.19

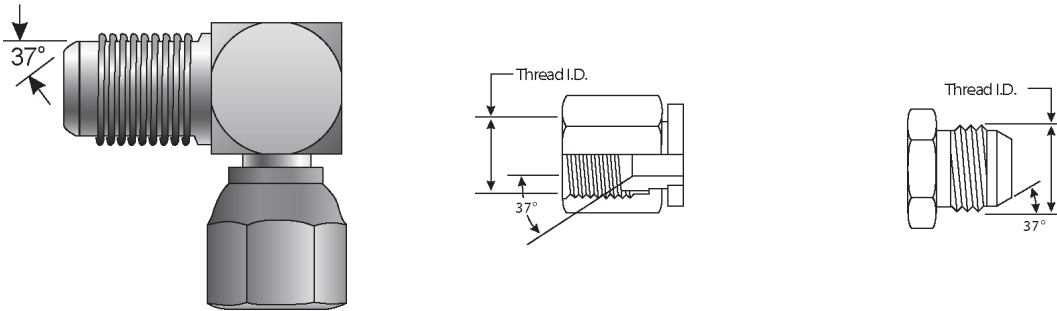
- HOSE
- HOSE/CPLG. SELECTION
- G8K COUPLINGS
- GLOBAL SPIRAL COUPLINGS
- PCM / PCS FERRULES
- MEGACRIMP COUPLINGS
- STAINLESS STEEL
- POWER CRIMP COUPLINGS
- LOC. GL AND GLP COUPLINGS
- POLARSEAL COUPLINGS
- POLARSEAL II COUPLINGS
- C14 COUPLINGS
- PCTS THERMOPLASTIC COUPLINGS
- FIELD ATTACHABLE G1 & G2 COUPLINGS
- FIELD ATTACHABLE C5 & C5E COUPLINGS
- SURELOK AIR BRAKE COUPLINGS
- ADAPTERS
- QUICK DISCONNECT COUPLERS
- LIVE SWIVEL
- BALL VALVES
- ACCESSORIES
- EQUIPMENT AND PARTS


Male JIC 37° Flare to Female JIC 37° Flare Swivel - 45° - Continued

Descr.	Prod. No.			Weight (Lbs.)
		"	"	
10MJ-10FJX45	7259-23245	7/8-14	7/8-14	.26
12MJ-12FJX45	7259-23255	1 1/16-12	1 1/16-12	.67
14MJ-14FJX45	7259-06995	1 3/16-12	1 3/16-12	.69
16MJ-16FJX45	7259-23265	1 5/16-12	1 5/16-12	.66
20MJ-20FJX45	7259-23275	1 5/8-12	1 5/8-12	1.61
24MJ-24FJX45	7259-05455	1 7/8-12	1 7/8-12	1.87
32MJ-32FJX45	7259-07935	2 1/2-12	2 1/2-12	6.62

Male JIC 37° Flare to Female JIC 37° Flare Swivel - 90°

For use up to SAE 100R2 maximum working pressure.

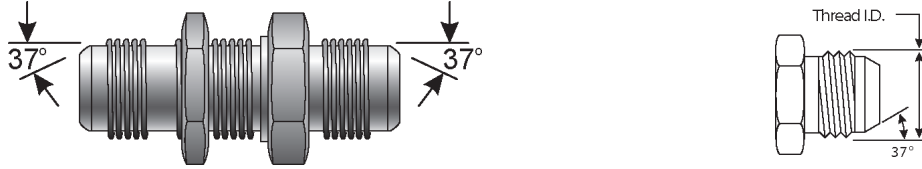


Descr.	Prod. No.			Weight (Lbs.)
		"	"	
4MJ-4FJX90	7259-23285	7/16-20	7/16-20	.07
5MJ-5FJX90	7259-24025	1/2-20	1/2-20	.09
6MJ-4FJX90	7259-06905	9/16-18	7/16-20	.11
6MJ-6FJX90	7259-23295	9/16-18	9/16-18	.13
8MJ-6FJX90	7259-06205	3/4-16	9/16-18	.20
8MJ-8FJX90	7259-23305	3/4-16	3/4-16	.25
8MJ-10FJX90	7259-06385	3/4-16	3/4-16	.35
10MJ-10FJX90	7259-23315	7/8-14	7/8-14	.35
12MJ-12FJX90	7259-23325	1 1/16-12	1 1/16-12	.51
14MJ-14FJX90	7259-06215	1 3/16-12	1 3/16-12	.79
16MJ-16FJX90	7259-23335	1 5/16-12	1 5/16-12	.85
20MJ-20FJX90	7259-24075	1 5/8-12	1 5/8-12	1.50
24MJ-24FJX90	7259-24085	1 7/8-12	1 7/8-12	1.87
32MJ-32FJX90	7259-24095	2 1/2-12	2 1/2-12	4.72

HOSE
HOSE/CPLG. SELECTION
G8K COUPLINGS
GLOBALSPIRAL COUPLINGS
PCM / PCS FERRULES
MEGACRIMP COUPLINGS
STAINLESS STEEL
POWER CRIMP COUPLINGS
LOC, GL AND GLP COUPLINGS
POLARSEAL COUPLINGS
POLARSEAL II COUPLINGS
C14 COUPLINGS
PCTS THERMOPLASTIC COUPLINGS
FIELD ATTACHABLE G1 & G2 COUPLINGS
FIELD ATTACHABLE C5 & C5E COUPLINGS
SURELOK AIR BRAKE COUPLINGS
ADAPTERS
QUICK DISCONNECT COUPLERS
LIVE SWIVEL
BALL VALVES
ACCESSORIES
EQUIPMENT AND PARTS

Male JIC 37° Flare to Male JIC 37° Flare Bulkhead

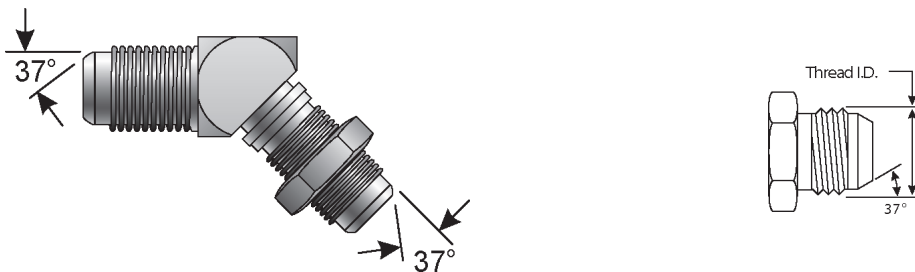
For use up to SAE 100R2 maximum working pressure.



Descr.	Prod. No.	"		Weight (Lbs.)
3MJ-3BKHD	7259-09295	3/8-24		.05
4MJ-4BKHD	7259-24505	7/16-20		.09
5MJ-5BKHD	7259-24515	1/2-20		.16
6MJ-6BKHD	7259-24525	9/16-18		.11
8MJ-8BKHD	7259-24535	3/4-16		.21
10MJ-10BKHD	7259-24545	7/8-14		.31
12MJ-12BKHD	7259-24555	1 1/16-12		.51
14MJ-14BKHD	7259-08495	1 3/16-12		.79
16MJ-16BKHD	7259-24565	1 5/16-12		.67
20MJ-20BKHD	7259-34155	1 5/8-12		1.32
24MJ-24BKHD	7259-34165	1 7/8-12		1.35

Male JIC 37° Flare to Male JIC 37° Flare Bulkhead - 45°

For use up to SAE 100R2 maximum working pressure.



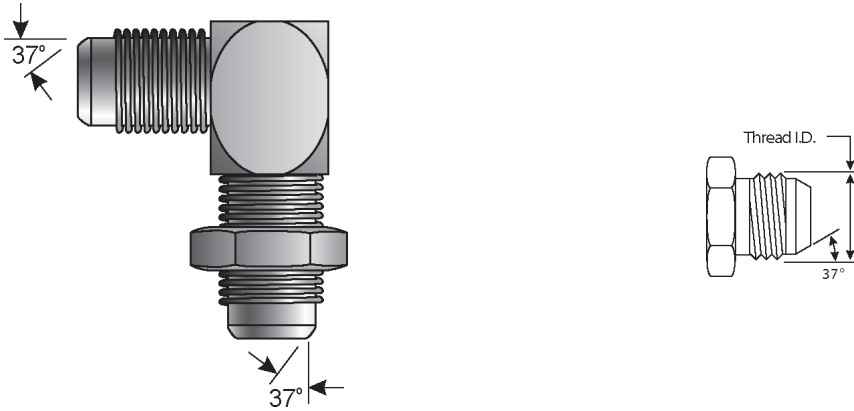
Descr.	Prod. No.	"		Weight (Lbs.)
4MJ-4BKHD45	7259-34175	7/16-20		.08
5MJ-5BKHD45	7259-34185	1/2-20		.10
6MJ-6BKHD45	7259-34195	9/16-18		.10
8MJ-8BKHD45	7259-34205	3/4-16		.23
10MJ-10BKHD45	7259-34215	7/8-14		.34
12MJ-12BKHD45	7259-34225	1 1/16-12		.56
16MJ-16BKHD45	7259-34235	1 5/16-12		.83

- HOSE
- HOSE/CPLG. SELECTION
- G8K COUPLINGS
- GLOBALSPIRAL COUPLINGS
- PCM / PCS FERRULES
- MEGACRIMP COUPLINGS
- STAINLESS STEEL
- POWER CRIMP COUPLINGS
- LOC. GL AND GLP COUPLINGS
- POLARSEAL COUPLINGS
- POLARSEAL II COUPLINGS
- C14 COUPLINGS
- PCTS THERMOPLASTIC COUPLINGS
- FIELD ATTACHABLE G1 & G2 COUPLINGS
- FIELD ATTACHABLE C5 & C5E COUPLINGS
- SURELOK AIR BRAKE COUPLINGS
- ADAPTERS
- QUICK DISCONNECT COUPLERS
- LIVE SWIVEL
- BALL VALVES
- ACCESSORIES
- EQUIPMENT AND PARTS

HOSE
HOSE/CPLG. SELECTION
G8K COUPLINGS
GLOBALSPIRAL COUPLINGS
PCM / PCS FERRULES
MEGACRIMP COUPLINGS
STAINLESS STEEL
POWER CRIMP COUPLINGS
LOC, GL AND GLP COUPLINGS
POLARSEAL COUPLINGS
POLARSEAL II COUPLINGS
C14 COUPLINGS
PCTS THERMOPLASTIC COUPLINGS
FIELD ATTACHABLE G1 & G2 COUPLINGS
FIELD ATTACHABLE C5 & C5E COUPLINGS
SURELOK AIR BRAKE COUPLINGS
ADAPTERS
QUICK DISCONNECT COUPLERS
LIVE SWIVEL
BALL VALVES
ACCESSORIES
EQUIPMENT AND PARTS

Male JIC 37° Flare to Male JIC 37° Flare Bulkhead - 90°

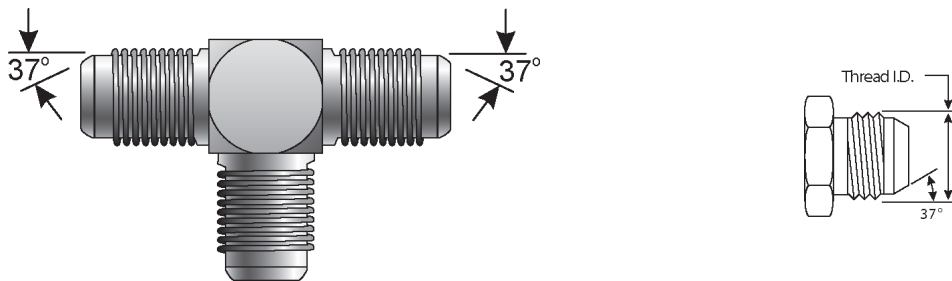
For use up to SAE 100R2 maximum working pressure.



Descr.	Prod. No.	Thread		Weight (Lbs.)
		Male	Female	
4MJ-4BKHD90	7259-34255	7/16-20	1/2-20	.09
5MJ-5BKHD90	7259-34265	1/2-20	9/16-18	.13
6MJ-6BKHD90	7259-34275	9/16-18	3/4-16	.14
8MJ-8BKHD90	7259-34285	3/4-16	7/8-14	.30
10MJ-10BKHD90	7259-34295	7/8-14	1 1/16-12	.42
12MJ-12BKHD90	7259-34305	1 1/16-12	1 3/16-12	.75
14MJ-14BKHD90	7259-09315	1 3/16-12	1 5/16-12	1.05
16MJ-16BKHD90	7259-34315	1 5/16-12	1 5/8-12	1.01
20MJ-20BKHD90	7259-34325	1 5/8-12	1 7/8-12	1.75
24MJ-24BKHD90	7259-09325	1 7/8-12		2.65


Male JIC 37° Flare Tee

For use up to SAE 100R2 maximum working pressure.



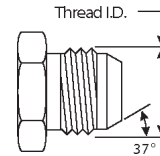
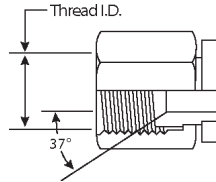
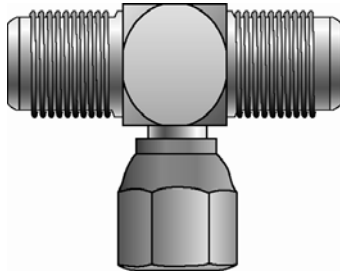
Descr.	Prod. No.	Thread		Weight (Lbs.)
		Male	Female	
2MJ-2MJ-2MJ	7259-77905	5/16-24	3/8-24	.04
3MJ-3MJ-3MJ	7259-08095	3/8-24	7/16-20	.07
4MJ-4MJ-4MJ	7259-23345	7/16-20	1/2-20	.12
5MJ-5MJ-5MJ	7259-34335	1/2-20	9/16-18	.10
6MJ-6MJ-6MJ	7259-23355	9/16-18	3/4-16	.13
6MJ-6MJ-8MJ	7253-34345	9/16-18	3/4-16	.32
8MJ-8MJ-8MJ	7259-23365	3/4-16	7/8-14	.25
10MJ-10MJ-10MJ	7259-23375	7/8-14	1 1/16-12	.42
12MJ-12MJ-12MJ	7259-23385	1 1/16-12	1 3/16-12	.66
14MJ-14MJ-14MJ	7259-09335	1 3/16-12		1.01


Male JIC 37° Flare Tee - Continued

Descr.	Prod. No.			Weight (Lbs.)
		 " "		
16MJ-16MJ-12MJ	7259-34365	1 5/16-12		.95
16MJ-16MJ-16MJ	7259-23395	1 5/16-12		.95
20MJ-20MJ-20MJ	7259-23405	1 5/8-12		1.98
24MJ-24MJ-24MJ	7259-07555	1 7/8-12		2.65
32MJ-32MJ-32MJ	7259-07455	2 1/2-12		6.62

Male JIC 37° Flare on Run to Female JIC 37° Flare Swivel - Tee

For use up to SAE 100R2 maximum working pressure.



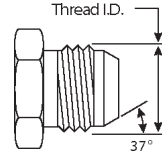
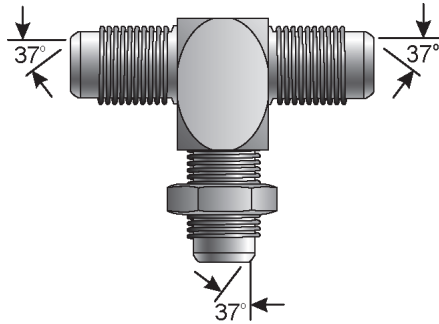
Descr.	Prod. No.			Weight (Lbs.)
		 " "		
4MJ-4MJ-4FJX	7259-24805	7/16-20	7/16-20	.10
5MJ-5MJ-5FJX	7259-06535	1/2-20	1/2-20	.17
6MJ-6MJ-6FJX	7259-24815	9/16-18	9/16-18	.17
8MJ-8MJ-8FJX	7259-24825	3/4-16	3/4-16	.30
10MJ-10MJ-10FJX	7259-34405	7/8-14	7/8-14	.44
12MJ-12MJ-12FJX	7259-24835	1 1/16-12	1 1/16-12	.72
14MJ-14MJ-14FJX	7259-07945	1 3/16-12	1 3/16-12	.99
16MJ-16MJ-16FJX	7259-24845	1 5/16-12	1 5/16-12	.93
20MJ-20MJ-20FJX	7259-34415	1 5/8-12	1 5/8-12	1.98
24MJ-24MJ-24FJX	7259-08505	1 7/8-12	1 7/8-12	2.50
32MJ-32MJ-32FJX	7259-09345	2 1/2-12	2 1/2-12	5.67

- HOSE
- HOSE/CPLG. SELECTION
- G8K COUPLINGS
- GLOBAL SPIRAL COUPLINGS
- PCM / PCS FERRULES
- MEGACRIMP COUPLINGS
- STAINLESS STEEL
- POWER CRIMP COUPLINGS
- LOC. GL AND GLP COUPLINGS
- POLARSEAL COUPLINGS
- POLARSEAL II COUPLINGS
- C14 COUPLINGS
- PCTS THERMOPLASTIC COUPLINGS
- FIELD ATTACHABLE G1 & G2 COUPLINGS
- FIELD ATTACHABLE C5 & C5E COUPLINGS
- SURELOK AIR BRAKE COUPLINGS
- ADAPTERS
- QUICK DISCONNECT COUPLERS
- LIVE SWIVEL
- BALL VALVES
- ACCESSORIES
- EQUIPMENT AND PARTS

HOSE
HOSE/CPLG. SELECTION
G8K COUPLINGS
GLOBALSPIRAL COUPLINGS
PCM / PCS FERRULES
MEGACRIMP COUPLINGS
STAINLESS STEEL
POWER CRIMP COUPLINGS
LOC, GL AND GLP COUPLINGS
POLARSEAL COUPLINGS
POLARSEAL II COUPLINGS
C14 COUPLINGS
PCTS THERMOPLASTIC COUPLINGS
FIELD ATTACHABLE G1 & G2 COUPLINGS
FIELD ATTACHABLE C5 & C5E COUPLINGS
SURELOK AIR BRAKE COUPLINGS
ADAPTERS
QUICK DISCONNECT COUPLERS
LIVE SWIVEL
BALL VALVES
ACCESSORIES
EQUIPMENT AND PARTS

Male JIC 37° Flare on Run to Male JIC 37° Flare Bulkhead - Tee

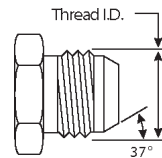
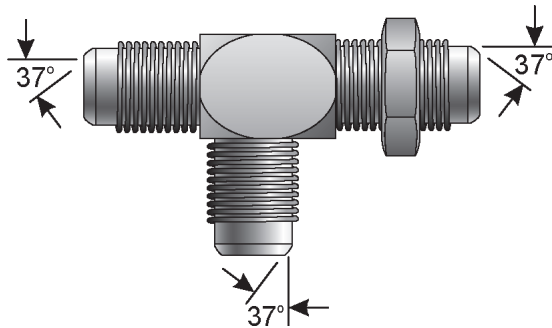
For use up to SAE 100R2 maximum working pressure.



Descr.	Prod. No.	Flare	
		Run	Bulkhead
4MJ-4MJ-4BKHD	7259-34425	7/16-20	.10
5MJ-5MJ-5BKHD	7259-34435	1/2-20	.14
6MJ-6MJ-6BKHD	7259-34445	9/16-18	.16
8MJ-8MJ-8BKHD	7259-34455	3/4-16	.36
10MJ-10MJ-10BKHD	7259-34465	7/8-14	.53
12MJ-12MJ-12BKHD	7259-34475	1 1/16-12	.90
16MJ-16MJ-16BKHD	7259-34485	1 5/16-12	1.40

Male JIC 37° Flare to Male JIC 37° Flare Bulkhead to Male JIC 37° Flare - Tee

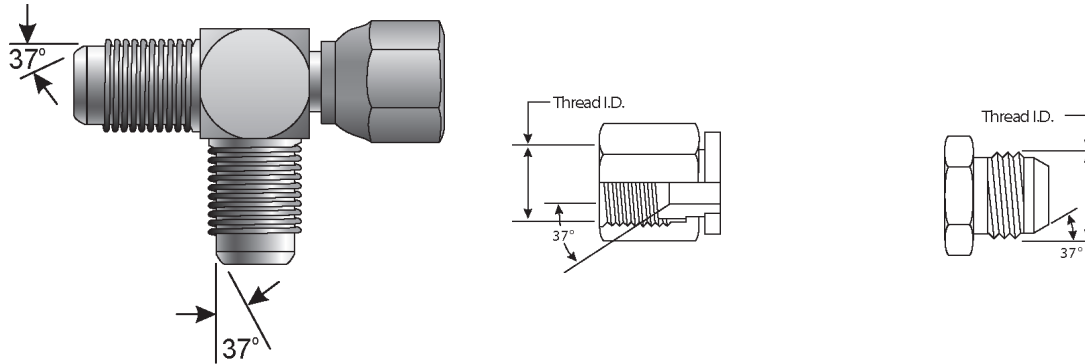
For use up to SAE 100R2 maximum working pressure.



Descr.	Prod. No.	Flare	
		Run	Bulkhead
4MJ-4BKHD-4MJ	7259-34495	7/16-20	.10
6MJ-6BKHD-6MJ	7259-34515	9/16-18	.17
8MJ-8BKHD-8MJ	7259-34525	3/4-16	.35
10MJ-10BKHD-10MJ	7259-34535	7/8-14	.55
12MJ-12BKHD-12MJ	7259-34545	1 1/16-12	.86
16MJ-16BKHD-16MJ	7259-34555	1 5/16-12	1.25

Male JIC 37° Flare to Female JIC 37° Flare Swivel to Male JIC 37° Flare - Tee

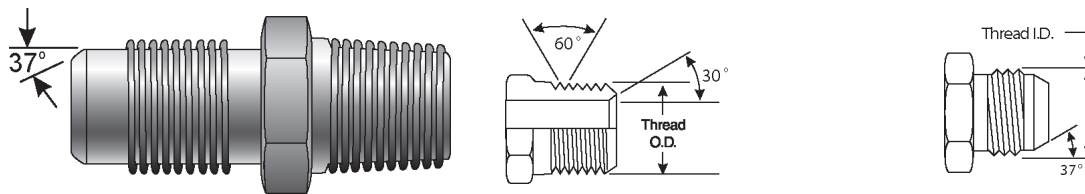
For use up to SAE 100R2 maximum working pressure.



Descr.	Prod. No.			Weight (Lbs.)
		"	"	
4MJ-4FJX-4MJ	7259-24705	7/16-20	7/16-20	.09
5MJ-5FJX-5MJ	7259-77915	1/2-20	1/2-20	.12
6MJ-6FJX-6MJ	7259-24725	9/16-18	9/16-18	.15
8MJ-8FJX-8MJ	7259-24735	3/4-16	3/4-16	.29
10MJ-10FJX-10MJ	7259-24745	7/8-14	7/8-14	.40
12MJ-12FJX-12MJ	7259-24755	1 1/16-12	1 1/16-12	.72
14MJ-14FJX-14MJ	7259-08325	1 3/16-12	1 3/16-12	1.01
16MJ-16FJX-16MJ	7259-24765	1 5/16-12	1 5/16-12	.94
20MJ-20FJX-20MJ	7259-77925	1 5/8-12	1 5/8-12	1.98
24MJ-24FJX-24MJ	7259-07955	1 7/8-12	1 7/8-12	2.50
32MJ-32FJX-32MJ	7259-09355	2 1/2-12	2 1/2-12	7.94

Male JIC 37° Flare to Male Pipe NPTF

For use up to SAE 100R2 maximum working pressure.



Descr.	Prod. No.			Weight (Lbs.)
		"	"	
2MJ-2MP	7259-77935	5/16-24	1/8-27	.02
3MJ-2MP	7259-77945	3/8-24	1/8-27	.03
4MJ-2MP	7259-10085	7/16-20	1/8-27	.04
4MJ-4MP	7259-04195	7/16-20	1/4-18	.07
4MJ-6MP	7259-10385	7/16-20	3/8-18	.09
4MJ-8MP	7259-70455	7/16-20	1/2-14	.12
4MJ-12MP	7259-07215	7/16-20	3/4-14	.21
5MJ-2MP	7259-10995	1/2-20	1/8-27	.05
5MJ-4MP	7259-10415	1/2-20	1/4-18	.09
5MJ-6MP	7259-25665	1/2-20	3/8-18	.09
5MJ-8MP	7259-07835	1/2-20	1/2-14	.15
6MJ-2MP	7259-10565	9/16-18	1/8-27	.06

HOSE

HOSE/CPLG. SELECTION

G8K COUPLINGS

GLOBAL SPIRAL COUPLINGS

PCM / PCS FERRULES

MEGACRIMP COUPLINGS

STAINLESS STEEL

POWER CRIMP COUPLINGS

LOC. GL AND GLP COUPLINGS

POLARSEAL COUPLINGS

POLARSEAL II COUPLINGS

C14 COUPLINGS

PCTS THERMOPLASTIC COUPLINGS

FIELD ATTACHABLE G1 & G2 COUPLINGS

FIELD ATTACHABLE C5 & C5E COUPLINGS

SURELOK AIR BRAKE COUPLINGS

ADAPTERS

QUICK DISCONNECT COUPLERS

LIVE SWIVEL


BALL VALVES

ACCESSORIES

EQUIPMENT AND PARTS

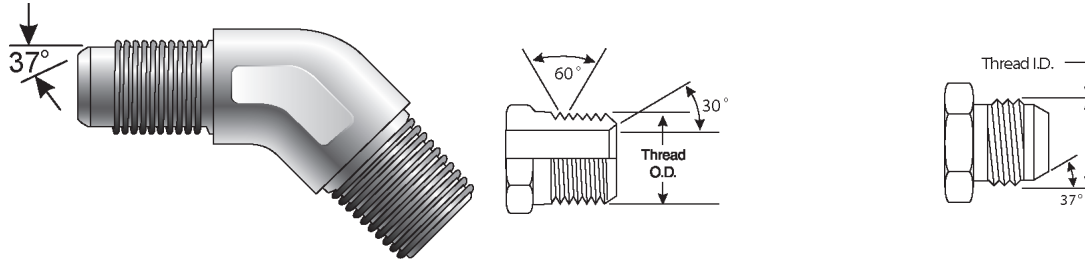
Male JIC 37° Flare to Male Pipe NPTF - Continued


HOSE
HOSE/CPLG. SELECTION
G8K COUPLINGS
GLOBALSPIRAL COUPLINGS
PCM / PCS FERRULES
MEGACRIMP COUPLINGS
STAINLESS STEEL
POWER CRIMP COUPLINGS
LOC, GL AND GLP COUPLINGS
POLARSEAL COUPLINGS
POLARSEAL II COUPLINGS
C14 COUPLINGS
PCTS THERMOPLASTIC COUPLINGS
FIELD ATTACHABLE G1 & G2 COUPLINGS
FIELD ATTACHABLE C5 & C5E COUPLINGS
SURELOK AIR BRAKE COUPLINGS
ADAPTERS
QUICK DISCONNECT COUPLERS
LIVE SWIVEL
BALL VALVES
ACCESSORIES
EQUIPMENT AND PARTS

Descr.	Prod. No.			Weight (Lbs.)
		"	"	
6MJ-4MP	7259-25635	9/16-18	1/4-18	.18
6MJ-6MP	7259-04225	9/16-18	3/8-18	.08
6MJ-8MP	7259-10205	9/16-18	1/2-14	.14
6MJ-12MP	7259-00425	9/16-18	3/4-14	.20
8MJ-2MP	7259-09875	3/4-16	1/8-27	.10
8MJ-4MP	7259-10435	3/4-16	1/4-18	.10
8MJ-6MP	7259-10105	3/4-16	3/8-18	.16
8MJ-8MP	7259-04235	3/4-16	1/2-14	.17
8MJ-12MP	7259-10545	3/4-16	3/4-14	.26
8MJ-16MP	7259-05835	3/4-16	1-11 1/2	.53
10MJ-4MP	7259-07965	7/8-14	1/4-18	.38
10MJ-6MP	7259-10785	7/8-14	3/8-18	.18
10MJ-8MP	7259-25715	7/8-14	1/2-14	.18
10MJ-12MP	7259-10595	7/8-14	3/4-14	.26
12MJ-6MP	7259-07225	1 1/16-12	3/8-18	.21
12MJ-8MP	7259-10255	1 1/16-12	1/2-14	.30
12MJ-12MP	7259-25735	1 1/16-12	3/4-14	.28
12MJ-16MP	7259-10355	1 1/16-12	1-11 1/2	.62
12MJ-20MP	7259-05765	1 1/16-12	1 1/4-11 1/2	.56
12MJ-24MP	7259-07665	1 1/16-12	1 1/2-11 1/2	.77
14MJ-12MP	7259-77965	1 3/16-12	3/4-14	.32
14MJ-16MP	7259-07975	1 3/16-12	1-11 1/2	.51
16MJ-8MP	7259-06095	1 5/16-12	1/2-14	.36
16MJ-12MP	7259-10485	1 5/16-12	3/4-14	.42
16MJ-16MP	7259-04275	1 5/16-12	1-11 1/2	.46
16MJ-20MP	7259-34565	1 5/16-12	1 1/4-11 1/2	.77
16MJ-24MP	7259-06065	1 5/16-12	1 1/2-11 1/2	.80
20MJ-12MP	7259-07675	1 5/8-12	3/4-14	.60
20MJ-16MP	7259-11465	1 5/8-12	1-11 1/2	.79
20MJ-20MP	7259-10465	1 5/8-12	1 1/4-11 1/2	.79
20MJ-24MP	7259-34575	1 5/8-12	1 1/2-11 1/2	.99
24MJ-16MP	7259-07125	1 7/8-12	1-11 1/2	1.40
24MJ-20MP	7259-34585	1 7/8-12	1 1/4-11 1/2	.99
24MJ-24MP	7259-11245	1 7/8-12	1 1/2-11 1/2	.89
24MJ-32MP	7259-09375	1 7/8-12	2-11 1/2	1.80
32MJ-16MP	7259-09385	2 1/2-12	1-11 1/2	1.66
32MJ-20MP	7259-09395	2 1/2-12	1 1/4-11 1/2	1.78
32MJ-24MP	7259-34595	2 1/2-12	1 1/2-11 1/2	1.80
32MJ-32MP	7259-11365	2 1/2-12	2-11 1/2	1.98

Male JIC 37° Flare to Male Pipe NPTF - 45°

For use up to SAE 100R2 maximum working pressure.

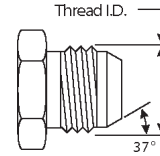
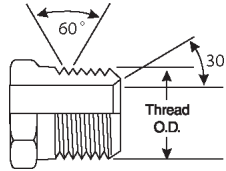
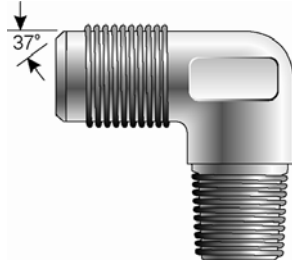


Descr.	Prod. No.			Weight (Lbs.)
		"	"	
2MJ-2MP45	7259-09415	5/16-24	1/8-27	.03
3MJ-2MP45	7259-77975	3/8-24	1/8-27	.05
4MJ-2MP45	7259-10505	7/16-20	1/8-27	.04
4MJ-4MP45	7259-10825	7/16-20	1/4-18	.07
4MJ-6MP45	7259-34605	7/16-20	3/8-18	.11
4MJ-8MP45	7259-09425	7/16-20	1/2-14	.15
5MJ-2MP45	7259-11635	1/2-20	1/8-27	.07
5MJ-4MP45	7259-11265	1/2-20	1/4-18	.07
5MJ-6MP45	7259-07685	1/2-20	3/8-18	.12
6MJ-2MP45	7259-77985	9/16-18	1/8-27	.07
6MJ-4MP45	7259-10925	9/16-18	1/4-18	.07
6MJ-6MP45	7259-10715	9/16-18	3/8-18	.11
6MJ-8MP45	7259-11135	9/16-18	1/2-14	.08
6MJ-12MP45	7259-07315	9/16-18	3/4-14	.28
8MJ-4MP45	7259-77995	3/4-16	1/4-18	.13
8MJ-6MP45	7259-10695	3/4-16	3/8-18	.15
8MJ-8MP45	7259-10495	3/4-16	1/2-14	.22
8MJ-12MP45	7259-11395	3/4-16	3/4-14	.26
10MJ-6MP45	7259-11505	7/8-14	3/8-18	.20
10MJ-8MP45	7259-10395	7/8-14	1/2-14	.21
10MJ-12MP45	7259-34615	7/8-14	3/4-14	.31
12MJ-8MP45	7259-11375	1 1/16-12	1/2-14	.33
12MJ-12MP45	7259-10845	1 1/16-12	3/4-14	.36
12MJ-16MP45	7259-05775	1 1/16-12	1-11 1/2	.66
14MJ-12MP45	7259-09885	1 3/16-12	3/4-14	.70
16MJ-8MP45	7259-09435	1 5/16-12	1/2-14	.51
16MJ-12MP45	7259-11585	1 5/16-12	3/4-14	.52
16MJ-16MP45	7259-11035	1 5/16-12	1-11 1/2	.56
16MJ-20MP45	7259-07845	1 5/16-12	1 1/4-11 1/2	.88
20MJ-16MP45	7259-07985	1 5/8-12	1-11 1/2	.99
20MJ-20MP45	7259-11485	1 5/8-12	1 1/4-11 1/2	.87
20MJ-24MP45	7259-08105	1 5/8-12	1 1/2-11 1/2	1.05
24MJ-24MP45	7259-11695	1 7/8-12	1 1/2-11 1/2	.90
32MJ-32MP45	7259-11675	2 1/2-12	2-11 1/2	2.79


HOSE
HOSE/CPLG. SELECTION
G8K COUPLINGS
GLOBAL SPIRAL COUPLINGS
PCM / PCS FERRULES
MEGACRIMP COUPLINGS
STAINLESS STEEL
POWER CRIMP COUPLINGS
LOC. GL AND GLP COUPLINGS
POLARSEAL COUPLINGS
POLARSEAL II COUPLINGS
C14 COUPLINGS
PCTS THERMOPLASTIC COUPLINGS
FIELD ATTACHABLE G1 & G2 COUPLINGS
FIELD ATTACHABLE C5 & C5E COUPLINGS
SURELOK AIR BRAKE COUPLINGS
ADAPTERS
QUICK DISCONNECT COUPLERS
LIVE SWIVEL
BALL VALVES
ACCESSORIES
EQUIPMENT AND PARTS

Male JIC 37° Flare to Male Pipe NPTF - 90°

For use up to SAE 100R2 maximum working pressure.

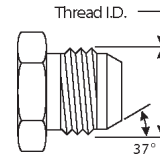
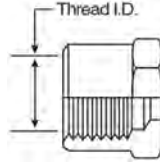
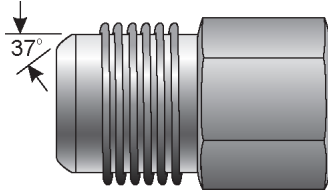


HOSE
HOSE/CPLG. SELECTION
G8K COUPLINGS
GLOBALSPIRAL COUPLINGS
PCM / PCS FERRULES
MEGACRIMP COUPLINGS
STAINLESS STEEL
POWER CRIMP COUPLINGS
LOC, GL AND GLP COUPLINGS
POLARSEAL COUPLINGS
POLARSEAL II COUPLINGS
C14 COUPLINGS
PCTS THERMOPLASTIC COUPLINGS
FIELD ATTACHABLE G1 & G2 COUPLINGS
FIELD ATTACHABLE C5 & C5E COUPLINGS
SURELOK AIR BRAKE COUPLINGS
ADAPTERS
QUICK DISCONNECT COUPLERS
LIVE SWIVEL
BALL VALVES
ACCESSORIES
EQUIPMENT AND PARTS

Descr.	Prod. No.			Weight (Lbs.)
		"	"	
2MJ-2MP90	7259-11755	5/16-24	1/8-27	.04
3MJ-2MP90	7259-78005	3/8-24	1/8-27	.05
4MJ-2MP90	7259-10175	7/16-20	1/8-27	.06
4MJ-4MP90	7259-10195	7/16-20	1/4-18	.10
4MJ-6MP90	7259-34645	7/16-20	3/8-18	.17
4MJ-8MP90	7259-09815	7/16-20	1/2-14	.25
4MJ-12MP90	7259-07695	7/16-20	3/4-14	.46
5MJ-2MP90	7259-11425	1/2-20	1/8-27	.07
5MJ-4MP90	7259-11045	1/2-20	1/4-18	.10
5MJ-6MP90	7259-34655	1/2-20	3/8-18	.17
6MJ-2MP90	7259-11085	9/16-18	1/8-27	.09
6MJ-4MP90	7259-28385	9/16-18	1/4-18	.10
6MJ-6MP90	7259-28185	9/16-18	3/8-18	.20
6MJ-8MP90	7259-10185	9/16-18	1/2-14	.24
6MJ-12MP90	7259-05545	9/16-18	3/4-14	.44
8MJ-4MP90	7259-11025	3/4-16	1/4-18	.20
8MJ-6MP90	7259-10165	3/4-16	3/8-18	.20
8MJ-8MP90	7259-28205	3/4-16	1/2-14	.28
8MJ-12MP90	7259-10275	3/4-16	3/4-14	.44
8MJ-16MP90	7259-07575	3/4-16	1-11 1/2	.55
10MJ-6MP90	7259-11195	7/8-14	3/8-18	.29
10MJ-8MP90	7259-28375	7/8-14	1/2-14	.30
10MJ-12MP90	7259-10555	7/8-14	3/4-14	.42
10MJ-16MP90	7259-07705	7/8-14	1-11 1/2	.71
12MJ-6MP90	7259-07995	1 1/16-12	3/8-18	.46
12MJ-8MP90	7259-10795	1 1/16-12	1/2-14	.83
12MJ-12MP90	7259-28395	1 1/16-12	3/4-14	.49
12MJ-16MP90	7259-34665	1 1/16-12	1-11 1/2	.75
12MJ-20MP90	7259-06835	1 1/16-12	1 1/4-11 1/2	1.32
14MJ-8MP90	7259-09445	1 3/16-12	1/2-14	.79
14MJ-12MP90	7259-07585	1 3/16-12	3/4-14	.72
16MJ-8MP90	7259-09455	1 5/16-12	1/2-14	.84
16MJ-12MP90	7259-11205	1 5/16-12	3/4-14	.84
16MJ-16MP90	7259-28405	1 5/16-12	1-11 1/2	.74
16MJ-20MP90	7259-34675	1 5/16-12	1 1/4-11 1/2	1.22
16MJ-24MP90	7259-07715	1 5/16-12	1 1/2-11 1/2	1.71
20MJ-16MP90	7259-11565	1 5/8-12	1-11 1/2	1.43
20MJ-20MP90	7259-10905	1 5/8-12	1 1/4-11 1/2	1.30
24MJ-20MP90	7259-34695	1 7/8-12	1 1/4-11 1/2	1.83
24MJ-24MP90	7259-11445	1 7/8-12	1 1/2-11 1/2	1.69
32MJ-24MP90	7259-08335	2 1/2-12	1 1/2-11 1/2	4.18
32MJ-32MP90	7259-11685	2 1/2-12	2-11 1/2	2.98

Male JIC 37° Flare to Female Pipe NPTF

For use up to SAE 100R2 maximum working pressure.

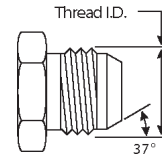
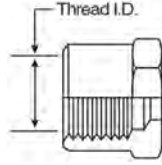
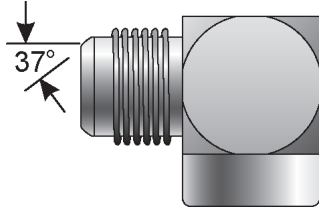



Descr.	Prod. No.			Weight (Lbs.)
		"	"	
2MJ-2FP	7259-78015	5/16-24	1/8-27	.05
3MJ-2FP	7259-08515	3/8-24	1/8-27	.04
3MJ-4FP	7259-08525	3/8-24	1/4-18	.09
4MJ-2FP	7259-11165	7/16-20	1/8-27	.04
4MJ-4FP	7259-10965	7/16-20	1/4-18	.09
4MJ-6FP	7259-06915	7/16-20	3/8-18	.20
4MJ-8FP	7259-09475	7/16-20	1/2-14	.37
5MJ-2FP	7259-11665	1/2-20	1/8-27	.04
5MJ-4FP	7259-11615	1/2-20	1/4-18	.09
6MJ-2FP	7259-09485	9/16-18	1/8-27	.07
6MJ-4FP	7259-10515	9/16-18	1/4-18	.11
6MJ-6FP	7259-10685	9/16-18	3/8-18	.13
6MJ-8FP	7259-34715	9/16-18	1/2-14	.26
8MJ-4FP	7259-09495	3/4-16	1/4-18	.14
8MJ-6FP	7259-10945	3/4-16	3/8-18	.14
8MJ-8FP	7259-10605	3/4-16	1 7/8-12	.26
8MJ-12FP	7259-34725	3/4-16	3/4-14	.56
10MJ-6FP	7259-34735	7/8-14	3/8-18	.23
10MJ-8FP	7259-10805	7/8-14	1/2-14	.28
10MJ-12FP	7259-34745	7/8-14	3/4-14	.41
12MJ-8FP	7259-34755	1 1/16-12	1/2-14	.33
12MJ-12FP	7259-10675	1 1/16-12	3/4-14	.40
12MJ-16FP	7259-06655	1 1/16-12	1-11 1/2	1.05
14MJ-12FP	7259-08345	1 3/16-12	3/4-14	.46
16MJ-12FP	7259-07005	1 5/16-12	3/4-14	.45
16MJ-16FP	7259-10985	1 5/16-12	1-11 1/2	.72
16MJ-20FP	7259-34765	1 5/16-12	1 1/4-11 1/2	.72
20MJ-16FP	7259-08535	1 5/8-12	1-11 1/2	.78
20MJ-20FP	7259-25925	1 5/8-12	1 1/4-11 1/2	.99
24MJ-24FP	7259-25935	1 7/8-12	1 1/2-11 1/2	1.44
32MJ-32FP	7259-34775	2 1/2-12	2-11 1/2	2.65

- HOSE
- HOSE/CPLG. SELECTION
- G8K COUPLINGS
- GLOBALSPIRAL COUPLINGS
- PCM / PCS FERRULES
- MEGACRIMP COUPLINGS
- STAINLESS STEEL
- POWER CRIMP COUPLINGS
- LOC. GL AND GLP COUPLINGS
- POLARSEAL COUPLINGS
- POLARSEAL II COUPLINGS
- C14 COUPLINGS
- PCTS THERMOPLASTIC COUPLINGS
- FIELD ATTACHABLE G1 & G2 COUPLINGS
- FIELD ATTACHABLE C5 & C5E COUPLINGS
- SURELOK AIR BRAKE COUPLINGS
- ADAPTERS
- QUICK DISCONNECT COUPLERS
- LIVE SWIVEL
- BALL VALVES
- ACCESSORIES
- EQUIPMENT AND PARTS

Male JIC 37° Flare to Female Pipe NPTF - 90°

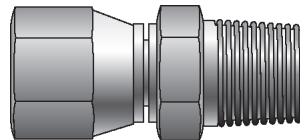
For use up to SAE 100R2 maximum working pressure.




Descr.	Prod. No.			Weight (Lbs.)
		"	"	
4MJ-2FP90	7259-25105	7/16-20	1/8-27	.08
4MJ-4FP90	7259-34785	7/16-20	1/4-18	.17
5MJ-2FP90	7259-07365	1/2-20	1/8-27	.08
5MJ-4FP90	7259-34805	1/2-20	1/4-18	.17
6MJ-2FP90	7259-09505	9/16-18	1/8-27	.09
6MJ-4FP90	7259-25115	9/16-18	1/4-18	.26
6MJ-6FP90	7259-34825	9/16-18	3/8-18	.25
6MJ-8FP90	7259-00405	9/16-18	1/2-14	.40
8MJ-4FP90	7259-09515	3/4-16	1/4-18	.32
8MJ-6FP90	7259-25125	3/4-16	3/8-18	.25
8MJ-8FP90	7259-34835	3/4-16	1/2-14	.39
10MJ-8FP90	7259-25135	7/8-14	1/2-14	.41
12MJ-8FP90	7259-34845	1 1/16-12	1/2-14	.86
12MJ-12FP90	7259-25145	1 1/16-12	3/4-14	.72
14MJ-12FP90	7259-09525	1 3/16-12	3/4-14	.72
16MJ-16FP90	7259-25155	1 5/16-12	1-11 1/2	1.40
20MJ-20FP90	7259-34855	1 5/8-12	1 1/4-11 1/2	1.55
24MJ-24FP90	7259-07725	1 7/8-12	1 1/2-11 1/2	4.13

Female JIC 37° Flare Swivel to Male Pipe NPTF

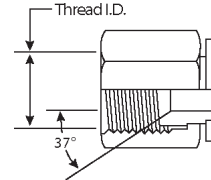
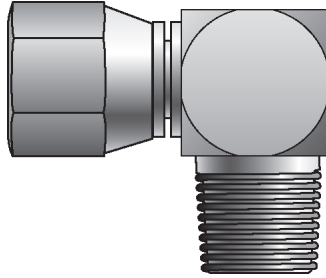
For use up to SAE 100R2 maximum working pressure.



Descr.	Prod. No.			Weight (Lbs.)
		"	"	
4FJX-2MP	7253-34865	7/16-20	1/8-27	.04
4FJX-4MP	7259-34875	7/16-20	1/4-18	.07
6FJX-4MP	7259-34885	9/16-18	1/4-18	.08
6FJX-6MP	7259-34895	9/16-18	3/8-18	.11
8FJX-6MP	7259-34905	3/4-16	3/8-18	.15
8FJX-8MP	7259-34915	3/4-16	1/2-14	.15
10FJX-8MP	7259-09565	7/8-14	1/2-14	.26
12FJX-8MP	7259-51055	1 1/16-12	1/2-14	.36
12FJX-12MP	7259-34925	1 1/16-12	3/4-14	.34
16FJX-16MP	7253-34935	1 5/16-12	1-11 1/2	.60
20FJX-20MP	7259-34945	1 5/8-12	1 1/4-11 1/2	.86

Female JIC 37° Flare Swivel to Male Pipe NPTF - 90°

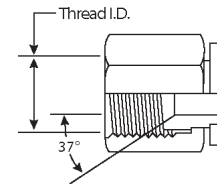
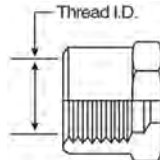
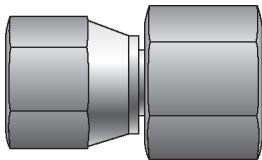
For use up to SAE 100R2 maximum working pressure.



Descr.	Prod. No.			Weight (Lbs.)
		"	"	
4FJX-2MP90	7253-34955	7/16-20	1/8-27	.08
4FJX-4MP90	7259-05325	7/16-20	1/4-18	.10
6FJX-4MP90	7253-34965	9/16-18	1/4-18	.14
6FJX-6MP90	7253-34975	9/16-18	3/8-18	.20
8FJX-6MP90	7253-34985	3/4-16	3/8-18	.25
8FJX-8MP90	7253-34995	3/4-16	1/2-14	.32
10FJX-8MP90	7253-35015	7/8-14	1/2-14	.34
12FJX-12MP90	7253-35025	1 1/16-12	3/4-14	.58
16FJX-16MP90	7259-35285	1 5/16-12	1-11 1/2	.88
20FJX-20MP90	7259-35295	1 5/8-12	1 1/4-11 1/2	1.50
24FJX-24MP90	7259-35035	1 7/8-12	1 1/2-11 1/2	2.10

Female JIC 37° Flare Swivel to Female Pipe NPTF

For use up to SAE 100R2 maximum working pressure.

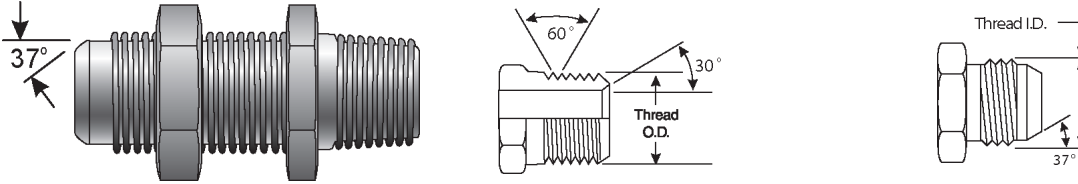



Descr.	Prod. No.			Weight (Lbs.)
		"	"	
4FJX-2FP	7253-35045	7/16-20	1/8-27	.06
4FJX-4FP	7253-35055	7/16-20	1/4-18	.10
6FJX-6FP	7253-35075	9/16-18	3/8-18	.14
8FJX-6FP	7253-35095	3/4-16	3/8-18	.15
8FJX-8FP	7253-35105	3/4-16	1/2-14	.28
10FJX-8FP	7253-35115	7/8-14	1/2-14	.30
12FJX-12FP	7253-35125	1 1/16-12	3/4-14	.46
16FJX-16FP	7259-35135	1 5/16-12	1-11 1/2	.75
20FJX-20FP	7259-35145	1 5/8-12	1 1/4-11 1/2	1.26

- HOSE
- HOSE/CPLG. SELECTION
- G8K COUPLINGS
- GLOBALSPIRAL COUPLINGS
- PCM / PCS FERRULES
- MEGACRIMP COUPLINGS
- STAINLESS STEEL
- POWER CRIMP COUPLINGS
- LOC. GL AND GLP COUPLINGS
- POLARSEAL COUPLINGS
- POLARSEAL II COUPLINGS
- C14 COUPLINGS
- PCTS THERMOPLASTIC COUPLINGS
- FIELD ATTACHABLE G1 & G2 COUPLINGS
- FIELD ATTACHABLE C5 & C5E COUPLINGS
- SURELOK AIR BRAKE COUPLINGS
- ADAPTERS
- QUICK DISCONNECT COUPLERS
- LIVE SWIVEL
- BALL VALVES
- ACCESSORIES
- EQUIPMENT AND PARTS

Male JIC 37° Flare Bulkhead to Male Pipe NPTF

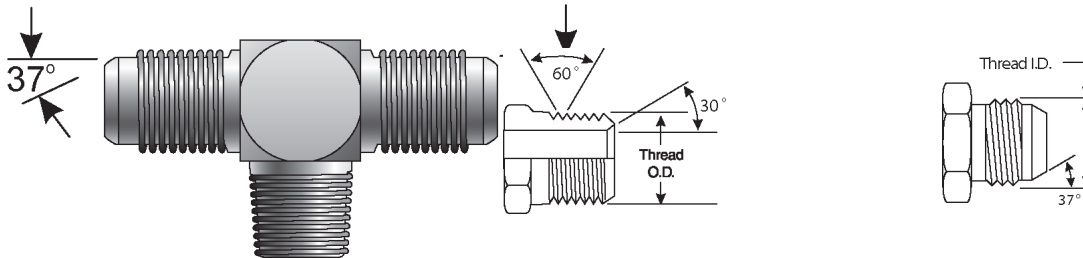
For use up to SAE 100R2 maximum working pressure.




Descr.	Prod. No.				Weight (Lbs.)
		"	"	"	
4MJBKHD-2MP	7259-09945	7/16-20	1/8-27	.09	
4MJBKHD-4MP	7259-35155	7/16-20	1/4-18	.10	
6MJBKHD-4MP	7259-35165	9/16-18	1/4-18	.14	
8MJBKHD-6MP	7259-35175	3/4-16	3/8-18	.24	
8MJBKHD-8MP	7259-09905	3/4-16	1/2-14	.29	
10MJBKHD-8MP	7259-35185	7/8-14	1/2-14	.35	
12MJBKHD-8MP	7259-35275	1 1/16-12	1/2-14	.42	
12MJBKHD-12MP	7259-35195	1 1/16-12	3/4-14	.60	
16MJBKHD-16MP	7253-35205	1 5/16-12	1-11 1/2	.80	
20MJBKHD-20MP	7259-09965	1 5/8-12	1 1/4-11 1/2	.93	


Male JIC 37° Flare on Run to Male Pipe NPTF - Tee

For use up to SAE 100R2 maximum working pressure.



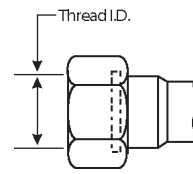
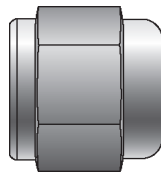
Descr.	Prod. No.				Weight (Lbs.)
		"	"	"	
3MJ-3MJ-2MP	7259-09605	3/8-24	3/8-24	1/8-27	.06
4MJ-4MJ-2MP	7259-23415	7/16-20	7/16-20	1/8-27	.07
4MJ-4MJ-4MP	7259-35215	7/16-20	7/16-20	1/4-18	.12
4MJ-4MJ-6MP	7259-05855	7/16-20	3/8-18	3/8-18	.19
5MJ-5MJ-2MP	7259-07385	1/2-20	1/2-20	1/8-27	.10
5MJ-5MJ-4MP	7259-35225	1/2-20	1/2-20	1/4-18	.13
6MJ-6MJ-4MP	7259-23425	9/16-18	9/16-18	1/4-18	.13
6MJ-6MJ-6MP	7259-35235	9/16-18	9/16-18	3/8-18	.29
6MJ-6MJ-8MP	7259-35245	9/16-18	9/16-18	1/2-14	.30
8MJ-8MJ-6MP	7259-23435	3/4-16	3/4-16	3/8-18	.32
8MJ-8MJ-8MP	7259-35255	3/4-16	3/4-16	1/2-14	.35
8MJ-8MJ-12MP	7259-09615	3/4-16	3/4-16	3/4-14	.57
10MJ-10MJ-8MP	7259-23445	7/8-14	7/8-14	1/2-14	.38
12MJ-12MJ-8MP	7259-07395	1 1/16-12	1 1/16-12	1/2-14	.63
12MJ-12MJ-12MP	7259-23455	1 1/16-12	1 1/16-12	3/4-14	.61
12MJ-12MJ-16MP	7259-07735	1 1/16-12	1 1/16-12	1-11 1/2	.97
14MJ-14MJ-12MP	7259-09625	1 3/16-12	1 3/16-12	3/4-14	.99
16MJ-16MJ-12MP	7259-09635	1 5/16-12	1 5/16-12	3/4-14	1.13


Male JIC 37° Flare on Run to Male Pipe NPTF - Tee - Continued

Descr.	Prod. No.				Weight (Lbs.)
		"	"	"	
16MJ-16MJ-16MP	7259-23465	1 5/16-12	1 5/16-12	1-11 1/2	.92
20MJ-20MJ-20MP	7259-35265	1 5/8-12	1 5/8-12	1 5/8-12	1.76
24MJ-24MJ-24MP	7259-08355	1 7/8-12	1 7/8-12	1 1/2-11 1/2	2.65

Female Flat-Face O-Ring Cap

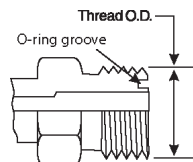
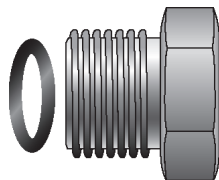
For use up to SAE 100R2 maximum working pressure.




Descr.	Prod. No.			Weight (Lbs.)
		"	"	
4FFOR-CAP	7253-32125	9/16-18		.04
6FFOR-CAP	7253-32135	11/16-16		.08
8FFOR-CAP	7253-32145	13/16-16		.12
10FFOR-CAP	7253-32155	1-14		.14
12FFOR-CAP	7253-32165	1 3/16-12		.26
16FFOR-CAP	7253-32175	1 7/16-12		.37
20FFOR-CAP	7253-32185	1 11/16-12		.54
24FFOR-CAP	7253-32195	2-12		.81

Male Flat-Face O-Ring Plug

For use up to SAE 100R2 maximum working pressure.



Descr.	Prod. No.			Weight (Lbs.)
		"	"	
4MFFOR-PLUG	7259-32045	9/16-18		.05
6MFFOR-PLUG	7259-32055	11/16-16		.08
8MFFOR-PLUG	7259-32065	13/16-16		.11
10MFFOR-PLUG	7259-32075	1-14		.22
12MFFOR-PLUG	7259-32085	1 3/16-12		.40
16MFFOR-PLUG	7259-32095	1 7/16-12		.45
20MFFOR-PLUG	7259-32105	1 11/16-12		.58
24MFFOR-PLUG	7259-32115	2-12		1.32
32MFFOR-PLUG	7259-09655	2 1/2-12		1.26


HOSE
HOSE/CPLG. SELECTION
G8K COUPLINGS
GLOBAL SPIRAL COUPLINGS
PCM / PCS FERRULES
MEGACRIMP COUPLINGS
STAINLESS STEEL
POWER CRIMP COUPLINGS
LOC. GL AND GLP COUPLINGS
POLAR SEAL COUPLINGS
POLAR SEAL II COUPLINGS
C14 COUPLINGS
PCTS THERMOPLASTIC COUPLINGS
FIELD ATTACHABLE G1 & G2 COUPLINGS
FIELD ATTACHABLE C5 & C5E COUPLINGS
SURELOK AIR BRAKE COUPLINGS
ADAPTERS
QUICK DISCONNECT COUPLERS
LIVE SWIVEL
BALL VALVES
ACCESSORIES
EQUIPMENT AND PARTS

HOSE
HOSE/CPLG. SELECTION
G8K COUPLINGS
GLOBALSPIRAL COUPLINGS
PCM / PCS FERRULES
MEGACRIMP COUPLINGS
STAINLESS STEEL
POWER CRIMP COUPLINGS
LOC, GL AND GLP COUPLINGS
POLARSEAL COUPLINGS
POLARSEAL II COUPLINGS
C14 COUPLINGS
PCTS THERMOPLASTIC COUPLINGS
FIELD ATTACHABLE G1 & G2 COUPLINGS
FIELD ATTACHABLE C5 & C5E COUPLINGS
SURELOK AIR BRAKE COUPLINGS
ADAPTERS
QUICK DISCONNECT COUPLERS
LIVE SWIVEL
BALL VALVES
ACCESSORIES
EQUIPMENT AND PARTS

Male Flat-Face O-Ring to Male Flat-Face O-Ring

For use up to SAE 100R2 maximum working pressure.




Descr.	Prod. No.			Weight (Lbs.)
		"	"	
4MFFOR-4MFFOR	7259-43965	9/16-18	9/16-18	.07
6MFFOR-4MFFOR	7259-43975	11/16-16	9/16-18	.10
6MFFOR-6MFFOR	7259-43985	11/16-16	11/16-16	.11
10MFFOR-10MFFOR	7259-44025	1-14	1-14	.28
12MFFOR-12MFFOR	7259-44045	1 3/16-12	1 3/16-12	.35
16MFFOR-16MFFOR	7259-44065	1 7/16-12	1 7/16-12	.61
20MFFOR-20MFFOR	7259-44075	1 11/16-12	1 11/16-12	.40
24MFFOR-24MFFOR	7259-44085	2-12	2-12	.40

Male Flat-Face O-Ring to Male Flat-Face O-Ring - 90°

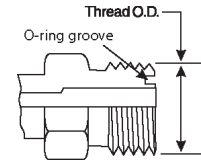
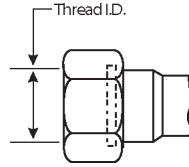
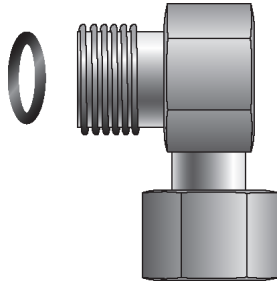
For use up to SAE 100R2 maximum working pressure.




Descr.	Prod. No.			Weight (Lbs.)
		"	"	
4MFFOR-4MFFOR90	7259-44105	9/16-18		.08
8MFFOR-8MFFOR90	7259-44125	13/16-16		.22

Male Flat-Face O-Ring to Female Flat-Face Swivel - 90°


For use up to SAE 100R2 maximum working pressure.




Descr.	Prod. No.			Weight (Lbs.)
		"	"	
4MFFOR-4FFORX90	7259-06075	9/16-18	9/16-18	.13
6MFFOR-6FFORX90	7259-31905	11/16-16	11/16-16	.22
8MFFOR-8FFORX90	7259-00345	13/16-16	13/16-16	.28
10MFFOR-10FFORX90	7259-05585	1-14	1-14	.57
12MFFOR-12FFORX90	7259-06085	1 3/16-12	1 3/16-12	.79
16MFFOR-16FFORX90	7259-05285	1 7/16-12	1 7/16-12	1.21
20MFFOR-20FFORX90	7259-09665	1 11/16-12	1 11/16-12	1.98
24MFFOR-24FFORX90	7259-09675	2-12	2-12	2.25

Male Flat-Face O-Ring Tee

For use up to SAE 100R2 maximum working pressure.

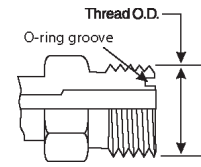
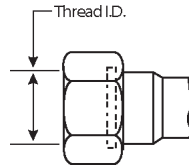
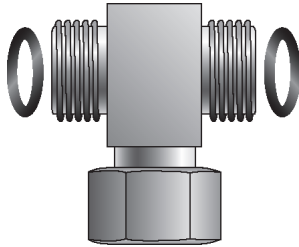


Descr.	Prod. No.			Weight (Lbs.)
		"	"	
4MFFOR-4MFFOR-4MFFOR	7259-04805	9/16-18		.14
6MFFOR-6MFFOR-6MFFOR	7259-04815	11/16-16		.25
8MFFOR-8MFFOR-8MFFOR	7259-04825	13/16-16		.30
10MFFOR-10MFFOR-10MFFOR	7259-04835	1-14		.64
12MFFOR-12MFFOR-12MFFOR	7259-04845	1 3/16-12		.86
16MFFOR-16MFFOR-16MFFOR	7259-04855	1 7/16-12		1.35
20MFFOR-20MFFOR-20MFFOR	7259-04865	1 11/16-12		1.65

- HOSE
- HOSE/CPLG. SELECTION
- G8K COUPLINGS
- GLOBAL SPIRAL COUPLINGS
- PCM / PCS FERRULES
- MEGACRIMP COUPLINGS
- STAINLESS STEEL
- POWER CRIMP COUPLINGS
- LOC. GL AND GLP COUPLINGS
- POLARSEAL COUPLINGS
- POLARSEAL II COUPLINGS
- C14 COUPLINGS
- PCTS THERMOPLASTIC COUPLINGS
- FIELD ATTACHABLE G1 & G2 COUPLINGS
- FIELD ATTACHABLE C5 & C5E COUPLINGS
- SURELOK AIR BRAKE COUPLINGS
- ADAPTERS
- QUICK DISCONNECT COUPLERS
- LIVE SWIVEL
- BALL VALVES
- ACCESSORIES
- EQUIPMENT AND PARTS

Male Flat-Face O-Ring on Run to Female Flat-Face Swivel - Tee

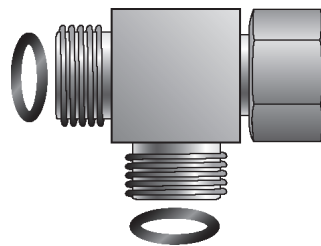
For use up to SAE 100R2 maximum working pressure.



Descr.	Prod. No.			Weight (Lbs.)
		"	"	
4MFFOR-4MFFOR-4FFORX	7259-31805	9/16-18	9/16-18	.20
6MFFOR-6MFFOR-6FFORX	7259-31815	11/16-16	11/16-16	.29
8MFFOR-8MFFOR-8FFORX	7259-31825	13/16-16	13/16-16	.40
10MFFOR-10MFFOR-10FFORX	7259-09685	1-14	1-14	.68
12MFFOR-12MFFOR-12FFORX	7259-09695	1 3/16-12	1 3/16-12	1.03
16MFFOR-16MFFOR-16FFORX	7259-09705	1 1/16-12	7/16-20	1.40
20MFFOR-20MFFOR-20FFORX	7259-09715	1 11/16-12	1 11/16-12	2.00

Male Flat-Face O-Ring to Female Flat-Face O-Ring to Male Flat-Face O-Ring - Tee

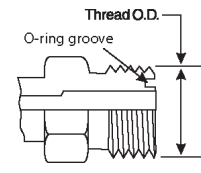
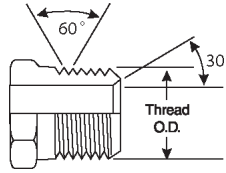
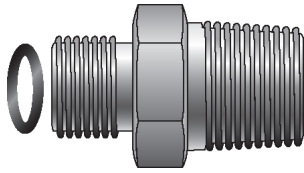
For use up to SAE 100R2 maximum working pressure.



Descr.	Prod. No.			Weight (Lbs.)
		"	"	
4MFFOR-4FFORX-4MFFOR	7259-00265	9/16-18		.17
6MFFOR-6FFORX-6MFFOR	7259-00135	11/16-16		.29
8MFFOR-8FFORX-8MFFOR	7259-00225	13/16-16		.35
10MFFOR-10FFORX-10MFFOR	7259-06815	1-14		.69
12MFFOR-12FFORX-12MFFOR	7259-00555	1 3/16-12		1.03
16MFFOR-16FFORX-16MFFOR	7259-06025	1 7/16-12		1.50
20MFFOR-20FFORX-20MFFOR	7259-04785	1 11/16-12		1.98

Male Flat-Face O-Ring to Male Pipe NPTF

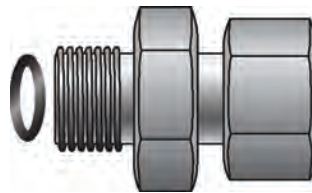
For use up to SAE 100R2 maximum working pressure.



Descr.	Prod. No.			Weight (Lbs.)
		"	"	
4MFFOR-2MP	7259-30615	9/16-18	1/8-27	.06
4MFFOR-4MP	7259-30625	9/16-18	1/4-18	.07
4MFFOR-6MP	7259-30635	9/16-18	3/8-18	.10
6MFFOR-4MP	7259-30645	11/16-16	1/4-18	.10
6MFFOR-6MP	7259-30655	11/16-16	3/8-18	.10
6MFFOR-8MP	7259-30665	11/16-16	1/2-14	.14
8MFFOR-4MP	7259-09845	13/16-16	1/4-18	.14
8MFFOR-6MP	7259-30675	13/16-16	3/8-18	.14
8MFFOR-8MP	7259-30685	13/16-16	1/2-14	.16
8MFFOR-12MP	7259-06845	13/16-16	3/4-14	.24
10MFFOR-8MP	7259-30695	1-14	1/2-14	.24
10MFFOR-12MP	7259-06755	1-14	3/4-14	.30
12MFFOR-8MP	7259-06035	1 3/16-12	1/2-14	.40
12MFFOR-12MP	7259-30705	1 3/16-12	3/4-14	.36
12MFFOR-16MP	7259-08115	1 3/16-12	1-11 1/2	.44
16MFFOR-12MP	7259-07075	1 7/16-12	3/4-14	.47
16MFFOR-16MP	7259-30715	1 7/16-12	1-11 1/2	.57
20MFFOR-20MP	7259-30725	1 11/16-12	1 1/4-11 1/2	.99
24MFFOR-24MP	7259-07595	2-12	1 1/2-11 1/2	1.13

Male Flat-Face O-Ring to Female JIC 37° Flare Swivel

For use up to SAE 100R2 maximum working pressure.

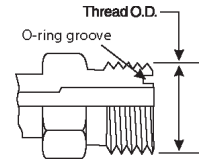
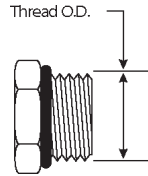
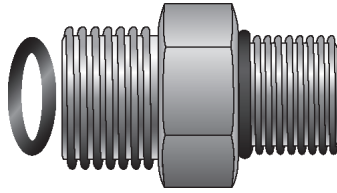


Descr.	Prod. No.			Weight (Lbs.)
		"	"	
4MFFOR-4FJX	7259-09995	9/16-18	7/16-20	.08
6MFFOR-6FJX	7259-05135	11/16-16	9/16-18	.14
8MFFOR-8FJX	7259-05365	13/16-16	3/4-16	.18
10MFFOR-10FJX	7259-06335	1-14	7/8-14	.28
12MFFOR-12FJX	7259-05215	1 3/16-12	1 1/16-12	.47
16MFFOR-16FJX	7259-06765	1 7/16-12	1 5/16-12	.64

- HOSE
- HOSE/CPLG. SELECTION
- G8K COUPLINGS
- GLOBAL SPIRAL COUPLINGS
- PCM / PCS FERRULES
- MEGACRIMP COUPLINGS
- STAINLESS STEEL
- POWER CRIMP COUPLINGS
- LOC. GL AND GLP COUPLINGS
- POLARSEAL COUPLINGS
- POLARSEAL II COUPLINGS
- C14 COUPLINGS
- PCTS THERMOPLASTIC COUPLINGS
- FIELD ATTACHABLE G1 & G2 COUPLINGS
- FIELD ATTACHABLE C5 & C5E COUPLINGS
- SURELOK AIR BRAKE COUPLINGS
- ADAPTERS
- QUICK DISCONNECT COUPLERS
- LIVE SWIVEL
- BALL VALVES
- ACCESSORIES
- EQUIPMENT AND PARTS

Male Flat-Face O-Ring to Male O-Ring Boss

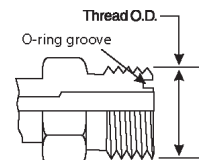
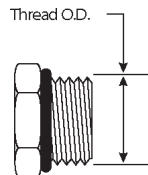
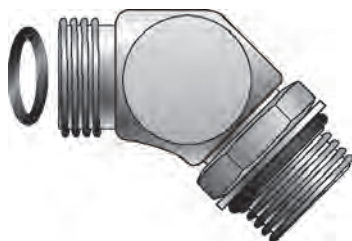
For use up to SAE 100R2 maximum working pressure.



Descr.	Prod. No.			Weight (Lbs.)
		"	"	
4MFFOR-4MB	7259-30015	9/16-18	7/16-20	.07
4MFFOR-6MB	7259-29905	9/16-18	9/16-18	.08
4MFFOR-8MB	7259-30115	9/16-18	3/4-16	.12
6MFFOR-4MB	7259-30025	11/16-16	9/16-18	.11
6MFFOR-6MB	7259-00085	11/16-16	7/16-20	.10
6MFFOR-8MB	7259-29925	11/16-16	3/4-16	.15
6MFFOR-10MB	7259-30095	11/16-16	7/8-14	.20
8MFFOR-6MB	7259-30035	13/16-16	3/4-16	.14
8MFFOR-8MB	7259-29915	13/16-16	9/16-18	.15
8MFFOR-10MB	7259-30105	13/16-16	7/8-14	.22
8MFFOR-12MB	7259-30125	13/16-16	1 1/16-12	.31
8MFFOR-16MB	7259-08005	13/16-16	1 5/16-12	.45
10MFFOR-8MB	7259-00155	1-14	3/4-16	.26
10MFFOR-10MB	7259-30045	1-14	7/8-14	.26
10MFFOR-12MB	7259-00165	1-14	1 1/16-12	.36
12MFFOR-8MB	7259-30135	1 3/16-12	3/4-16	.40
12MFFOR-10MB	7259-05385	1 3/16-12	7/8-14	.44
12MFFOR-12MB	7259-30055	1 3/16-12	1 1/16-12	.40
12MFFOR-16MB	7259-30175	1 3/16-12	1 5/16-12	.52
16MFFOR-12MB	7259-30185	1 7/16-12	1 1/16-12	.79
16MFFOR-16MB	7259-50255	1 7/16-12	1 5/16-12	.56
16MFFOR-20MB	7259-00045	1 7/16-12	1 5/8-20	.73
20MFFOR-16MB	7259-30145	1 11/16-12	1 5/16-12	.87
20MFFOR-20MB	7259-30075	1 11/16-12	1 5/8-12	.88
20MFFOR-24MB	7259-09745	1 11/16-12	1 7/8-12	1.06
24MFFOR-20MB	7259-09755	2-12	1 5/8-12	1.13
32MFFOR-32MB	7259-00325	2 1/2-12	2 1/2-12	1.93


Male Flat-Face O-Ring to Male O-Ring Boss - 45°

For use up to SAE 100R2 maximum working pressure.



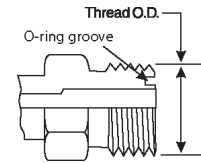
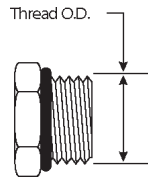
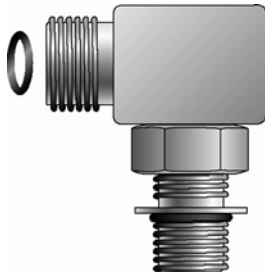
Descr.	Prod. No.			Weight (Lbs.)
		"	"	
4MFFOR-4MB45	7259-30935	9/16-18	7/16-20	.11
4MFFOR-6MB45	7259-30305	9/16-18	9/16-18	.15


Male Flat-Face O-Ring to Male O-Ring Boss - 45° - Continued

Descr.	Prod. No.			Weight (Lbs.)
		"	"	
6MFFOR-4MB45	7259-30945	11/16-16	7/16-20	.20
6MFFOR-6MB45	7259-30225	11/16-16	9/16-18	.18
6MFFOR-8MB45	7259-30955	11/16-16	3/4-16	.24
8MFFOR-6MB45	7259-30965	13/16-16	9/16-18	.20
8MFFOR-8MB45	7259-30975	13/16-16	3/4-16	.24
8MFFOR-10MB45	7259-30295	13/16-16	7/8-14	.41
8MFFOR-12MB45	7259-30985	13/16-16	1 1/16-12	.58
10MFFOR-8MB45	7259-30995	1-14	3/4-16	.40
10MFFOR-10MB45	7259-31005	1-14	7/8-14	.44
10MFFOR-12MB45	7259-31015	1-14	1 1/16-12	.65
12MFFOR-10MB45	7259-31025	1 3/16-12	7/8-14	.55
12MFFOR-12MB45	7259-31035	1 3/16-12	1 1/16-12	.70
12MFFOR-16MB45	7259-31045	1 3/16-12	1 5/16-12	.87
16MFFOR-12MB45	7259-31055	1 7/16-12	1 1/16-12	.94
16MFFOR-16MB45	7259-31065	1 7/16-12	1 5/16-12	1.00
16MFFOR-20MB45	7259-31075	1 7/16-12	1 5/8-12	1.30
20MFFOR-20MB45	7259-31085	1 11/16-12	1 5/8-12	1.85
24MFFOR-24MB45	7259-31095	2-12	1 7/8-12	1.83

Male Flat-Face O-Ring to Male O-Ring Boss - 90°

For use up to SAE 100R2 maximum working pressure.



Descr.	Prod. No.			Weight (Lbs.)
		"	"	
4MFFOR-4MB90	7259-30415	9/16-18	7/16-20	.13
4MFFOR-6MB90	7259-30735	9/16-18	9/16-18	.15
4MFFOR-8MB90	7259-30745	9/16-18	3/4-16	.27
6MFFOR-4MB90	7259-30495	11/16-16	7/16-20	.22
6MFFOR-6MB90	7259-30425	11/16-16	9/16-18	.24
6MFFOR-8MB90	7259-30755	11/16-16	3/4-16	.28
6MFFOR-12MB90	7259-30765	11/16-16	1 1/16-12	.72
8MFFOR-6MB90	7259-66215	13/16-16	9/16-18	.24
8MFFOR-8MB90	7259-30435	13/16-16	3/4-16	.30
8MFFOR-10MB90	7259-30515	13/16-16	7/8-14	.44
8MFFOR-12MB90	7259-30525	13/16-16	1 1/16-12	.82
10MFFOR-8MB90	7259-30555	1-14	3/4-16	.50
10MFFOR-10MB90	7259-30445	1-14	7/8-14	.57
10MFFOR-12MB90	7259-30775	1-14	1 1/16-12	.84
12MFFOR-8MB90	7259-30785	1 3/16-12	3/4-16	.71
12MFFOR-10MB90	7259-30795	1 3/16-12	7/8-14	.73
12MFFOR-12MB90	7259-30455	1 3/16-12	1 1/16-12	.86
12MFFOR-16MB90	7259-30805	1 3/16-12	1 5/16-12	1.40
16MFFOR-12MB90	7259-30545	1 7/16-12	1 1/16-12	1.40

- HOSE
- HOSE/CPLG. SELECTION
- G8K COUPLINGS
- GLOBAL SPIRAL COUPLINGS
- PCM / PCS FERRULES
- MEGACRIMP COUPLINGS
- STAINLESS STEEL
- POWER CRIMP COUPLINGS
- LOC. GL AND GLP COUPLINGS
- POLARSEAL COUPLINGS
- POLARSEAL II COUPLINGS
- C14 COUPLINGS
- PCTS THERMOPLASTIC COUPLINGS
- FIELD ATTACHABLE G1 & G2 COUPLINGS
- FIELD ATTACHABLE C5 & C5E COUPLINGS
- SURELOK AIR BRAKE COUPLINGS
- ADAPTERS
- QUICK DISCONNECT COUPLERS
- LIVE SWIVEL
- BALL VALVES
- ACCESSORIES
- EQUIPMENT AND PARTS

HOSE

HOSE/CPLG.
SELECTION

G8K COUPLINGS

GLOBALSPIRAL
COUPLINGS

PCM / PCS
FERRULES

MEGACRIMP
COUPLINGS

STAINLESS
STEEL

POWER CRIMP
COUPLINGS

LOC, GL AND GLP
COUPLINGS

POLARSEAL
COUPLINGS

POLARSEAL II
COUPLINGS

C14 COUPLINGS

PCTS
THERMOPLASTIC
COUPLINGS

FIELD
ATTACHABLE G1
& G2 COUPLINGS

FIELD
ATTACHABLE C5
& C5E
COUPLINGS

SURELOK AIR
BRAKE
COUPLINGS

ADAPTERS

QUICK
DISCONNECT
COUPLERS

LIVE SWIVEL

BALL VALVES

ACCESSORIES

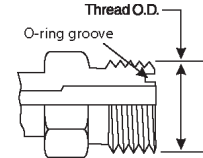
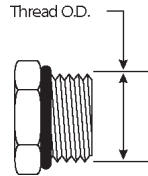
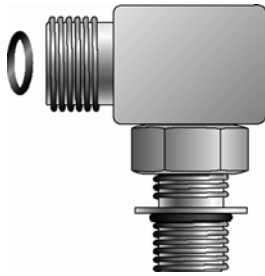
EQUIPMENT AND
PARTS

Male Flat-Face O-Ring to Male O-Ring Boss - 90° - Continued

Descr.	Prod. No.			Weight (Lbs.)
		"	"	
16MFFOR-16MB90	7259-30465	1 7/16-12	1 5/16-12	1.28
16MFFOR-20MB90	7259-30815	1 7/16-12	1 5/8-12	1.75
20MFFOR-16MB90	7259-30825	1 11/16-12	1 5/16-12	1.70
20MFFOR-20MB90	7259-30475	1 11/16-12	1 5/8-12	1.80
20MFFOR-24MB90	7259-30835	1 11/16-12	1 7/8-12	2.24
24MFFOR-20MB90	7259-30845	2-12	1 5/8-12	2.16
24MFFOR-24MB90	7259-30855	2-12	1 7/8-12	2.46

Male Flat-Face O-Ring to Male O-Ring Boss - 90° Long Drop

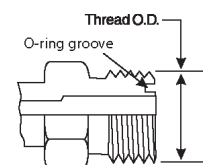
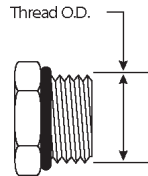
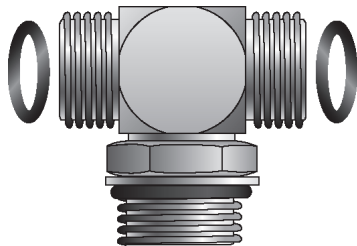
For use up to SAE 100R2 maximum working pressure.



Descr.	Prod. No.			Weight (Lbs.)
		"	"	
4MFFOR-4MB90L	7259-30875	9/16-18	7/16-20	.20
6MFFOR-6MB90L	7259-30885	11/16-16	9/16-18	.40
12MFFOR-12MB90L	7259-30915	1 3/16-12	1 1/16-12	1.30
16MFFOR-16MB90L	7259-30925	1 7/16-12	1 5/16-12	2.07

Male Flat-Face O-Ring on Run to Male O-Ring Boss - Tee

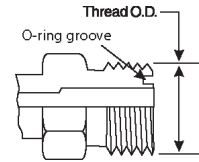
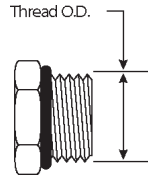

For use up to SAE 100R2 maximum working pressure.



Descr.	Prod. No.				Weight (Lbs.)
		"	"	"	
4MFFOR-4MFFOR-4MB	7259-31405	9/16-18	9/16-18	7/16-20	.17
6MFFOR-6MFFOR-6MB	7259-31515	11/16-16	11/16-16	9/16-18	.26
8MFFOR-8MFFOR-8MB	7259-31415	13/16-16	13/16-16	3/4-16	.35
10MFFOR-10MFFOR-10MB	7259-31425	1-14	1-14	7/8-14	.70
12MFFOR-12MFFOR-12MB	7259-31545	1 3/16-12	1 3/16-12	1 1/16-12	1.02
16MFFOR-16MFFOR-16MB	7259-31555	1 7/16-12	1 7/16-12	1 5/16-12	1.60
20MFFOR-20MFFOR-20MB	7259-31435	1 11/16-12	1 11/16-12	1 5/8-12	1.90

Male Flat-Face O-Ring to Male O-Ring Boss to Male Flat-Face O-Ring - Tee

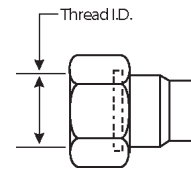
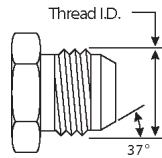
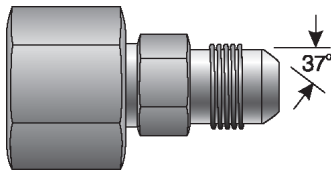
For use up to SAE 100R2 maximum working pressure.



Descr.	Prod. No.				Weight (Lbs.)
		"	"	"	
4MFFOR-4MB-4MFFOR	7259-31455	9/16-18	7/16-20	9/16-18	.15
6MFFOR-6MB-6MFFOR	7259-31605	11/16-16	9/16-18	11/16-16	.28
8MFFOR-8MB-8MFFOR	7259-31465	13/16-16	3/4-16	13/16-16	.35
10MFFOR-10MB-10MFFOR	7259-31615	1-14	7/8-14	1-14	.68
12MFFOR-12MB-12MFFOR	7259-31475	1 3/16-12	1 1/16-12	1 3/16-12	1.06
16MFFOR-16MB-16MFFOR	7259-31485	1 7/16-12	1 5/16-12	1 7/16-12	1.54
20MFFOR-20MB-20MFFOR	7259-31495	1 11/16-12	1 5/8-12	1 11/16-12	1.90

Female Flat-Face Swivel to Male JIC 37° Flare

For use up to SAE 100R2 maximum working pressure.



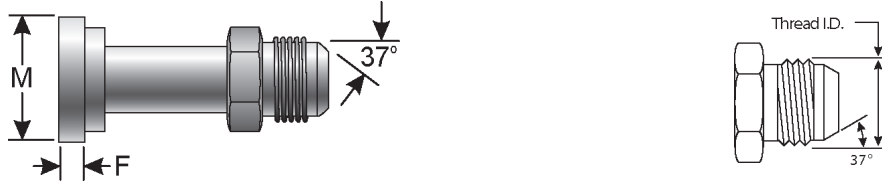
Descr.	Prod. No.			Weight (Lbs.)
		"	"	
4FFORX-4MJ	7253-31705	9/16-18	7/16-20	.06
6FFORX-6MJ	7253-31715	11/16-16	9/16-18	.13
8FFORX-8MJ	7253-31725	13/16-16	3/4-16	.14
10FFORX-10MJ	7253-31735	1-14	7/8-14	.31
12FFORX-12MJ	7253-31745	1 3/16-12	1 1/16-12	.50
16FFORX-16MJ	7253-31755	1 7/16-12	1 1/16-13	.76

- HOSE
- HOSE/CPLG. SELECTION
- G8K COUPLINGS
- GLOBALSPIRAL COUPLINGS
- PCM / PCS FERRULES
- MEGACRIMP COUPLINGS
- STAINLESS STEEL
- POWER CRIMP COUPLINGS
- LOC. GL AND GLP COUPLINGS
- POLARSEAL COUPLINGS
- POLARSEAL II COUPLINGS
- C14 COUPLINGS
- PCTS THERMOPLASTIC COUPLINGS
- FIELD ATTACHABLE G1 & G2 COUPLINGS
- FIELD ATTACHABLE C5 & C5E COUPLINGS
- SURELOK AIR BRAKE COUPLINGS
- ADAPTERS
- QUICK DISCONNECT COUPLERS
- LIVE SWIVEL
- BALL VALVES
- ACCESSORIES
- EQUIPMENT AND PARTS

HOSE
HOSE/CPLG. SELECTION
G8K COUPLINGS
GLOBALSPIRAL COUPLINGS
PCM / PCS FERRULES
MEGACRIMP COUPLINGS
STAINLESS STEEL
POWER CRIMP COUPLINGS
LOC, GL AND GLP COUPLINGS
POLARSEAL COUPLINGS
POLARSEAL II COUPLINGS
C14 COUPLINGS
PCTS THERMOPLASTIC COUPLINGS
FIELD ATTACHABLE G1 & G2 COUPLINGS
FIELD ATTACHABLE C5 & C5E COUPLINGS
SURELOK AIR BRAKE COUPLINGS
ADAPTERS
QUICK DISCONNECT COUPLERS
LIVE SWIVEL
BALL VALVES
ACCESSORIES
EQUIPMENT AND PARTS

Code 61 O-Ring Flange to Male JIC 37° Flare


O-Ring not included. Must be ordered separately.



Descr.	Prod. No.	M		F		Weight (Lbs.)	
		"	mm	"	mm		
8FL-8MJ	7253-86931	3/4-16	1.19	30.2	.27	6.9	.24
12FL-12MJ	7253-86932	1 1/16-12	1.50	38.1	.27	6.9	.39
16FL-16MJ	7253-86933	1 5/16-12	1.75	44.5	.32	8.1	.66
20FL-20MJ	7253-86934	1 5/8-12	2.00	50.8	.32	8.1	.98
24FL-24MJ	7253-86935	1 7/8-12	2.38	60.5	.32	8.1	1.38
32FL-32MJ	7253-86936	2 1/2-12	2.81	71.4	.38	9.7	2.43

Code 61 O-Ring Flange to Male JIC 37° Flare - High Pressure

No braze joints, solid one-piece construction for increased reliability.
O-Ring not included. Must be ordered separately.

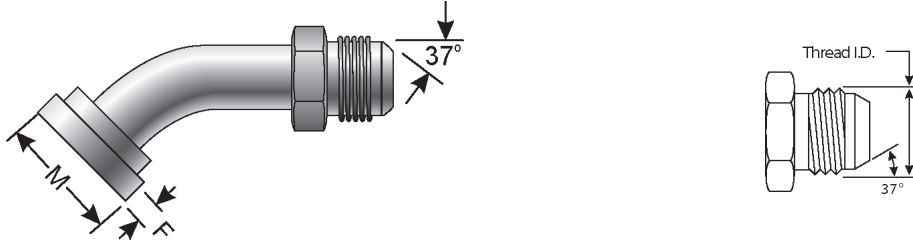


Descr.	Prod. No.	M		F		Weight (Lbs.)		
		"	mm	"	mm			
12FL5K-12MJ	7253-13015	1 1/16-12	1 1/16-12	1.50	38.1	.27	6.9	.59
16FL5K-12MJ	7253-12405	1 1/16-12	1 1/16-12	1.75	44.5	.32	8.1	.92
16FL5K-16MJ	7253-13035	1 5/16-12	1 1/16-12	1.75	44.5	.32	8.1	.82
16FL5K-20MJ	7253-12425	1 5/8-12	1 5/16-12	1.75	44.5	.32	8.1	2.43
20FL4K-16MJ	7253-12485	1 5/16-12	1 5/8-12	2.00	50.8	.32	8.1	1.52
20FL4K-20MJ	7253-12475	1 5/8-12	1 7/8-12	2.00	50.8	.32	8.1	1.52

NOTE: FL5K maximum working pressure is 5,000 psi; FL4K maximum working pressure is 4,000 psi.

Code 61 O-Ring Flange to Male JIC 37° Flare - 45°


O-Ring not included. Must be ordered separately.



Descr.	Prod. No.	Flare		M		F		Weight (Lbs.)
		"	"	"	mm	"	mm	
8FL-8MJ45	7253-86937	3/4-16	2 1/2-12	1.19	30.2	.27	6.9	.27
12FL-12MJ45	7253-86938	1 1/16-12	1 1/16-12	1.50	38.1	.27	6.9	.40
16FL-16MJ45	7253-86939	1 5/16-12	1 5/16-12	1.75	44.5	.32	8.1	.79
20FL-20MJ45	7253-86941	1 5/8-12	1 1/16-12	2.00	50.8	.32	8.1	1.14
24FL-24MJ45	7253-86942	1 7/8-12	1 5/16-12	2.38	60.5	.32	8.1	1.72
32FL-32MJ45	7253-86943	2 1/2-12	1 5/8-12	2.81	71.4	.38	9.7	3.10

Code 61 O-Ring Flange to Male JIC 37° Flare - 45° - High Pressure

No braze joints, solid one-piece construction for increased reliability.
O-Ring not included. Must be ordered separately.



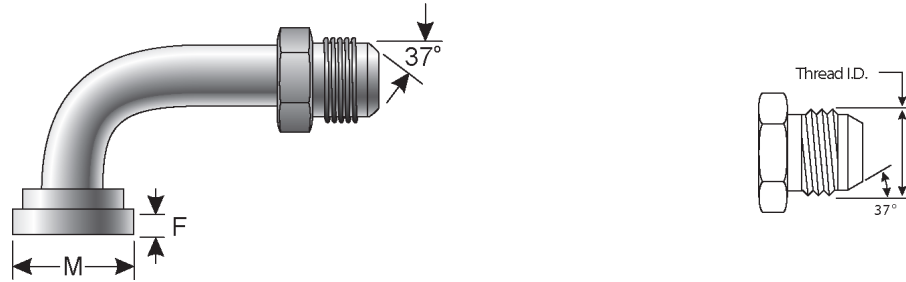
Descr.	Prod. No.	Flare		M		F		Weight (Lbs.)
		"	"	"	mm	"	mm	
12FL5K-12MJ45	7253-13105	1 1/16-12	1 7/8-12	1.50	38.1	.27	6.9	1.58
16FL5K-16MJ45	7253-13125	1 1/16-13	2 1/2-12	1.75	44.5	.32	8.1	1.64
20FL4K-16MJ45	7253-12625	1 5/16-12	1 1/16-12	2.00	50.8	.37	9.4	.90
20FL4K-20MJ45	7253-12395	1 5/8-12	1 1/16-13	2.00	50.8	.37	9.4	1.86

NOTE: FL5K maximum working pressure is 5,000 psi; FL4K maximum working pressure is 4,000 psi.

- HOSE
- HOSE/CPLG. SELECTION
- G8K COUPLINGS
- GLOBALSPIRAL COUPLINGS
- PCM / PCS FERRULES
- MEGACRIMP COUPLINGS
- STAINLESS STEEL
- POWER CRIMP COUPLINGS
- LOC. GL AND GLP COUPLINGS
- POLARSEAL COUPLINGS
- POLARSEAL II COUPLINGS
- C14 COUPLINGS
- PCTS THERMOPLASTIC COUPLINGS
- FIELD ATTACHABLE G1 & G2 COUPLINGS
- FIELD ATTACHABLE C5 & C5E COUPLINGS
- SURELOK AIR BRAKE COUPLINGS
- ADAPTERS
- QUICK DISCONNECT COUPLERS
- LIVE SWIVEL
- BALL VALVES
- ACCESSORIES
- EQUIPMENT AND PARTS

Code 61 O-Ring Flange to Male JIC 37° Flare - 90°

O-Ring not included. Must be ordered separately.

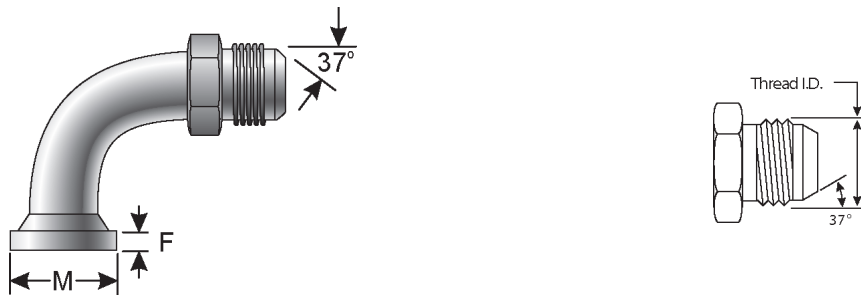


Descr.	Prod. No.	Thread		M		F		Weight (Lbs.)
		"	"	"	mm	"	mm	
8FL-8MJ90	7253-86944	1/2	3/4-16	1.19	30.2	.27	6.9	.30
12FL-12MJ90	7253-86945	3/4	1 1/16-12	1.50	38.1	.27	6.9	.51
16FL-16MJ90	7253-86946	1	1 5/16-12	1.75	44.5	.32	8.1	.92
20FL-20MJ90	7253-86947	1 1/4	1 5/8-12	2.00	50.8	.32	8.1	1.30
24FL-24MJ90	7253-86948	1 1/2	1 7/8-12	2.38	60.5	.32	8.1	1.95
32FL-32MJ90	7253-86949	2	2 1/2-12	2.81	71.4	.38	9.7	3.64

Code 61 O-Ring Flange to Male JIC 37° Flare - 90° - High Pressure

No braze joints, solid one-piece construction for increased reliability.

O-Ring not included. Must be ordered separately.

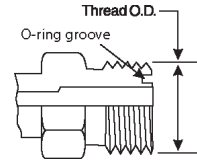
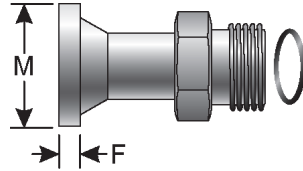


Descr.	Prod. No.	Thread		M		F		Weight (Lbs.)
		"	"	"	mm	"	mm	
12FL5K-12MJ90	7253-13205	1 1/16-12	1 1/16-12	1.50	38.1	.27	6.9	.70
16FL5K-12MJ90	7253-12415	1 1/16-12	1 1/16-12	1.75	44.5	.32	8.1	1.47
16FL5K-16MJ90	7253-13225	1 5/16-12	1 5/16-12	1.75	44.5	.32	8.1	1.99
20FL4K-16MJ90	7253-12495	1 1/4	1 5/16-12	2.00	50.8	.32	8.1	1.35
20FL4K-20MJ90	7253-12505	1 1/4	1 5/8-12	2.00	50.8	.32	8.1	2.12

NOTE: FL5K maximum working pressure is 5,000 psi; FL4K maximum working pressure is 4,000 psi.

Code 61 O-Ring Flange to Male Flat-Face O-Ring - High Pressure

For use up to SAE 100R2 maximum working pressure.
No braze joints, solid one-piece construction for increased reliability.
O-Ring not included. Must be ordered separately.

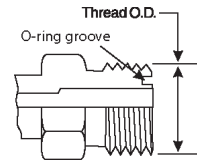
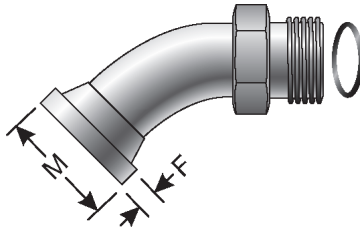


Descr.	Prod. No.	Thread		M		F		Weight (Lbs.)
		"	"	"	mm	"	mm	
12FL5K-12MFFOR	7253-13695	1 3/16-12	1 1/16-12	1.50	38.1	.27	6.9	.58
16FL5K-12MFFOR	7253-17155	1	1 1/16-12	1.75	44.5	.32	8.1	.64
16FL5K-16MFFOR	7253-13705	1 7/16-12	1 1/16-12	1.75	44.5	.32	8.1	.80
20FL4K-20MFFOR	7253-13715	1 1/4	1 5/8-12	2.00	50.8	.32	8.1	1.18

NOTE: FL5K maximum working pressure is 5,000 psi; FL4K maximum working pressure is 4,000 psi.

Code 61 O-Ring Flange to Male Flat-Face O-Ring 45° - High Pressure

No braze joints, solid one-piece construction for increased reliability.
O-Ring not included. Must be ordered separately.



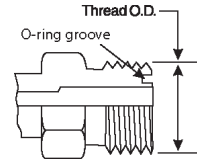
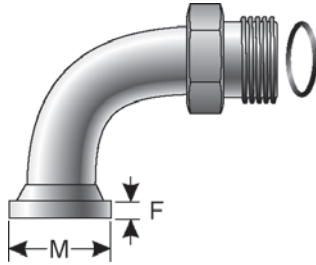
Descr.	Prod. No.	Thread		M		F		Weight (Lbs.)
		"	"	"	mm	"	mm	
12FL5K-12MFFOR45	7253-13725	1 3/16-12	1 1/16-12	1.50	38.1	.27	6.9	.20
16FL5K-16MFFOR45	7253-13735	1 7/16-12	1 1/16-12	1.75	44.5	.32	8.1	1.02
20FL4K-20MFFOR45	7253-13745	1 1/4	1 5/8-12	2.00	50.8	.32	8.1	1.68

NOTE: FL5K maximum working pressure is 5,000 psi; FL4K maximum working pressure is 4,000 psi.

HOSE
HOSE/CPLG. SELECTION
G8K COUPLINGS
GLOBALSPIRAL COUPLINGS
PCM / PCS FERRULES
MEGACRIMP COUPLINGS
STAINLESS STEEL
POWER CRIMP COUPLINGS
LOC. GL AND GLP COUPLINGS
POLARSEAL COUPLINGS
POLARSEAL II COUPLINGS
C14 COUPLINGS
PCTS THERMOPLASTIC COUPLINGS
FIELD ATTACHABLE G1 & G2 COUPLINGS
FIELD ATTACHABLE C5 & C5E COUPLINGS
SURELOK AIR BRAKE COUPLINGS
ADAPTERS
QUICK DISCONNECT COUPLERS
LIVE SWIVEL
BALL VALVES
ACCESSORIES
EQUIPMENT AND PARTS

Code 61 O-Ring Flange to Male Flat-Face O-Ring 90° - High Pressure

No braze joints, solid one-piece construction for increased reliability.
O-Ring not included. Must be ordered separately.

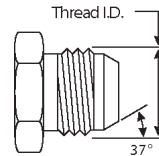
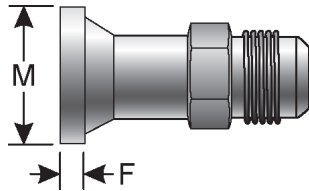


Descr.	Prod. No.	Thread		M		F		Weight (Lbs.)
		"	"	"	mm	"	mm	
12FL5K-12MFFOR90	7253-13755	1 3/16-12	1 1/16-12	1.50	38.1	.27	6.9	.80
16FL5K-16MFFOR90	7253-13765	1 7/16-12	1 1/16-12	1.50	38.1	.32	8.1	1.94
20FL4K-20MFFOR90	7253-13775	1 1/4	1 5/8-12	2.00	50.8	.32	8.1	2.40

NOTE: FL5K maximum working pressure is 5,000 psi; FL4K maximum working pressure is 4,000 psi.

Code 62 O-Ring Flange Heavy to Male JIC 37° Flare - (6,000 psi)

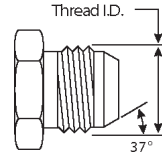
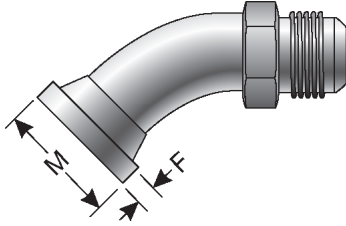
No braze joints, solid one-piece construction for increased reliability.
O-Ring not included. Must be ordered separately.



Descr.	Prod. No.	Thread		M		F		Weight (Lbs.)
		"	"	"	mm	"	mm	
12FLH6K-12MJ	7253-13305	3/4	1 1/16-12	1.63	41.4	.35	8.9	.65
16FLH6K-12MJ	7253-12445	1	1 1/16-12	1.88	47.8	.38	9.7	.92
16FLH6K-16MJ	7253-13325	1	1 5/16-12	1.88	47.8	.38	9.7	.89
16FLH6K-20MJ	7253-12465	1	1 5/8-12	1.88	47.8	.38	9.7	2.43
20FLH6K-16MJ	7253-12515	1 1/4	1 5/16-12	2.13	54.1	.41	10.4	1.52
20FLH6K-20MJ	7253-13345	1 1/4	1 5/8-12	2.13	54.1	.41	10.4	1.35
24FLH6K-20MJ	7253-13375	1 1/2	1 5/8-12	2.50	63.5	.50	12.7	.18
24FLH6K-24MJ	7253-13365	1 1/2	1 7/8-12	2.50	63.5	.50	12.7	1.52

Code 62 O-Ring Flange Heavy to Male JIC 37° Flare 45° - (6,000 psi)

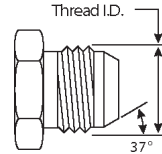
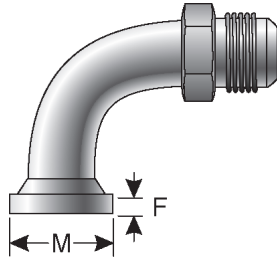
No braze joints, solid one-piece construction for increased reliability.
O-Ring not included. Must be ordered separately.



Descr.	Prod. No.	Thread		M		F		Weight (Lbs.)
		"	"	"	mm	"	mm	
12FLH6K-12MJ45	7253-13405	3/4	1 1/16-12	1.63	41.4	.35	8.9	1.61
16FLH6K-16MJ45	7253-13425	1	1 5/16-12	1.88	47.8	.38	9.7	1.64
20FLH6K-20MJ45	7253-13445	1 1/4	1 5/8-12	2.13	54.1	.41	10.4	1.87

Code 62 O-Ring Flange Heavy to Male JIC 37° Flare 90° - (6,000 psi)

No braze joints, solid one-piece construction for increased reliability.
O-Ring not included. Must be ordered separately.



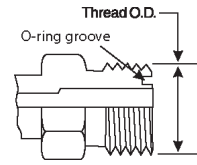
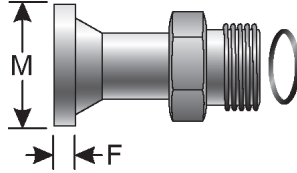
Descr.	Prod. No.	Thread		M		F		Weight (Lbs.)
		"	"	"	mm	"	mm	
12FLH6K-12MJ90	7253-13505	3/4	1 1/16-12	1.63	41.4	.35	8.9	.08
12FLH6K-16MJ90	7253-13515	3/4	1 5/16-12	1.63	41.4	.35	8.9	1.95
16FLH6K-12MJ90	7253-12455	1	1 1/16-12	1.88	47.8	.38	9.7	1.47
16FLH6K-16MJ90	7253-13535	1	1 5/16-12	1.88	47.8	.38	9.7	1.32
16FLH6K-20MJ90	7253-13545	1	1 5/8-12	1.88	47.8	.38	9.7	2.00
20FLH6K-16MJ90	7253-12525	1 1/4	1 5/16-12	2.13	54.1	.41	10.4	2.70
20FLH6K-20MJ90	7253-13565	1 1/4	1 5/8-12	2.13	54.1	.41	10.4	2.19
24FLH6K-20MJ90	7253-13575	1 1/2	1 5/8-12	2.50	63.5	.50	12.7	2.83

- HOSE
- HOSE/CPLG. SELECTION
- G8K COUPLINGS
- GLOBALSPIRAL COUPLINGS
- PCM / PCS FERRULES
- MEGACRIMP COUPLINGS
- STAINLESS STEEL
- POWER CRIMP COUPLINGS
- LOC. GL AND GLP COUPLINGS
- POLARSEAL COUPLINGS
- POLARSEAL II COUPLINGS
- C14 COUPLINGS
- PCTS THERMOPLASTIC COUPLINGS
- FIELD ATTACHABLE G1 & G2 COUPLINGS
- FIELD ATTACHABLE C5 & C5E COUPLINGS
- SURELOK AIR BRAKE COUPLINGS
- ADAPTERS
- QUICK DISCONNECT COUPLERS
- LIVE SWIVEL
- BALL VALVES
- ACCESSORIES
- EQUIPMENT AND PARTS

HOSE
HOSE/CPLG. SELECTION
G8K COUPLINGS
GLOBALSPIRAL COUPLINGS
PCM / PCS FERRULES
MEGACRIMP COUPLINGS
STAINLESS STEEL
POWER CRIMP COUPLINGS
LOC, GL AND GLP COUPLINGS
POLARSEAL COUPLINGS
POLARSEAL II COUPLINGS
C14 COUPLINGS
PCTS THERMOPLASTIC COUPLINGS
FIELD ATTACHABLE G1 & G2 COUPLINGS
FIELD ATTACHABLE C5 & C5E COUPLINGS
SURELOK AIR BRAKE COUPLINGS
ADAPTERS
QUICK DISCONNECT COUPLERS
LIVE SWIVEL
BALL VALVES
ACCESSORIES
EQUIPMENT AND PARTS

Code 62 O-Ring Flange Heavy to Male Flat-Face O-Ring - (6,000 psi)

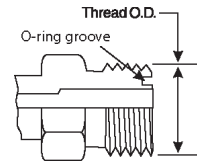
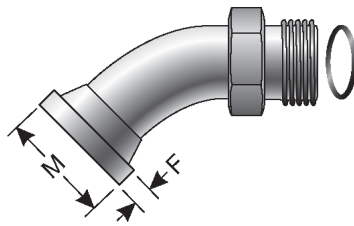
No braze joints, solid one-piece construction for increased reliability.
O-Ring not included. Must be ordered separately.



Descr.	Prod. No.	Thread		M		F		Weight (Lbs.)
		"	"	"	mm	"	mm	
12FLH6K-12MFFOR	7253-13605	3/4	1 3/16-12	1.63	41.4	.35	8.9	.65
16FLH6K-16MFFOR	7253-13615	1	1 7/16-12	1.88	47.8	.38	9.7	.90
20FLH6K-20MFFOR	7253-13625	1 1/4	1 7/16-13	2.13	54.1	.41	10.4	1.35

Code 62 O-Ring Flange Heavy to Male Flat-Face O-Ring 45° - (6,000 psi)

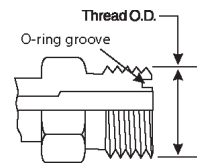
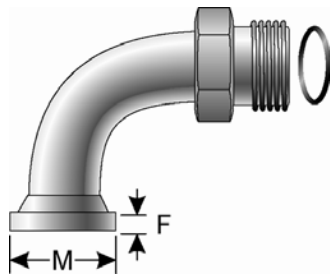
No braze joints, solid one-piece construction for increased reliability.
O-Ring not included. Must be ordered separately.



Descr.	Prod. No.	Thread		M		F		Weight (Lbs.)
		"	"	"	mm	"	mm	
12FLH6K-12MFFOR45	7253-13635	3/4	1 3/16-12	1.63	41.4	.35	8.9	.75
16FLH6K-16MFFOR45	7253-13645	1	1 7/16-12	1.88	47.8	.38	9.7	1.60
20FLH6K-20MFFOR45	7253-13655	1 1/4	1 7/16-13	2.13	54.1	.41	10.4	2.65


Code 62 O-Ring Flange Heavy to Male Flat-Face O-Ring 90° - (6,000 psi)

No braze joints, solid one-piece construction for increased reliability.
O-Ring not included. Must be ordered separately.



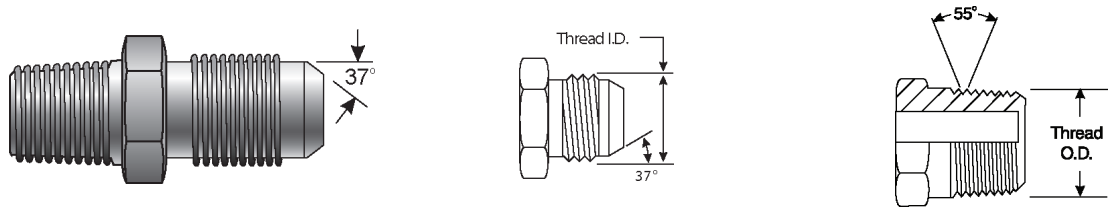
Descr.	Prod. No.	Thread		M		F		Weight (Lbs.)
		"	"	"	mm	"	mm	
12FLH6K-12MFFOR90	7253-13665	3/4	1 3/16-12	1.63	41.4	.35	8.9	2.11
16FLH6K-12MFFOR90	7253-13465	1 1/16-12	1 7/16-14	1.88	47.8	.38	9.7	.95

Code 62 O-Ring Flange Heavy to Male Flat-Face O-Ring 90° - (6,000 psi) - Continued

Descr.	Prod. No.			M		F		Weight (Lbs.)
		"	"	"	mm	"	mm	
16FLH6K-16MFFOR90	7253-13675	1	1 7/16-12	1.88	47.8	.38	9.7	1.36
20FLH6K-20MFFOR90	7253-13685	1 1/4	1 11/16-12	2.13	54.1	.41	10.4	2.15

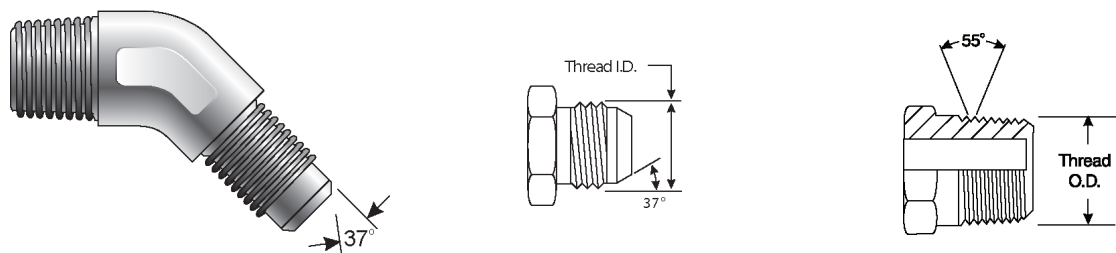
HOSE
HOSE/CPLG. SELECTION
G8K COUPLINGS
GLOBALSPIRAL COUPLINGS
PCM / PCS FERRULES
MEGACRIMP COUPLINGS
STAINLESS STEEL
POWER CRIMP COUPLINGS
LOC. GL AND GLP COUPLINGS
POLARSEAL COUPLINGS
POLARSEAL II COUPLINGS
C14 COUPLINGS
PCTS THERMOPLASTIC COUPLINGS
FIELD ATTACHABLE G1 & G2 COUPLINGS
FIELD ATTACHABLE C5 & C5E COUPLINGS
SURELOK AIR BRAKE COUPLINGS
ADAPTERS
QUICK DISCONNECT COUPLERS
LIVE SWIVEL
BALL VALVES
ACCESSORIES
EQUIPMENT AND PARTS

British Male Standard Pipe Tapered Thread to Male JIC 37° Flare




Descr.	Prod. No.	Thread		Weight (Lbs.)
		"	"	
2MBSPT-4MJ	7253-14255	1/8-28	7/16-20	.08
2MBSPT-5MJ	7253-60005	1/8-28	1/2-20	.02
2MBSPT-6MJ	7253-60015	1/8-28	9/16-18	.05
4MBSPT-4MJ	7253-14265	1/4-19	7/16-20	.12
4MBSPT-5MJ	7253-60025	1/4-19	1/2-20	.05
4MBSPT-6MJ	7253-60035	1/4-19	9/16-18	.05
4MBSPT-8MJ	7253-60045	1/4-19	3/4-16	.10
6MBSPT-4MJ	7253-60055	3/8-19	7/16-20	.05
6MBSPT-5MJ	7253-60065	3/8-19	1/2-20	.05
6MBSPT-6MJ	7253-14275	3/8-19	9/16-18	.14
6MBSPT-8MJ	7253-60075	3/8-19	3/4-16	.10
6MBSPT-10MJ	7253-60085	3/8-19	7/8-14	.15
8MBSPT-6MJ	7253-60095	1/2-14	9/16-18	.15
8MBSPT-8MJ	7253-14285	1/2-14	3/4-16	.20
8MBSPT-10MJ	7253-14295	1/2-14	7/8-14	.03
8MBSPT-12MJ	7253-60105	1/2-14	1 1/16-12	.25
12MBSPT-8MJ	7253-60115	3/4-14	3/4-16	.20
12MBSPT-10MJ	7253-60125	3/4-14	7/8-14	.25
12MBSPT-12MJ	7253-14305	3/4-14	1 1/16-12	.40
12MBSPT-14MJ	7253-60135	3/4-14	1 3/16-12	.35
12MBSPT-16MJ	7253-60145	3/4-14	1 5/16-12	.35
16MBSPT-12MJ	7253-60155	1-11	1 1/16-12	.45
16MBSPT-16MJ	7253-14315	1-11	1 5/16-12	.50
16MBSPT-20MJ	7253-60165	1-11	1 5/8-12	.70
20MBSPT-16MJ	7253-60175	1 1/4-11	1 5/16-12	.70
20MBSPT-20MJ	7253-60185	1 1/4-11	1 5/8-12	.75
24MBSPT-24MJ	7253-60195	1 1/2-11	1 7/8-12	1.10
32MBSPT-32MJ	7253-60205	2-11	2 1/2-12	2.05

British Male Standard Pipe Tapered Thread to Male JIC 37° Flare - 45°

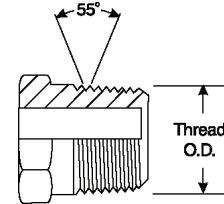
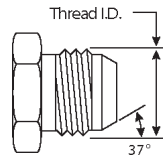




Descr.	Prod. No.	Thread		Weight (Lbs.)
		"	"	
2MBSPT-4MJ45	7253-60215	1/8-28	3/4-16	.01
4MBSPT-4MJ45	7253-60225	1/4-19	7/16-20	.05

British Male Standard Pipe Tapered Thread to Male JIC 37° Flare - 45° - Continued

Descr.	Prod. No.			Weight (Lbs.)
		"	"	
4MBSPT-6MJ45	7253-60235	1/4-19	9/16-18	.05
6MBSPT-6MJ45	7253-60245	3/8-19	9/16-18	.10
6MBSPT-8MJ45	7253-60255	3/8-19	3/4-16	.10
8MBSPT-8MJ45	7253-60265	1/2-14	3/4-16	.20
8MBSPT-10MJ45	7253-60275	1/2-14	7/8-14	.20
12MBSPT-12MJ45	7253-60285	3/4-14	1 1/16-12	.35
12MBSPT-16MJ45	7253-60295	3/4-14	1 5/16-12	.55
16MBSPT-16MJ45	7253-60305	1-11	1 5/16-12	.55

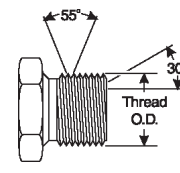
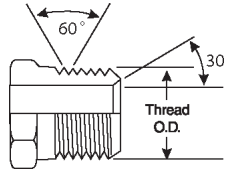
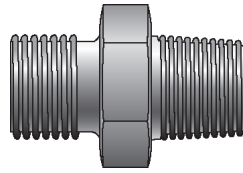
British Male Standard Pipe Tapered Thread to Male JIC 37° Flare - 90°



Descr.	Prod. No.			Weight (Lbs.)
		"	"	
2MBSPT-4MJ90	7253-60315	1/8-28	3/4-16	.05
4MBSPT-4MJ90	7253-60325	1/4-19	7/16-20	.10
4MBSPT-5MJ90	7253-60335	1/4-19	1/2-20	.10
4MBSPT-6MJ90	7253-60345	1/4-19	9/16-18	.05
6MBSPT-6MJ90	7253-60355	3/8-19	9/16-18	.15
6MBSPT-8MJ90	7253-60365	3/8-19	3/4-16	.20
8MBSPT-6MJ90	7253-60375	1/2-14	3/4-16	.15
8MBSPT-8MJ90	7253-60385	1/2-14	3/4-16	.25
8MBSPT-10MJ90	7253-60395	1/2-14	7/8-14	.25
8MBSPT-12MJ90	7253-60405	1/2-14	1 1/16-12	.45
12MBSPT-12MJ90	7253-60415	3/4-14	1 1/16-12	.50
12MBSPT-16MJ90	7253-60425	3/4-14	1 5/16-12	.75
16MBSPT-16MJ90	7253-60435	1-11	1 5/16-12	.80
20MBSPT-20MJ90	7253-60445	1 1/4-11	1 5/8-12	1.45
24MBSPT-24MJ90	7253-60455	1 1/2-11	1 7/8-12	2.00

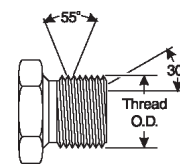
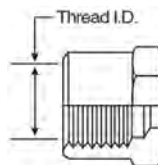
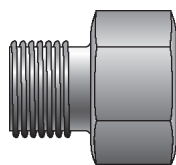
- HOSE
- HOSE/CPLG. SELECTION
- G8K COUPLINGS
- GLOBAL SPIRAL COUPLINGS
- PCM / PCS FERRULES
- MEGACRIMP COUPLINGS
- STAINLESS STEEL
- POWER CRIMP COUPLINGS
- LOC. GL AND GLP COUPLINGS
- POLARSEAL COUPLINGS
- POLARSEAL II COUPLINGS
- C14 COUPLINGS
- PCTS THERMOPLASTIC COUPLINGS
- FIELD ATTACHABLE G1 & G2 COUPLINGS
- FIELD ATTACHABLE C5 & C5E COUPLINGS
- SURELOK AIR BRAKE COUPLINGS
- ADAPTERS
- QUICK DISCONNECT COUPLERS
- LIVE SWIVEL
- BALL VALVES
- ACCESSORIES
- EQUIPMENT AND PARTS

British Male Standard Pipe Parallel to Male Pipe NPTF



Descr.	Prod. No.			Weight (Lbs.)
		"	"	
2MBSPP-2MP	7253-60475	1/8-28	1/8-27	.05
2MBSPP-4MP	7253-60485	1/8-28	1/4-18	.05
4MBSPP-2MP	7253-60495	1/4-19	1/8-27	.05
4MBSPP-4MP	7253-15075	1/4-19	1/4-18	.07
4MBSPP-6MP	7253-60505	1/4-19	3/8-18	.05
4MBSPP-8MP	7253-60515	1/4-19	1/2-14	.10
6MBSPP-2MP	7253-60525	3/8-19	1/8-27	.04
6MBSPP-4MP	7253-60535	3/8-19	1/4-18	.10
6MBSPP-6MP	7253-15085	3/8-19	3/8-18	.11
6MBSPP-8MP	7253-60545	3/8-19	1/2-14	.10
6MBSPP-12MP	7253-60555	3/8-19	3/4-14	.20
6MBSPP-16MP	7253-60565	3/8-19	1-11 1/2	.35
8MBSPP-4MP	7253-60575	1/2-14	1/4-18	.10
8MBSPP-6MP	7253-60585	1/2-14	3/8-18	.10
8MBSPP-8MP	7253-15095	1/2-14	1/2-14	.17
8MBSPP-12MP	7253-60595	1/2-14	3/4-14	.15
8MBSPP-16MP	7253-60605	1/2-14	1-11 1/2	.35
10MBSPP-8MP	7253-60615	5/8-14	1/2-14	.15
10MBSPP-12MP	7253-60625	5/8-14	3/4-14	.20
12MBSPP-8MP	7253-60635	3/4-14	1/2-14	.15
12MBSPP-12MP	7253-15105	3/4-14	3/4-14	.28
12MBSPP-16MP	7253-60645	3/4-14	1-11 1/2	.35
12MBSPP-20MP	7253-60655	3/4-14	1 1/4-11 1/2	.60
16MBSPP-12MP	7253-60665	1-11	3/4-14	.40
16MBSPP-16MP	7253-15115	1-11	1-11 1/2	.53
16MBSPP-20MP	7253-60675	1-11	1 1/4-11 1/2	.65
20MBSPP-16MP	7253-60685	1 1/4-11	1-11 1/2	.70
20MBSPP-20MP	7253-60695	1 1/4-11	1 1/4-11 1/2	.70
20MBSPP-24MP	7253-60705	1 1/4-11	1 1/2-11 1/2	.85
24MBSPP-20MP	7253-60715	1 1/2-11	1 1/4-11 1/2	.85
24MBSPP-24MP	7253-60725	1 1/2-11	1 1/2-11 1/2	1.00
32MBSPP-32MP	7253-60735	2-11	2-11 1/2	1.40

British Male Standard Pipe Parallel to Female Pipe NPTF

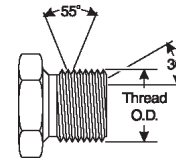
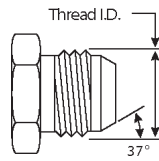
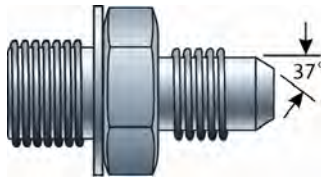


Descr.	Prod. No.			Weight (Lbs.)
		"	"	
2MBSPP-2FP	7253-60745	1/8-28	1/8-27	.05
2MBSPP-4FP	7253-60755	1/8-28	1/4-18	.05

British Male Standard Pipe Parallel to Female Pipe NPTF - Continued

Descr.	Prod. No.			Weight (Lbs.)
		"	"	
4MBSPP-2FP	7253-60765	1/4-19	1/8-27	.10
4MBSPP-4FP	7253-60775	1/4-19	1/4-18	.05
4MBSPP-6FP	7253-60785	1/4-19	3/8-18	.15
6MBSPP-2FP	7253-60795	3/8-19	1/8-27	.15
6MBSPP-4FP	7253-60805	3/8-19	1/4-18	.15
6MBSPP-6FP	7253-60815	3/8-19	3/8-18	.10
8MBSPP-4FP	7253-60825	1/2-14	1/4-18	.20
8MBSPP-6FP	7253-60835	1/2-14	3/8-18	.25
8MBSPP-8FP	7253-60845	1/2-14	1/2-14	.25
12MBSPP-8FP	7253-60855	3/4-14	1/2-14	.35
12MBSPP-12FP	7253-60865	3/4-14	3/4-14	.35
16MBSPP-16FP	7253-60875	1-11	1-11 1/2	.55
20MBSPP-16FP	7253-60885	1 1/4-11	1-11 1/2	1.30
20MBSPP-20FP	7253-60895	1 1/4-11	1 1/4-11 1/2	1.00
24MBSPP-20FP	7253-60905	1 1/2-11	1 1/4-11 1/2	1.30
24MBSPP-24FP	7253-60915	1 1/2-11	1 1/2-11 1/2	1.10
32MBSPP-32FP	7253-60925	2-11	2-11 1/2	1.60


British Male Standard Pipe Parallel to Male JIC 37° Flare



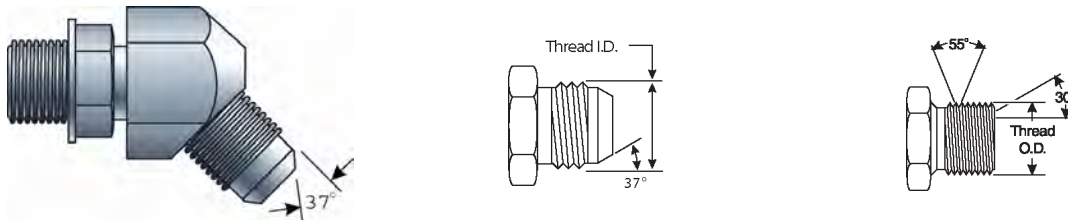
Descr.	Prod. No.			Weight (Lbs.)
		"	"	
2MBSPP-4MJ	7253-60935	1/8-28	7/16-20	.02
2MBSPP-5MJ	7253-60945	1/8-28	1/2-20	.02
2MBSPP-6MJ	7253-60955	1/8-28	9/16-18	.05
4MBSPP-4MJ	7253-15015	1/4-19	7/16-20	.12
4MBSPP-5MJ	7253-60965	1/4-19	1/2-20	.05
4MBSPP-6MJ	7253-60975	1/4-19	9/16-18	.05
4MBSPP-8MJ	7253-60985	1/4-19	3/4-16	.10
6MBSPP-4MJ	7253-60995	3/8-19	7/16-20	.05
6MBSPP-5MJ	7253-61005	3/8-19	1/2-20	.05
6MBSPP-6MJ	7253-15025	3/8-19	9/16-18	.02
6MBSPP-8MJ	7253-61015	3/8-19	3/4-16	.10
8MBSPP-6MJ	7253-61025	1/2-14	9/16-18	.10
8MBSPP-8MJ	7253-15035	1/2-14	3/4-16	.20
8MBSPP-10MJ	7253-61035	1/2-14	7/8-14	.15
8MBSPP-12MJ	7253-61045	1/2-14	1 1/16-12	.20
10MBSPP-8MJ	7253-61055	5/8-14	3/4-16	.15
10MBSPP-10MJ	7253-15045	5/8-14	7/8-14	.20
10MBSPP-12MJ	7253-61065	5/8-14	1 1/16-12	.20
12MBSPP-8MJ	7253-61075	3/4-14	3/4-16	.20
12MBSPP-10MJ	7253-61085	3/4-14	7/8-14	.25
12MBSPP-12MJ	7253-15055	3/4-14	1 1/16-12	.22
12MBSPP-14MJ	7253-61095	3/4-14	1 3/16-12	.25
12MBSPP-16MJ	7253-61105	3/4-14	1 5/16-12	.35
16MBSPP-12MJ	7253-61115	1-11	1 1/16-12	.40


- HOSE
- HOSE/CPLG. SELECTION
- G8K COUPLINGS
- GLOBAL SPIRAL COUPLINGS
- PCM / PCS FERRULES
- MEGACRIMP COUPLINGS
- STAINLESS STEEL
- POWER CRIMP COUPLINGS
- LOC. GL AND GLP COUPLINGS
- POLARSEAL COUPLINGS
- POLARSEAL II COUPLINGS
- C14 COUPLINGS
- PCTS THERMOPLASTIC COUPLINGS
- FIELD ATTACHABLE G1 & G2 COUPLINGS
- FIELD ATTACHABLE C5 & C5E COUPLINGS
- SURELOK AIR BRAKE COUPLINGS
- ADAPTERS
- QUICK DISCONNECT COUPLERS
- LIVE SWIVEL
- BALL VALVES
- ACCESSORIES
- EQUIPMENT AND PARTS

British Male Standard Pipe Parallel to Male JIC 37° Flare - Continued

Descr.	Prod. No.			Weight (Lbs.)
		"	"	
16MBSPP-14MJ	7253-61125	1-11	1 3/16-12	.45
16MBSPP-16MJ	7253-15065	1-11	1 5/16-12	.64
16MBSPP-20MJ	7253-61135	1-11	1 5/8-12	.60
20MBSPP-16MJ	7253-61145	1 1/4-11	1 5/16-12	.60
20MBSPP-20MJ	7253-61155	1 1/4-11	1 5/8-12	.70
20MBSPP-24MJ	7253-61165	1 1/4-11	1 7/8-12	.85
24MBSPP-20MJ	7253-61175	1 1/2-11	1 5/8-12	.90
24MBSPP-24MJ	7253-61185	1 1/2-11	1 7/8-12	.95
32MBSPP-32MJ	7253-61195	2-11	2 1/2-12	1.90

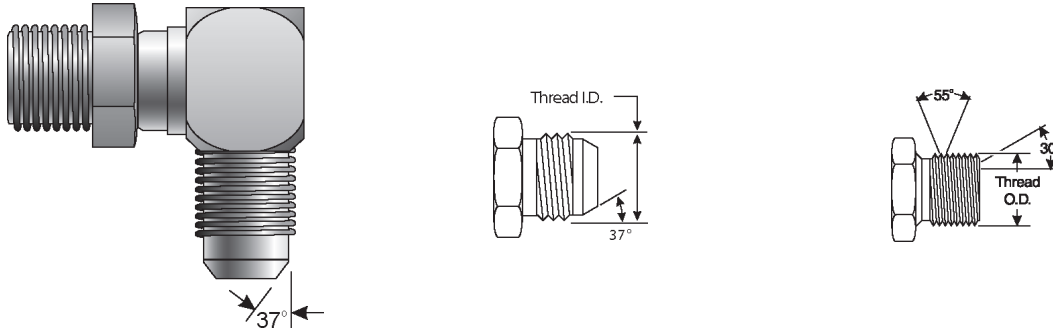
British Male Standard Pipe Parallel to Male JIC 37° Flare - 45°



Descr.	Prod. No.			Weight (Lbs.)
		"	"	
2MBSPP-4MJ45	7253-61205	1/8-28	7/16-20	.05
4MBSPP-4MJ45	7253-61215	1/4-19	7/16-20	.10
4MBSPP-6MJ45	7253-61225	1/4-19	9/16-18	.10
6MBSPP-6MJ45	7253-61235	3/8-19	9/16-18	.15
6MBSPP-8MJ45	7253-61245	3/8-19	3/4-16	.20
8MBSPP-8MJ45	7253-61255	1/2-14	3/4-16	.25
8MBSPP-10MJ45	7253-61265	1/2-14	7/8-14	.30
8MBSPP-12MJ45	7253-61275	1/2-14	1 1/16-12	.45
12MBSPP-12MJ45	7253-61285	3/4-14	1 1/16-12	.55
16MBSPP-16MJ45	7253-61295	1-11	1 5/16-12	.85

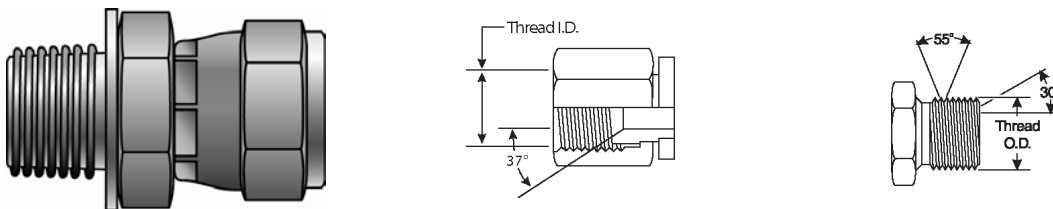
HOSE
HOSE/CPLG. SELECTION
G8K COUPLINGS
GLOBALSPIRAL COUPLINGS
PCM / PCS FERRULES
MEGACRIMP COUPLINGS
STAINLESS STEEL
POWER CRIMP COUPLINGS
LOC, GL AND GLP COUPLINGS
POLARSEAL COUPLINGS
POLARSEAL II COUPLINGS
C14 COUPLINGS
PCTS THERMOPLASTIC COUPLINGS
FIELD ATTACHABLE G1 & G2 COUPLINGS
FIELD ATTACHABLE C5 & C5E COUPLINGS
SURELOK AIR BRAKE COUPLINGS
ADAPTERS
QUICK DISCONNECT COUPLERS
LIVE SWIVEL
BALL VALVES
ACCESSORIES
EQUIPMENT AND PARTS

British Male Standard Pipe Parallel to Male JIC 37° Flare - 90°



Descr.	Prod. No.			Weight (Lbs.)
		"	"	
2MBSPP-4MJ90	7253-61305	1/8-28	7/16-20	.05
4MBSPP-4MJ90	7253-61315	1/4-19	7/16-20	.10
4MBSPP-5MJ90	7253-61325	1/4-19	1/2-20	.10
4MBSPP-6MJ90	7253-61335	1/4-19	9/16-18	.10
4MBSPP-8MJ90	7253-61345	1/4-19	3/4-16	.20
6MBSPP-4MJ90	7253-61355	3/8-19	7/16-20	.20
6MBSPP-5MJ90	7253-61365	3/8-19	1/2-20	.20
6MBSPP-8MJ90	7253-61385	3/8-19	3/4-16	.20
8MBSPP-6MJ90	7253-61395	1/2-14	9/16-18	.30
8MBSPP-10MJ90	7253-61415	1/2-14	7/8-14	.35
8MBSPP-12MJ90	7253-61425	1/2-14	1 1/16-12	.55
12MBSPP-8MJ90	7253-61435	3/4-14	3/4-16	.60
12MBSPP-10MJ90	7253-61445	3/4-14	7/8-14	.65
12MBSPP-16MJ90	7253-61465	3/4-14	1 5/16-12	.90
16MBSPP-12MJ90	7253-61475	1-11	1 1/16-12	.95
16MBSPP-16MJ90	7253-61485	1-11	1 5/16-12	.95
16MBSPP-20MJ90	7253-61495	1-11	1 5/8-12	1.45
20MBSPP-16MJ90	7253-61505	1 1/2-11	1 5/16-12	1.55
20MBSPP-20MJ90	7253-61515	1 1/2-11	1 5/8-12	1.55
24MBSPP-24MJ90	7253-61525	1 1/2-11	1 7/8-12	2.10


British Male Standard Pipe Parallel to Female JIC 37° Flare Swivel



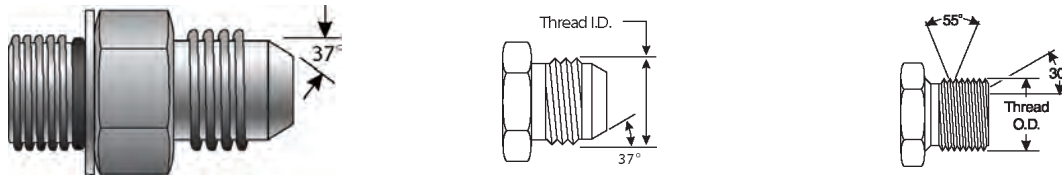
Descr.	Prod. No.			Weight (Lbs.)
		"	"	
2MBSPP-4FJX	7253-61535	1/8-28	7/16-20	.01
4MBSPP-4FJX	7253-15125	1/4-19	7/16-20	.07
4MBSPP-5FJX	7253-61545	1/4-19	1/2-20	.05
4MBSPP-6FJX	7253-61555	1/4-19	9/16-18	.05
6MBSPP-4FJX	7253-61565	3/8-19	7/16-20	.05
6MBSPP-6FJX	7253-15135	3/8-19	9/16-18	.14
6MBSPP-8FJX	7253-61575	3/8-19	3/4-16	.15


HOSE
HOSE/CPLG. SELECTION
G8K COUPLINGS
GLOBALSPIRAL COUPLINGS
PCM / PCS FERRULES
MEGACRIMP COUPLINGS
STAINLESS STEEL
POWER CRIMP COUPLINGS
LOC. GL AND GLP COUPLINGS
POLARSEAL COUPLINGS
POLARSEAL II COUPLINGS
C14 COUPLINGS
PCTS THERMOPLASTIC COUPLINGS
FIELD ATTACHABLE G1 & G2 COUPLINGS
FIELD ATTACHABLE C5 & C5E COUPLINGS
SURELOK AIR BRAKE COUPLINGS
ADAPTERS
QUICK DISCONNECT COUPLERS
LIVE SWIVEL
BALL VALVES
ACCESSORIES
EQUIPMENT AND PARTS

British Male Standard Pipe Parallel to Female JIC 37° Flare Swivel - Continued

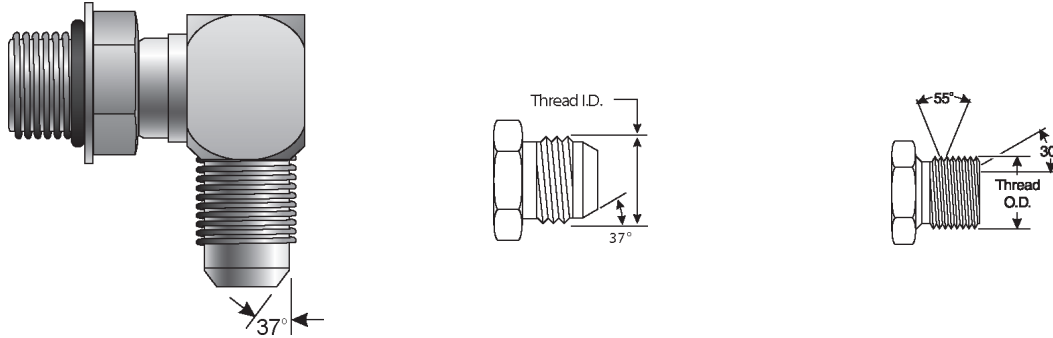
Descr.	Prod. No.			Weight (Lbs.)
		"	"	
8MBSPP-4FJX	7253-61585	1/2-14	7/16-20	.10
8MBSPP-6FJX	7253-61595	1/2-14	9/16-18	.15
8MBSPP-8FJX	7253-15145	1/2-14	3/4-16	.17
8MBSPP-10FJX	7253-61605	1/2-14	7/8-14	.15
8MBSPP-12FJX	7253-61615	1/2-14	1 1/16-12	.30
10MBSPP-8FJX	7253-61625	5/8-14	3/4-16	.15
10MBSPP-10FJX	7253-15155	5/8-14	7/8-14	.02
12MBSPP-8FJX	7253-61635	3/4-14	3/4-16	.25
12MBSPP-12FJX	7253-15165	3/4-14	1 1/16-12	.43
12MBSPP-16FJX	7253-61645	3/4-14	1 5/16-12	.50
16MBSPP-16FJX	7253-15175	1-11	1 5/16-12	.69
16MBSPP-20FJX	7253-61655	1-11	1 5/8-12	.85
20MBSPP-16FJX	7253-61665	1 1/4-11	1 5/16-12	.80
20MBSPP-20FJX	7253-61675	1 1/4-11	1 5/8-12	.90
24MBSPP-24FJX	7253-61685	1 1/2-11	1 7/8-12	1.30
32MBSPP-32FJX	7253-61695	2-11	2 1/2-12	2.15


British Male Standard Pipe Parallel with O-Ring to Male JIC 37° Flare



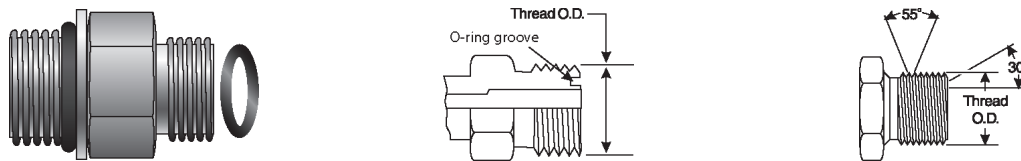
Descr.	Prod. No.			Weight (Lbs.)
		"	"	
2MBSPPOR-4MJ	7253-14005	1/8-28	7/16-20	.10
4MBSPPOR-4MJ	7253-14015	1/4-19	7/16-20	.16
4MBSPPOR-5MJ	7253-61705	1/4-19	1/2-20	.05
4MBSPPOR-6MJ	7253-14025	1/4-19	9/16-18	.14
6MBSPPOR-4MJ	7253-14035	3/8-19	7/16-20	.02
6MBSPPOR-5MJ	7253-61715	3/8-19	1/2-20	.10
6MBSPPOR-6MJ	7253-14045	3/8-19	9/16-18	.02
6MBSPPOR-8MJ	7253-14055	3/8-19	3/4-16	.02
8MBSPPOR-6MJ	7253-14075	1/2-14	9/16-18	.20
8MBSPPOR-8MJ	7253-14085	1/2-14	3/4-16	.20
8MBSPPOR-10MJ	7253-61725	1/2-14	7/8-14	.20
8MBSPPOR-12MJ	7253-14605	1/2-14	1 1/16-12	.32
12MBSPPOR-8MJ	7253-61735	3/4-14	3/4-16	.35
12MBSPPOR-10MJ	7253-61745	3/4-14	7/8-14	.35
12MBSPPOR-12MJ	7253-14095	3/4-14	1 1/16-12	.40
12MBSPPOR-16MJ	7253-61755	3/4-14	1 5/16-12	.40
16MBSPPOR-12MJ	7253-61765	1-11	1 1/16-12	.50
16MBSPPOR-16MJ	7253-14105	1-11	1 5/16-12	.20
20MBSPPOR-20MJ	7253-14115	1 1/4-11	1 5/8-12	.94
20MBSPPOR-24MJ	7253-61775	1 1/2-11	1 7/8-12	.95
24MBSPPOR-24MJ	7253-61785	1 1/2-11	1 7/8-12	1.25


British Male Standard Pipe Parallel with O-Ring to Male JIC 37° Flare - 90°



Descr.	Prod. No.			Weight (Lbs.)
		"	"	
6MBSPPOR-6MJ90	7253-14505	3/8-19	9/16-18	.27
8MBSPPOR-8MJ90	7253-14515	1/2-14	3/4-16	.23
12MBSPPOR-12MJ90	7253-14525	3/4-14	1 1/2-12	.72

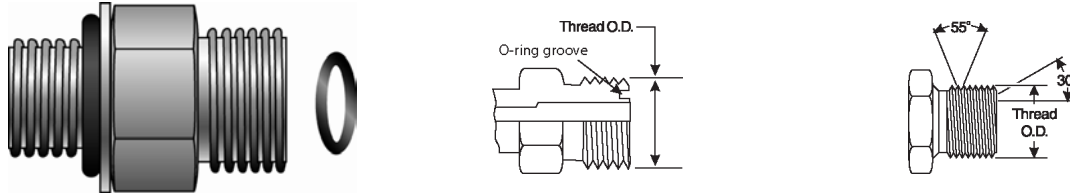
British Male Standard Pipe Parallel with O-Ring to Male Flat-Face O-Ring



Descr.	Prod. No.			Weight (Lbs.)
		"	"	
2MBSPPOR-4MFFOR	7253-61795	1/8-28	9/16-18	.05
4MBSPPOR-4MFFOR	7253-61805	1/4-19	9/16-18	.05
4MBSPPOR-6MFFOR	7253-61815	1/4-19	11/16-16	.05
6MBSPPOR-6MFFOR	7253-61825	3/8-19	11/16-16	.15
6MBSPPOR-8MFFOR	7253-61835	3/8-19	13/16-16	.15
8MBSPPOR-6MFFOR	7253-61845	1/2-14	11/16-16	.20
8MBSPPOR-8MFFOR	7253-61855	1/2-14	13/16-16	.15
8MBSPPOR-10MFFOR	7253-61865	1/2-14	1-14	.20
12MBSPPOR-12MFFOR	7253-61875	3/4-14	1 3/16-12	.40
12MBSPPOR-16MFFOR	7253-61885	3/4-14	1 7/16-12	.55
16MBSPPOR-12MFFOR	7253-61895	1-11	1 3/16-12	.55
16MBSPPOR-16MFFOR	7253-61905	1-11	1 7/16-12	.55
20MBSPPOR-20MFFOR	7253-61915	1 1/4-11	1 11/16-12	.90
24MBSPPOR-24MFFOR	7253-61925	1 1/2-11	2-12	1.25

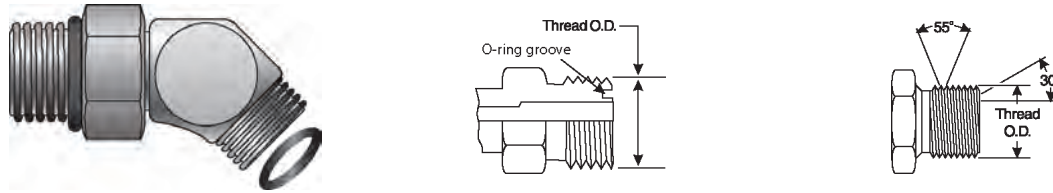
- HOSE
- HOSE/CPLG. SELECTION
- G8K COUPLINGS
- GLOBALSPIRAL COUPLINGS
- PCM / PCS FERRULES
- MEGACRIMP COUPLINGS
- STAINLESS STEEL
- POWER CRIMP COUPLINGS
- LOC. GL AND GLP COUPLINGS
- POLARSEAL COUPLINGS
- POLARSEAL II COUPLINGS
- C14 COUPLINGS
- PCTS THERMOPLASTIC COUPLINGS
- FIELD ATTACHABLE G1 & G2 COUPLINGS
- FIELD ATTACHABLE C5 & C5E COUPLINGS
- SURELOK AIR BRAKE COUPLINGS
- ADAPTERS
- QUICK DISCONNECT COUPLERS
- LIVE SWIVEL
- BALL VALVES
- ACCESSORIES
- EQUIPMENT AND PARTS

British Male Standard Pipe Parallel with O-Ring to Male Flat-Face O-Ring - Long



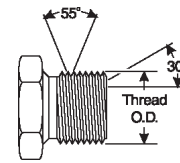
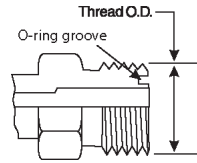

Descr.	Prod. No.			Weight (Lbs.)
		"	"	
6MBSPPOR-8MFFORL	7253-61935	3/8-19	1/2-16	.25
8MBSPPOR-8MFFORL	7253-61945	1/2-14	1/2-16	.35
8MBSPPOR-10MFFORL	7253-61955	1/2-14	5/8-14	.45
12MBSPPOR-10MFFORL	7253-61965	3/4-14	5/8-14	.65
12MBSPPOR-12MFFORL	7253-61975	3/4-14	3/4-12	.85
16MBSPPOR-16MFFORL	7253-61985	1-11	1-12	1.25
20MBSPPOR-20MFFORL	7253-61995	1 1/4-11	1 1/4-12	2.00

British Male Standard Pipe Parallel with O-Ring to Male Flat-Face O-Ring - 45°



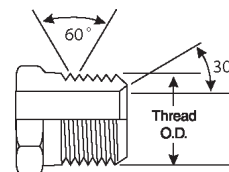
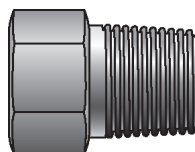
Descr.	Prod. No.			Weight (Lbs.)
		"	"	
2MBSPPOR-4MFFOR45	7253-62005	1/8-28	1/4-18	.05
4MBSPPOR-4MFFOR45	7253-62015	1/4-19	1/4-18	.15
4MBSPPOR-6MFFOR45	7253-62025	1/4-19	3/8-16	.15
6MBSPPOR-6MFFOR45	7253-62035	3/8-19	3/8-16	.20
6MBSPPOR-8MFFOR45	7253-62045	3/8-19	1/2-16	.20
8MBSPPOR-8MFFOR45	7253-62055	1/2-14	1/2-16	.35
8MBSPPOR-10MFFOR45	7253-62065	1/2-14	5/8-14	.40

British Male Standard Pipe Parallel with O-Ring to Male Flat-Face O-Ring - 90°



Descr.	Prod. No.			Weight (Lbs.)
		"	"	
2MBSPPOR-4MFFOR90	7253-62075	1/8-28	1/4-18	.10
4MBSPPOR-4MFFOR90	7253-62085	1/4-19	1/4-18	.20
4MBSPPOR-6MFFOR90	7253-62095	1/4-19	3/8-16	.20
4MBSPPOR-8MFFOR90	7253-62105	1/4-19	1/2-16	.20
6MBSPPOR-6MFFOR90	7253-62115	3/8-19	3/8-16	.25
6MBSPPOR-8MFFOR90	7253-62125	3/8-19	1/2-16	.25
8MBSPPOR-6MFFOR90	7253-62135	1/2-14	3/8-16	.50
8MBSPPOR-8MFFOR90	7253-62145	1/2-14	1/2-16	.55
8MBSPPOR-10MFFOR90	7253-62155	1/2-14	5/8-14	.55
8MBSPPOR-12MFFOR90	7253-62165	1/2-14	3/4-12	.70
12MBSPPOR-12MFFOR90	7253-62175	3/4-14	3/4-12	.85
12MBSPPOR-16MFFOR90	7253-62185	3/4-14	1-12	1.20
16MBSPPOR-12MFFOR90	7253-62195	1-11	3/4-12	1.40
16MBSPPOR-16MFFOR90	7253-62205	1-11	1-12	1.30
20MBSPPOR-16MFFOR90	7253-62215	1 1/4-11	1-12	1.65
20MBSPPOR-20MFFOR90	7253-62225	1 1/4-11	1 1/4-12	1.70
24MBSPPOR-24MFFOR90	7253-62235	1 1/2-11	1 1/2-12	2.35

Female British Standard Pipe Parallel to Male Pipe NPTF




Descr.	Prod. No.			Weight (Lbs.)
		"	"	
2FBSPP-2MP	7253-62245	1/8-28	1/8-27	.01
2FBSPP-4MP	7253-62255	1/8-28	1/4-18	.01
4FBSPP-4MP	7253-62265	1/4-19	1/4-18	.10
4FBSPP-6MP	7253-62275	1/4-19	3/8-18	.15
4FBSPP-8MP	7253-62285	1/4-19	1/2-14	.10
6FBSPP-6MP	7253-62295	3/8-19	3/8-18	.10
6FBSPP-8MP	7253-62305	3/8-19	1/2-14	.15
8FBSPP-8MP	7253-62315	1/2-14	1/2-14	.25
8FBSPP-12MP	7253-62325	1/2-14	3/4-14	.45
12FBSPP-12MP	7253-62335	3/4-14	3/4-14	.35
12FBSPP-16MP	7253-62345	3/4-14	1-11 1/2	.20
16FBSPP-16MP	7253-62355	1-11	1-11 1/2	.55
20FBSPP-20MP	7253-62365	1 1/4-11	1 1/4-11 1/2	.95
20FBSPP-24MP	7253-62375	1 1/4-11	1 1/4-11 1/2	1.10

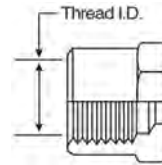
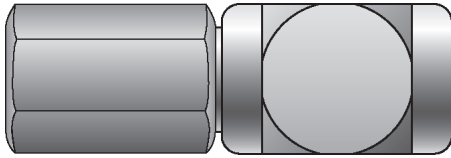
- HOSE
- HOSE/CPLG. SELECTION
- G8K COUPLINGS
- GLOBALSPIRAL COUPLINGS
- PCM / PCS FERRULES
- MEGACRIMP COUPLINGS
- STAINLESS STEEL
- POWER CRIMP COUPLINGS
- LOC. GL AND GLP COUPLINGS
- POLARSEAL COUPLINGS
- POLARSEAL II COUPLINGS
- C14 COUPLINGS
- PCTS THERMOPLASTIC COUPLINGS
- FIELD ATTACHABLE G1 & G2 COUPLINGS
- FIELD ATTACHABLE C5 & C5E COUPLINGS
- SURELOK AIR BRAKE COUPLINGS
- ADAPTERS
- QUICK DISCONNECT COUPLERS
- LIVE SWIVEL
- BALL VALVES
- ACCESSORIES
- EQUIPMENT AND PARTS


HOSE
HOSE/CPLG. SELECTION
G8K COUPLINGS
GLOBALSPIRAL COUPLINGS
PCM / PCS FERRULES
MEGACRIMP COUPLINGS
STAINLESS STEEL
POWER CRIMP COUPLINGS
LOC, GL AND GLP COUPLINGS
POLARSEAL COUPLINGS
POLARSEAL II COUPLINGS
C14 COUPLINGS
PCTS THERMOPLASTIC COUPLINGS
FIELD ATTACHABLE G1 & G2 COUPLINGS
FIELD ATTACHABLE C5 & C5E COUPLINGS
SURELOK AIR BRAKE COUPLINGS
ADAPTERS
QUICK DISCONNECT COUPLERS
LIVE SWIVEL
BALL VALVES
ACCESSORIES
EQUIPMENT AND PARTS

Female British Standard Pipe Parallel to Male Pipe NPTF - Continued

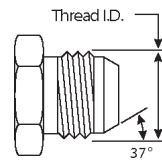
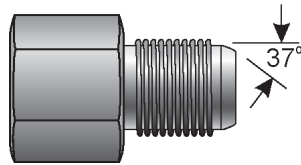
Descr.	Prod. No.			Weight (Lbs.)
		"	"	
24FBSPP-24MP	7253-62385	1 1/2-11	1 1/2-11 1/2	.54
32FBSPP-32MP	7253-62395	2-11	2-11 1/2	1.70


Female British Standard Pipe Parallel to Female Pipe NPTF



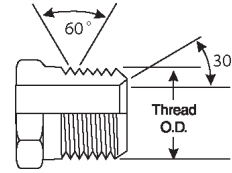
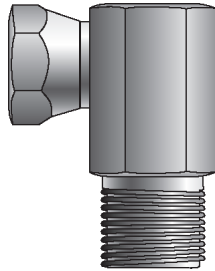
Descr.	Prod. No.			Weight (Lbs.)
		"	"	
4FBSPP-4FP	7253-65525	1/4-19	1/4-18	.05
6FBSPP-6FP	7253-65535	3/8-19	3/8-18	.10
8FBSPP-8FP	7253-65545	1/2-14	1/2-14	.30
12FBSPP-12FP	7253-65555	3/4-14	3/4-14	.50
16FBSPP-16FP	7253-65565	1-11	1-11 1/2	.60
20FBSPP-20FP	7253-65575	1 1/4-11	1 1/4-11 1/2	1.00

Female British Standard Pipe Parallel to Male JIC 37° Flare



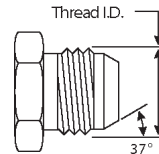
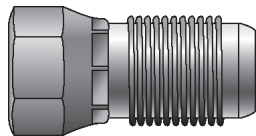
Descr.	Prod. No.			Weight (Lbs.)
		"	"	
2FBSPP-4MJ	7253-14155	1/8-28	7/16-20	.10
4FBSPP-4MJ	7253-14225	1/4-19	7/16-20	.02
4FBSPP-6MJ	7253-14165	1/4-19	9/16-18	.18
6FBSPP-6MJ	7253-14175	3/8-19	9/16-18	.08
8FBSPP-8MJ	7253-14185	1/2-14	3/4-16	.26
12FBSPP-12MJ	7253-14195	3/4-14	1 1/16-12	.54
16FBSPP-16MJ	7253-14205	1-11	1 5/16-12	.66
20FBSPP-20MJ	7253-14215	1 1/4-11	1 5/8-12	.92
24FBSPP-24MJ	7253-62415	1 1/2-11	1 7/8-12	1.05

Female British Standard Pipe Parallel Swivel to Male Pipe NPTF - 90°



Descr.	Prod. No.			Weight (Lbs.)
		"	"	
2FBSPPX-2MP90	7253-62425	1/8-28	1/8-27	.05
4FBSPPX-4MP90	7253-62435	1/4-19	1/4-18	.10
6FBSPPX-6MP90	7253-62445	3/8-19	3/8-18	.20
8FBSPPX-8MP90	7253-62455	1/2-14	1/2-14	.35
12FBSPPX-12MP90	7253-62465	3/4-14	3/4-14	.55
16FBSPPX-16MP90	7253-62475	1-11	1-11 1/2	1.00
20FBSPPX-20MP90	7253-62485	1 1/4-11	1 1/4-11 1/2	1.70
24FBSPPX-24MP90	7253-62495	1 1/2-11	1 1/4-11 1/2	2.70

Female British Standard Pipe Parallel Swivel to Male JIC 37° Flare



Descr.	Prod. No.			Weight (Lbs.)
		"	"	
2FBSPPX-4MJ	7253-62545	1/8-28	7/16-20	.05
4FBSPPX-4MJ	7253-15245	1/4-19	7/16-20	.07
4FBSPPX-5MJ	7253-62555	1/4-19	1/2-20	.05
4FBSPPX-6MJ	7253-62565	1/4-19	9/16-18	.05
6FBSPPX-4MJ	7253-62575	3/8-19	7/16-20	.15
6FBSPPX-5MJ	7253-62585	3/8-19	1/2-20	.15
6FBSPPX-6MJ	7253-15255	3/8-19	9/16-18	.15
6FBSPPX-8MJ	7253-62595	3/8-19	3/4-16	.15
6FBSPPX-10MJ	7253-62605	3/8-19	7/8-14	.15
8FBSPPX-6MJ	7253-62615	1/2-14	9/16-18	.15
8FBSPPX-8MJ	7253-15265	1/2-14	3/4-16	.24
8FBSPPX-10MJ	7253-62625	1/2-14	7/8-14	.20
10FBSPPX-8MJ	7253-62635	5/8-14	3/4-16	.20
10FBSPPX-10MJ	7253-15275	5/8-14	7/8-14	.27
12FBSPPX-8MJ	7253-62645	3/4-14	3/4-16	.35
12FBSPPX-10MJ	7253-62655	3/4-14	7/8-14	.35
12FBSPPX-12MJ	7253-15285	3/4-14	1 1/16-12	.53
12FBSPPX-16MJ	7253-62665	3/4-14	1 5/16-12	.45
16FBSPPX-12MJ	7253-62675	1-11	1 1/16-12	.55
16FBSPPX-16MJ	7253-15295	1-11	1 5/16-12	.47
20FBSPPX-20MJ	7253-62685	1 1/4-11	1 5/8-12	.90
24FBSPPX-24MJ	7253-62695	1 1/2-11	1 7/8-12	1.25

HOSE

HOSE/CPLG. SELECTION

G8K COUPLINGS

GLOBAL SPIRAL COUPLINGS

PCM / PCS FERRULES

MEGACRIMP COUPLINGS

STAINLESS STEEL

POWER CRIMP COUPLINGS

LOC. GL AND GLP COUPLINGS

POLARSEAL COUPLINGS

POLARSEAL II COUPLINGS

C14 COUPLINGS

PCTS THERMOPLASTIC COUPLINGS

FIELD ATTACHABLE G1 & G2 COUPLINGS

FIELD ATTACHABLE C5 & C5E COUPLINGS

SURELOK AIR BRAKE COUPLINGS

ADAPTERS

QUICK DISCONNECT COUPLERS

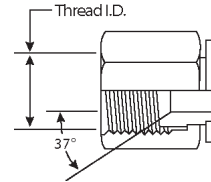
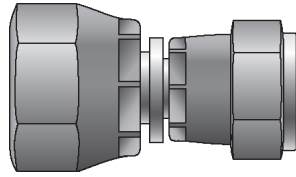
LIVE SWIVEL

BALL VALVES

ACCESSORIES

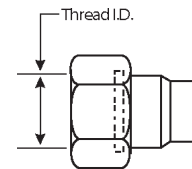
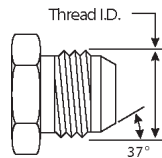
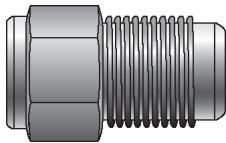
EQUIPMENT AND PARTS

Female British Standard Pipe Parallel Swivel to Female JIC 37° Flare Swivel



Descr.	Prod. No.	Thread		Weight (Lbs.)
		"	"	
4FBSPPX-4FJX	7253-15305	1/4-19	7/16-20	.02
4FBSPPX-6FJX	7253-62505	1/4-19	9/16-18	.05
6FBSPPX-6FJX	7253-15315	3/8-19	9/16-18	.02
6FBSPPX-8FJX	7253-62515	3/8-19	3/4-16	.15
8FBSPPX-6FJX	7253-62525	1/2-14	9/16-18	.15
8FBSPPX-8FJX	7253-15325	1/2-14	3/4-16	.20
10FBSPPX-10FJX	7253-15335	5/8-14	7/8-14	.21
12FBSPPX-12FJX	7253-15345	3/4-14	1 1/16-12	.40
16FBSPPX-16FJX	7253-15355	1-11	1 5/16-12	.42
20FBSPPX-20FJX	7253-62535	1 1/4-11	1 5/8-12	.80


Female British Flat-Face O-Ring to Male JIC 37° Flare



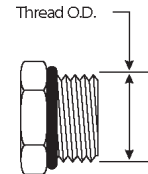
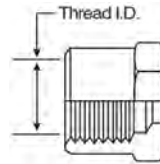
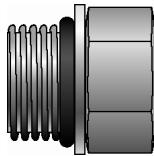
Descr.	Prod. No.	Thread		Weight (Lbs.)
		"	"	
6FBFFOR-6MJ	7253-62705	3/8-19	9/16-18	.10
8FBFFOR-6MJ	7253-62715	1/2-14	9/16-18	.15
8FBFFOR-8MJ	7253-62725	1/2-14	3/4-16	.20
8FBFFOR-10MJ	7253-62735	1/2-14	7/8-14	.20
10FBFFOR-8MJ	7253-62745	5/8-14	3/4-16	.20
12FBFFOR-8MJ	7253-62755	3/4-14	3/4-16	.30
12FBFFOR-10MJ	7253-62765	3/4-14	7/8-14	.30
12FBFFOR-12MJ	7253-62775	3/4-14	1 1/16-12	.35


Male Metric O-Ring Plug



Descr.	Prod. No.			Weight (Lbs.)
		"	"	
12MMOR-PLUG	7253-65415	M12X1.5		.01
14MMOR-PLUG	7253-65425	M14X1.5		.01
16MMOR-PLUG	7253-65435	M16X1.5		.05
18MMOR-PLUG	7253-65445	M18X1.5		.05
20MMOR-PLUG	7253-65455	M20X1.5		.05
22MMOR-PLUG	7253-65465	M22X1.5		.10
24MMOR-PLUG	7253-65475	M24X1.5		.10
26MMOR-PLUG	7253-65485	M26X1.5		.15
30MMOR-PLUG	7253-65495	M30X2.0		.15
36MMOR-PLUG	7253-65505	M36X2.0		.30
42MMOR-PLUG	7253-65515	M42X2.0		.45

Male Metric with O-Ring to Female Pipe NPTF

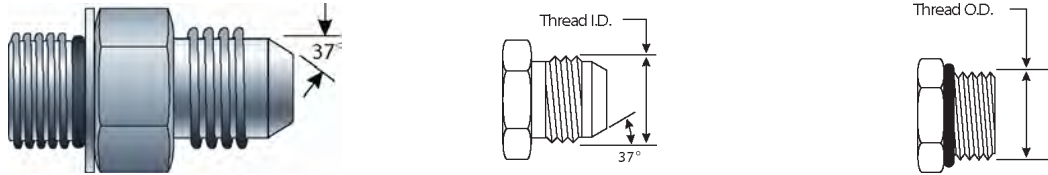



Descr.	Prod. No.			Weight (Lbs.)
		"	"	
10MM-2FP	7253-62785	M10X1.0	1/8-27	.05
12MM-2FP	7253-62795	M12X1.5	1/8-27	.03
12MM-4FP	7253-62805	M12X1.5	1/4-18	.05
12MM-6FP	7253-62815	M12X1.5	3/8-18	.10
14MM-4FP	7253-62825	M14X1.5	1/4-18	.05
16MM-6FP	7253-62835	M16X1.5	3/8-18	.10
16MM-8FP	7253-62845	M16X1.5	1/2-14	.25
18MM-6FP	7253-62855	M18X1.5	3/8-18	.15
18MM-8FP	7253-62865	M18X1.5	1/2-14	.25
20MM-4FP	7253-62875	M20X1.5	1/4-18	.30
20MM-6FP	7253-62885	M20X1.5	3/8-18	.30
20MM-8FP	7253-62895	M20X1.5	1/2-14	.20
22MM-6FP	7253-62905	M22X1.5	3/8-18	.25
22MM-8FP	7253-62915	M22X1.5	1/2-14	.25
22MM-12FP	7253-62925	M22X1.5	3/4-14	.35
24MM-12FP	7253-62935	M24X1.5	3/4-14	.35
26MM-12FP	7253-62945	M26X1.5	3/4-14	.18
27MM-12FP	7253-62955	M27X2.0	3/4-14	.35
33MM-16FP	7253-62965	M33X2.0	1-11 1/2	.55

- HOSE
- HOSE/CPLG. SELECTION
- G8K COUPLINGS
- GLOBALSPIRAL COUPLINGS
- PCM / PCS FERRULES
- MEGACRIMP COUPLINGS
- STAINLESS STEEL
- POWER CRIMP COUPLINGS
- LOC. GL AND GLP COUPLINGS
- POLARSEAL COUPLINGS
- POLARSEAL II COUPLINGS
- C14 COUPLINGS
- PCTS THERMOPLASTIC COUPLINGS
- FIELD ATTACHABLE G1 & G2 COUPLINGS
- FIELD ATTACHABLE C5 & C5E COUPLINGS
- SURELOK AIR BRAKE COUPLINGS
- ADAPTERS
- QUICK DISCONNECT COUPLERS
- LIVE SWIVEL
- BALL VALVES
- ACCESSORIES
- EQUIPMENT AND PARTS

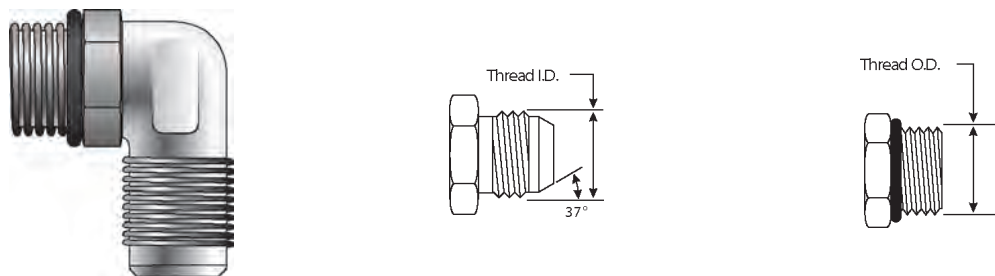
Metric Conversion


Male Metric with O-Ring to Male JIC 37° Flare




Descr.	Prod. No.			Weight (Lbs.)	
		"	"		
10MM-4MJ	7253-14355	M10X1.0	7/16-20	.10	
12MM-4MJ	7253-14365	M12X1.5	7/16-20	.14	
STAINLESS STEEL	12MM-5MJ	7253-62975	M12X1.5	1/2-20	.05
	12MM-6MJ	7253-62985	M12X1.5	9/16-18	.05
POWER CRIMP COUPLINGS	14MM-4MJ	7253-62995	M14X1.5	7/16-20	.05
	14MM-6MJ	7253-14375	M14X1.5	9/16-18	.02
	14MM-8MJ	7253-63005	M14X1.5	3/4-16	.10
LOC. GL AND GLP COUPLINGS	16MM-5MJ	7253-63015	M16X1.5	1/2-20	.10
	16MM-6MJ	7253-14385	M16X1.5	9/16-18	.20
	16MM-8MJ	7253-14395	M16X1.5	3/4-16	.02
POLARSEAL COUPLINGS	18MM-8MJ	7253-14405	M18X1.5	3/4-16	.02
	18MM-10MJ	7253-14415	M18X1.5	7/8-14	.02
	20MM-10MJ	7253-14425	M20X1.5	7/8-14	.20
POLARSEAL II COUPLINGS	22MM-8MJ	7253-63025	M22X1.5	3/4-16	.20
	22MM-10MJ	7253-14435	M22X1.5	7/8-14	.28
	22MM-12MJ	7253-14445	M22X1.5	1 1/16-12	.34
C14 COUPLINGS	26MM-12MJ	7253-63035	M26X1.5	1 1/16-12	.35
	27MM-12MJ	7253-14455	M27X2.0	1 1/16-12	.40
	27MM-16MJ	7253-63045	M27X2.0	1 5/16-12	.40
PCTS THERMOPLASTIC COUPLINGS	33MM-16MJ	7253-14465	M33X2.0	1 5/16-12	.42
	33MM-20MJ	7253-63055	M33X2.0	1 5/8-12	.60
	42MM-20MJ	7253-14475	M42X2.0	1 5/8-12	.96
	48MM-24MJ	7253-63065	M48X2.0	1 7/8-12	1.30

Male Metric with O-Ring to Male JIC 37° Flare - 90°

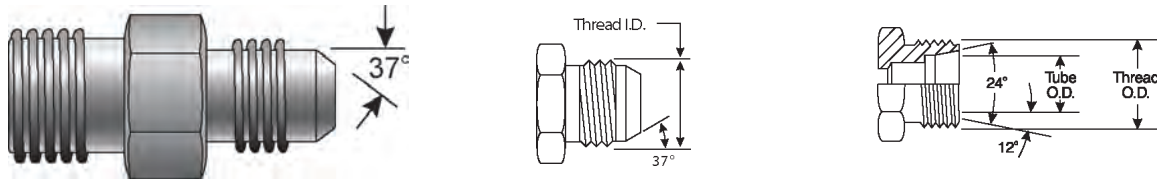



Descr.	Prod. No.			Weight (Lbs.)	
		"	"		
LIVE SWIVEL	10MM-4MJ90	7253-65585	M10X1.0	7/16-20	.05
BALL VALVES	12MM-4MJ90	7253-65595	M12X1.5	7/16-20	.10
	12MM-5MJ90	7253-65615	M12X1.5	1/2-20	.10
ACCESSORIES	12MM-6MJ90	7253-65625	M12X1.5	9/16-18	.40
	14MM-4MJ90	7253-65605	M14X1.5	7/16-20	.10
EQUIPMENT AND PARTS	14MM-6MJ90	7253-65635	M14X1.5	9/16-18	.10
	16MM-6MJ90	7253-65645	M16X1.5	9/16-18	.20

Male Metric with O-Ring to Male JIC 37° Flare - 90° - Continued

Descr.	Prod. No.			Weight (Lbs.)
		"	"	
16MM-8MJ90	7253-65655	M16X1.5	3/4-16	.20
18MM-8MJ90	7253-65665	M18X1.5	3/4-16	.25
18MM-10MJ90	7253-65685	M18X1.5	7/8-14	.35
20MM-10MJ90	7253-65695	M20X1.5	7/8-14	.35
22MM-8MJ90	7253-65675	M22X1.5	3/4-16	.35
22MM-10MJ90	7253-65705	M22X1.5	7/8-14	.35
22MM-12MJ90	7253-65715	M22X1.5	1 1/16-12	.55
26MM-12MJ90	7253-65725	M26X1.5	1 1/16-12	.65
27MM-16MJ90	7253-65735	M27X2.0	1 5/16-12	.95
33MM-16MJ90	7253-65745	M33X2.0	1 5/16-12	.95
42MM-20MJ90	7253-65755	M42X2.0	1 5/8-12	1.60

Male DIN 24° Cone - Light Series to Male JIC 37° Flare

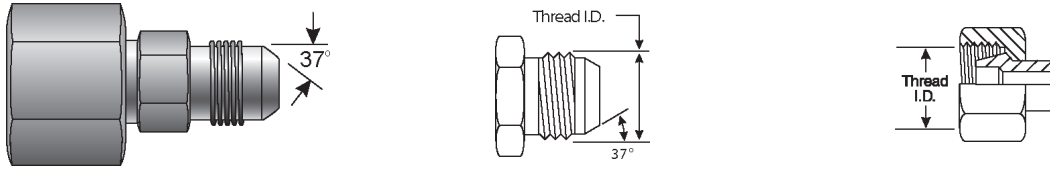


Descr.	Prod. No.			Weight (Lbs.)
		"	"	
6MDL-4MJ	7253-63075	M12X1.5	7/16-20	.05
8MDL-4MJ	7253-15365	M14X1.5	7/16-20	.08
8MDL-6MJ	7253-63095	M14X1.5	9/16-18	.05
10MDL-4MJ	7253-63105	M16X1.5	7/16-20	.05
10MDL-6MJ	7253-15375	M16X1.5	9/16-18	.09
10MDL-8MJ	7253-63115	M16X1.5	3/4-16	.10
12MDL-6MJ	7253-15585	M18X1.5	9/16-18	.21
12MDL-8MJ	7253-63135	M18X1.5	3/4-16	.15
15MDL-8MJ	7253-15385	M22X1.5	3/4-16	.20
15MDL-10MJ	7253-63145	M22X1.5	7/8-14	.20
15MDL-12MJ	7253-63155	M22X1.5	1 1/16-12	.25
18MDL-10MJ	7253-15515	M26X1.5	7/8-14	.33
18MDL-12MJ	7253-63165	M26X1.5	1 1/16-12	.30
22MDL-12MJ	7253-15395	M30X2.0	1 1/16-12	.26
28MDL-16MJ	7253-15405	M36X2.0	1 5/16-12	.40
35MDL-20MJ	7253-63175	M45X2.0	1 5/8-12	.85
42MDL-24MJ	7253-63185	M52X2.0	1 7/8-12	1.10

HOSE
HOSE/CPLG. SELECTION
G8K COUPLINGS
GLOBAL SPIRAL COUPLINGS
PCM / PCS FERRULES
MEGACRIMP COUPLINGS
STAINLESS STEEL
POWER CRIMP COUPLINGS
LOC. GL AND GLP COUPLINGS
POLARSEAL COUPLINGS
POLARSEAL II COUPLINGS
C14 COUPLINGS
PCTS THERMOPLASTIC COUPLINGS
FIELD ATTACHABLE G1 & G2 COUPLINGS
FIELD ATTACHABLE C5 & C5E COUPLINGS
SURELOK AIR BRAKE COUPLINGS
ADAPTERS
QUICK DISCONNECT COUPLERS
LIVE SWIVEL
BALL VALVES
ACCESSORIES
EQUIPMENT AND PARTS

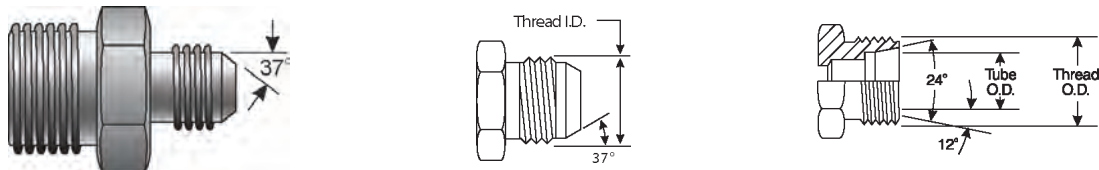
Metric Conversion

Female DIN 24° Cone Swivel - Light Series to Male JIC 37° Flare



Descr.	Prod. No.			Weight (Lbs.)
		"	"	
6FDLX-4MJ	7253-64725	M12X1.5	7/16-20	.05
6FDLX-5MJ	7253-64735	M6X1.5	1/2-20	.05
8FDLX-4MJ	7253-15465	M14X1.5	7/16-20	.09
8FDLX-6MJ	7253-64755	M14X1.5	9/16-18	.05
10FDLX-6MJ	7253-15475	M16X1.5	9/16-18	.12
10FDLX-8MJ	7253-64775	M16X1.5	3/4-16	.15
12FDLX-6MJ	7253-15545	M18X1.5	9/16-18	.16
12FDLX-8MJ	7253-64795	M18X1.5	3/4-16	.15
12FDLX-10MJ	7253-64805	M18X1.5	7/8-14	.15
15FDLX-6MJ	7253-64815	M22X1.5	9/16-18	.15
15FDLX-8MJ	7253-15485	M22X1.5	3/4-16	.22
15FDLX-10MJ	7253-64835	M22X1.5	7/8-14	.20
22FDLX-12MJ	7253-15495	M30X2.0	1 1/16-12	.39
28FDLX-16MJ	7253-15505	M36X2.0	1 5/16-12	.51

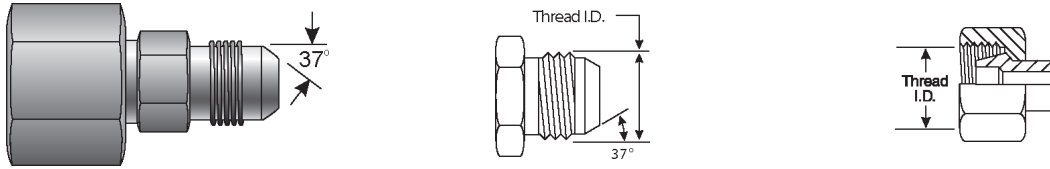
Male DIN 24° Cone - Heavy Series to Male JIC 37° Flare



Descr.	Prod. No.			Weight (Lbs.)
		"	"	
6MDH-4MJ	7253-63195	M14X1.5	7/16-20	.05
8MDH-4MJ	7253-63205	M16X1.5	7/16-20	.10
8MDH-6MJ	7253-63215	M16X1.5	9/16-18	.10
10MDH-4MJ	7253-15415	M18X1.5	7/16-20	.10
10MDH-8MJ	7253-63225	M18X1.5	3/4-16	.15
12MDH-6MJ	7253-63235	M20X1.5	9/16-18	.15
12MDH-8MJ	7253-63245	M20X1.5	3/4-16	.15
12MDH-10MJ	7253-63255	M20X1.5	7/8-14	.20
14MDH-6MJ	7253-15425	M22X1.5	9/16-18	.17
14MDH-8MJ	7253-63265	M22X1.5	3/4-16	.20
16MDH-8MJ	7253-15435	M24X1.5	3/4-16	.19
16MDH-10MJ	7253-63285	M24X1.5	1 7/8-12	.30
16MDH-12MJ	7253-63275	M24X1.5	1 1/16-12	.30
20MDH-10MJ	7253-15525	M30X2.0	7/8-14	.33
20MDH-12MJ	7253-63295	M30X2.0	1 1/16-12	.40
25MDH-12MJ	7253-15445	M36X2.0	1 1/16-12	.62
25MDH-16MJ	7253-63305	M36X2.0	1 5/16-12	.55
30MDH-16MJ	7253-15455	M42X2.0	1 5/16-12	.78
38MDH-20MJ	7253-63315	M52X2.0	1 5/8-12	1.20
38MDH-24MJ	7253-63325	M52X2.0	1 7/8-12	1.15

Metric Conversion

Female DIN 24° Cone Swivel - Heavy Series to Male JIC 37° Flare



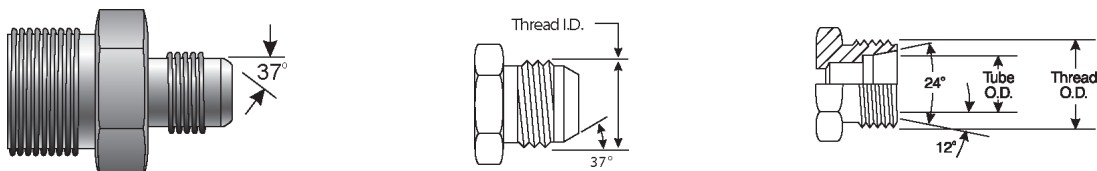
Descr.	Prod. No.			Weight (Lbs.)
		"	"	
10FDHX-4MJ	7253-15605	M18X1.5	7/16-20	.05
12FDHX-5MJ	7253-15615	M20X1.5	1/2-20	.19
12FDHX-6MJ	7253-64845	M20X1.5	9/16-18	.15
12FDHX-8MJ	7253-64855	M20X1.5	3/4-16	.15
12FDHX-10MJ	7253-64865	M20X1.5	7/8-14	.20
14FDHX-6MJ	7253-15625	M22X1.5	9/16-18	.15
16FDHX-8MJ	7253-15635	M24X1.5	3/4-16	.26
20FDHX-10MJ	7253-15645	M30X2.0	7/8-14	.33
25FDHX-12MJ	7253-15655	M36X2.0	1 1/16-12	.48
30FDHX-16MJ	7253-15665	M42X2.0	1 5/16-12	.86
38FDHX-20MJ	7253-15675	M52X2.0	1 5/8-12	.92

Male Kobelco Plug



Descr.	Prod. No.			Weight (Lbs.)
		"	"	
22MKB-PLUG	7253-65295	M30X1.5		.35

Male Kobelco to Male JIC 37° Flare



Descr.	Prod. No.			Weight (Lbs.)
		"	"	
22MKB-12MJ	7253-66105	M30X1.5	1 1/16-12	.40
28MKB-12MJ	7253-65305	M36X1.5	1 1/16-12	.55
28MKB-16MJ	7253-65315	M36X1.5	1 5/16-12	.45
35MKB-16MJ	7253-65325	M45X1.5	1 5/16-12	.85
35MKB-20MJ	7253-65335	M45X1.5	1 5/8-12	.85

HOSE

HOSE/CPLG. SELECTION

G8K COUPLINGS

GLOBAL SPIRAL COUPLINGS

PCM / PCS FERRULES

MEGACRIMP COUPLINGS

STAINLESS STEEL

POWER CRIMP COUPLINGS

LOC. GL AND GLP COUPLINGS

POLARSEAL COUPLINGS

POLARSEAL II COUPLINGS

C14 COUPLINGS

PCTS THERMOPLASTIC COUPLINGS

FIELD ATTACHABLE G1 & G2 COUPLINGS

FIELD ATTACHABLE C5 & C5E COUPLINGS

SURELOK AIR BRAKE COUPLINGS

ADAPTERS

QUICK DISCONNECT COUPLERS

LIVE SWIVEL

BALL VALVES

ACCESSORIES

EQUIPMENT AND PARTS

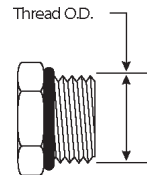
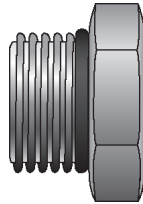
HOSE
HOSE/CPLG. SELECTION
G8K COUPLINGS
GLOBALSPIRAL COUPLINGS
PCM / PCS FERRULES
MEGACRIMP COUPLINGS
STAINLESS STEEL
POWER CRIMP COUPLINGS
LOC, GL AND GLP COUPLINGS
POLARSEAL COUPLINGS
POLARSEAL II COUPLINGS
C14 COUPLINGS
PCTS THERMOPLASTIC COUPLINGS
FIELD ATTACHABLE G1 & G2 COUPLINGS
FIELD ATTACHABLE C5 & C5E COUPLINGS
SURELOK AIR BRAKE COUPLINGS
ADAPTERS
QUICK DISCONNECT COUPLERS
LIVE SWIVEL
BALL VALVES
ACCESSORIES
EQUIPMENT AND PARTS

British Bonded Seal



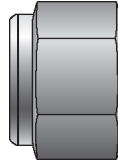
Descr.	Prod. No.		Weight (Lbs.)
		"	
2BBDs	7253-63335	3/8	.01
4BBDs	7253-63345	17/32	.01
6BBDs	7253-63355	21/32	.01
8BBDs	7253-63365	13/16	.01
10BBDs	7253-63375	29/32	.01
12BBDs	7253-63385	1 1/32	.01
16BBDs	7253-63395	1 11/32	.01
20BBDs	7253-63405	1 21/32	.01
24BBDs	7253-63415	1 7/8	.01
32BBDs	7253-63425	2 11/32	.01
40BBDs	7253-63435	2 1/2	.05
48BBDs	7253-63445	3	.05


Male British Standard Pipe Parallel with O-Ring Plug



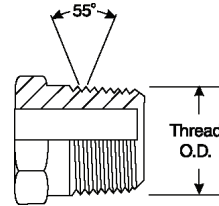
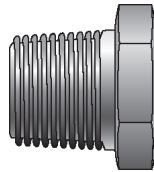
Descr.	Prod. No.		Weight (Lbs.)
		"	
2MBSPOR-PLUG	7253-65345	1/8-28	.01
4MBSPOR-PLUG	7253-65355	1/4-19	.05
6MBSPOR-PLUG	7253-65365	3/8-19	.05
8MBSPOR-PLUG	7253-65375	1/2-14	.10
12MBSPOR-PLUG	7253-65385	3/4-14	.15
16MBSPOR-PLUG	7253-65395	1-11	.25
20MBSPOR-PLUG	7253-65405	1 1/4-11	.40


Female British Standard Pipe Parallel Cap



Descr.	Prod. No.		Weight (Lbs.)
		"	
2FBSPP-CAP	7253-63455	1/8-28	.01
4FBSPP-CAP	7253-63465	1/4-19	.05
6FBSPP-CAP	7253-63475	3/8-19	.10
8FBSPP-CAP	7253-63485	1/2-14	.15
10FBSPP-CAP	7253-63495	5/8-14	.15
12FBSPP-CAP	7253-63505	3/4-14	.20
16FBSPP-CAP	7253-63515	1-11	.30
20FBSPP-CAP	7253-63525	1 1/4-11	.55
24FBSPP-CAP	7253-63535	1 1/2-11	1.00
32FBSPP-CAP	7253-63545	2-11	1.80

Male British Standard Pipe Tapered Thread Plug



Descr.	Prod. No.		Weight (Lbs.)
		"	
2MBSPT-PLUG	7253-63555	1/8-28	.01
4MBSPT-PLUG	7253-63565	1/4-19	.05
6MBSPT-PLUG	7253-63575	3/8-19	.10
8MBSPT-PLUG	7253-63585	1/2-14	.15
10MBSPT-PLUG	7253-63595	5/8-14	.20
12MBSPT-PLUG	7253-63605	3/4-14	.30
16MBSPT-PLUG	7253-63615	1-11	.55
20MBSPT-PLUG	7253-63625	1 1/4-11	1.05
24MBSPT-PLUG	7253-63635	1 1/2-11	1.40

HOSE

HOSE/CPLG.
SELECTION

G8K COUPLINGS

GLOBALSPIRAL
COUPLINGS

PCM / PCS
FERRULES

MEGACRIMP
COUPLINGS

STAINLESS
STEEL

POWER CRIMP
COUPLINGS

LOC. GL AND GLP
COUPLINGS

POLARSEAL
COUPLINGS

POLARSEAL II
COUPLINGS

C14 COUPLINGS

PCTS
THERMOPLASTIC
COUPLINGS

FIELD
ATTACHABLE G1
& G2 COUPLINGS

FIELD
ATTACHABLE C5
& C5E
COUPLINGS

SURELOK AIR
BRAKE
COUPLINGS

ADAPTERS

QUICK
DISCONNECT
COUPLERS

LIVE SWIVEL

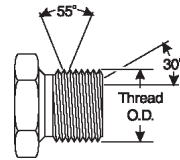
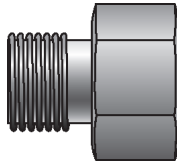
BALL VALVES

ACCESSORIES

EQUIPMENT AND
PARTS

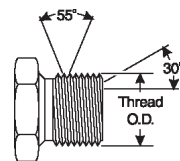
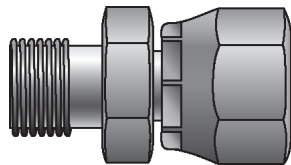
HOSE
HOSE/CPLG. SELECTION
G8K COUPLINGS
GLOBALSPIRAL COUPLINGS
PCM / PCS FERRULES
MEGACRIMP COUPLINGS
STAINLESS STEEL
POWER CRIMP COUPLINGS
LOC, GL AND GLP COUPLINGS
POLARSEAL COUPLINGS
POLARSEAL II COUPLINGS
C14 COUPLINGS
PCTS THERMOPLASTIC COUPLINGS
FIELD ATTACHABLE G1 & G2 COUPLINGS
FIELD ATTACHABLE C5 & C5E COUPLINGS
SURELOK AIR BRAKE COUPLINGS
ADAPTERS
QUICK DISCONNECT COUPLERS
LIVE SWIVEL
BALL VALVES
ACCESSORIES
EQUIPMENT AND PARTS

Male British Standard Pipe Parallel Plug




Descr.	Prod. No.	"		Weight (Lbs.)
2MBSPP-PLUG	7253-63655	1/8-28		.01
4MBSPP-PLUG	7253-63665	1/4-19		.01
6MBSPP-PLUG	7253-63675	3/8-19		.05
8MBSPP-PLUG	7253-63685	1/2-14		.15
10MBSPP-PLUG	7253-63695	5/8-14		.15
12MBSPP-PLUG	7253-63705	3/4-14		.25
16MBSPP-PLUG	7253-63715	1-11		.45
20MBSPP-PLUG	7253-63725	1 1/4-11		.65
24MBSPP-PLUG	7253-63735	1 1/2-11		.80
32MBSPP-PLUG	7253-63745	2-11		1.65

Male British Standard Pipe Parallel to Female British Standard Pipe Parallel Swivel




Descr.	Prod. No.	"		Weight (Lbs.)
2MBSPP-2FBSPPX	7253-63775	1/8-28	1/8-28	.05
2MBSPP-4FBSPPX	7253-63785	1/8-28	1/4-19	.05
4MBSPP-2FBSPPX	7253-63795	1/4-19	1/8-28	.05
4MBSPP-4FBSPPX	7253-15185	1/4-19	1/4-19	.10
4MBSPP-6FBSPPX	7253-63805	1/4-19	3/8-19	.10
4MBSPP-8FBSPPX	7253-63815	1/4-19	1/2-14	.15
6MBSPP-4FBSPPX	7253-63825	3/8-19	1/4-19	.10
6MBSPP-6FBSPPX	7253-15195	3/8-19	3/8-19	.03
6MBSPP-8FBSPPX	7253-63835	3/8-19	1/2-14	.25
8MBSPP-6FBSPPX	7253-63845	1/2-14	3/8-19	.15
8MBSPP-8FBSPPX	7253-15205	1/2-14	1/2-14	.21
8MBSPP-10FBSPPX	7253-63855	1/2-14	5/8-14	.20
8MBSPP-12FBSPPX	7253-63865	1/2-14	3/4-14	.35
10MBSPP-8FBSPPX	7253-63875	5/8-14	1/2-14	.25
10MBSPP-10FBSPPX	7253-15215	5/8-14	7/8-14	.21
10MBSPP-12FBSPPX	7253-63885	5/8-14	3/4-14	.30
12MBSPP-6FBSPPX	7253-63895	3/4-14	3/8-19	.30
12MBSPP-8FBSPPX	7253-63905	3/4-14	1/2-14	.30
12MBSPP-10FBSPPX	7253-63915	3/4-14	5/8-14	.30
12MBSPP-12FBSPPX	7253-15225	3/4-14	3/4-14	.40
12MBSPP-16FBSPPX	7253-63925	3/4-14	1-11	.45
12MBSPP-20FBSPPX	7253-63935	3/4-14	1 1/4-11	.90
16MBSPP-12FBSPPX	7253-63945	1-11	3/4-14	.55

Male British Standard Pipe Parallel to Female British Standard Pipe Parallel Swivel - Continued

Descr.	Prod. No.			Weight (Lbs.)
		"	"	
16MBSPP-16FBSPPX	7253-15235	1-11	1-11	.62
16MBSPP-20FBSPPX	7253-63955	1-11	1 1/4-11	.85
20MBSPP-16FBSPPX	7253-63965	1 1/4-11	1-11	.85
20MBSPP-20FBSPPX	7253-63975	1 1/4-11	1 1/4-11	.95
20MBSPP-24FBSPPX	7253-63985	1 1/4-11	1 1/2-11	1.15
24MBSPP-20FBSPPX	7253-63995	1 1/2-11	1 1/4-11	1.05
24MBSPP-24FBSPPX	7253-64005	1 1/2-11	1 1/2-11	1.30
32MBSPP-32FBSPPX	7253-64015	2-11	2-11	2.15

Metric Bonded Seal



Descr.	Prod. No.		Weight (Lbs.)
		mm	
6MBDS	7253-64025	6.0	.01
8MBDS	7253-64035	8.0	.01
10MBDS	7253-64045	10.0	.01
12MBDS	7253-64055	12.0	.01
14MBDS	7253-64065	14.0	.01
16MBDS	7253-64075	16.0	.01
18MBDS	7253-64085	18.0	.01
20MBDS	7253-64095	20.0	.01
22MBDS	7253-64105	22.0	.01
24MBDS	7253-64115	24.0	.01
26MBDS	7253-64125	26.0	.01
27MBDS	7253-64135	27.0	.01
30MBDS	7253-64145	30.0	.01
33MBDS	7253-64155	33.0	.01
36MBDS	7253-64165	36.0	.01
42MBDS	7253-64175	42.0	.01
45MBDS	7253-64185	45.0	.01
50MBDS	7253-64195	50.0	.02
52MBDS	7253-64205	52.0	.01

HOSE

HOSE/CPLG. SELECTION

G8K COUPLINGS

GLOBAL SPIRAL COUPLINGS

PCM / PCS FERRULES

MEGACRIMP COUPLINGS

STAINLESS STEEL

POWER CRIMP COUPLINGS

LOC. GL AND GLP COUPLINGS

POLARSEAL COUPLINGS

POLARSEAL II COUPLINGS

C14 COUPLINGS

PCTS THERMOPLASTIC COUPLINGS

FIELD ATTACHABLE G1 & G2 COUPLINGS

FIELD ATTACHABLE C5 & C5E COUPLINGS

SURELOK AIR BRAKE COUPLINGS

ADAPTERS

QUICK DISCONNECT COUPLERS

LIVE SWIVEL

BALL VALVES


ACCESSORIES

EQUIPMENT AND PARTS

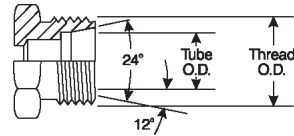
HOSE
HOSE/CPLG. SELECTION
G8K COUPLINGS
GLOBALSPIRAL COUPLINGS
PCM / PCS FERRULES
MEGACRIMP COUPLINGS
STAINLESS STEEL
POWER CRIMP COUPLINGS
LOC, GL AND GLP COUPLINGS
POLARSEAL COUPLINGS
POLARSEAL II COUPLINGS
C14 COUPLINGS
PCTS THERMOPLASTIC COUPLINGS
FIELD ATTACHABLE G1 & G2 COUPLINGS
FIELD ATTACHABLE C5 & C5E COUPLINGS
SURELOK AIR BRAKE COUPLINGS
ADAPTERS
QUICK DISCONNECT COUPLERS
LIVE SWIVEL
BALL VALVES
ACCESSORIES
EQUIPMENT AND PARTS


Male Metric Plug



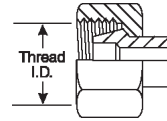
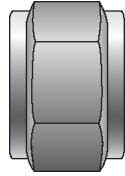
Descr.	Prod. No.		Weight (Lbs.)
		"	
8MM-PLUG	7253-64215	M08X1.0	.01
10MM-PLUG	7253-64225	M10X1.5	.01
12MM-PLUG	7253-64235	M12X1.5	.01
14MM-PLUG	7253-64245	M14X1.5	.05
16MM-PLUG	7253-64255	M16X1.5	.05
18MM-PLUG	7253-64265	M18X1.5	.10
20MM-PLUG	7253-64275	M20X1.5	.10
22MM-PLUG	7253-64285	M22X1.5	.15
24MM-PLUG	7253-64295	M24X1.5	.15
26MM-PLUG	7253-64305	M26X1.5	.15
30MM-PLUG	7253-64315	M30X1.5	.40


Male DIN 24° Cone - Light Series Plug



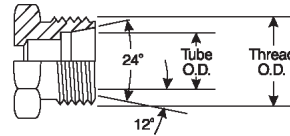
Descr.	Prod. No.		Weight (Lbs.)
		"	
6MDL-PLUG	7253-64325	M12X1.5	.01
8MDL-PLUG	7253-64335	M14X1.5	.01
10MDL-PLUG	7253-64345	M16X1.5	.01
12MDL-PLUG	7253-64355	M18X1.5	.05
15MDL-PLUG	7253-64365	M22X1.5	.05
18MDL-PLUG	7253-64375	M26X1.5	.10
22MDL-PLUG	7253-64385	M30X2.0	.15
28MDL-PLUG	7253-64395	M36X2.0	.30
35MDL-PLUG	7253-64405	M45X2.0	.45
42MDL-PLUG	7253-64415	M52X2.0	.70


Female DIN 24° Cone - Light Series Cap



Descr.	Prod. No.		Weight (Lbs.)
		"	
6FDL-CAP	7253-64425	M12X1.5	.01
8FDL-CAP	7253-64435	M14X1.5	.01
10FDL-CAP	7253-64445	M16X1.5	.05
12FDL-CAP	7253-64455	M18X1.5	.05
15FDL-CAP	7253-64465	M22X1.5	.15
18FDL-CAP	7253-64475	M26X1.5	.20
22FDL-CAP	7253-64485	M30X2.0	.30
28FDL-CAP	7253-64495	M36X2.0	.35
35FDL-CAP	7253-64505	M45X2.0	.60
42FDL-CAP	7253-64515	M52X2.0	.43

Male DIN 24° Cone - Heavy Series Plug



Descr.	Prod. No.		Weight (Lbs.)
		"	
8MDH-PLUG	7253-64535	M16X1.5	.05
10MDH-PLUG	7253-64545	M18X1.5	.05
12MDH-PLUG	7253-64555	M20X1.5	.10
14MDH-PLUG	7253-64565	M22X1.5	.10
16MDH-PLUG	7253-64575	M24X1.5	.15
20MDH-PLUG	7253-64585	M30X2.0	.25
25MDH-PLUG	7253-64595	M36X2.0	.50
30MDH-PLUG	7253-64605	M42X2.0	.65
38MDH-PLUG	7253-64615	M52X2.0	1.10

HOSE

HOSE/CPLG. SELECTION

G8K COUPLINGS

GLOBAL SPIRAL COUPLINGS

PCM / PCS FERRULES

MEGACRIMP COUPLINGS

STAINLESS STEEL

POWER CRIMP COUPLINGS

LOC. GL AND GLP COUPLINGS

POLARSEAL COUPLINGS

POLARSEAL II COUPLINGS

C14 COUPLINGS

PCTS THERMOPLASTIC COUPLINGS

FIELD ATTACHABLE G1 & G2 COUPLINGS

FIELD ATTACHABLE C5 & C5E COUPLINGS

SURELOK AIR BRAKE COUPLINGS

ADAPTERS

QUICK DISCONNECT COUPLERS

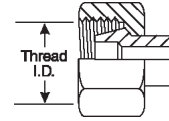
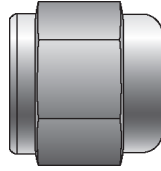
LIVE SWIVEL


BALL VALVES

ACCESSORIES

EQUIPMENT AND PARTS

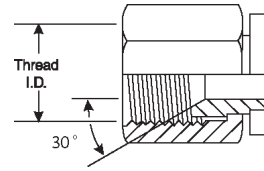
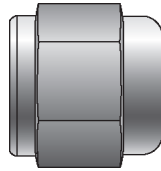
Female DIN 24° Cone - Heavy Series Cap




Descr.	Prod. No.		Weight (Lbs.)
		"	
8FDH-CAP	7253-64635	M16X1.5	.05
10FDH-CAP	7253-64645	M18X1.5	.05
12FDH-CAP	7253-64655	M20X1.5	.10
14FDH-CAP	7253-64665	M22X1.5	.15
16FDH-CAP	7253-64675	M24X1.5	.20
20FDH-CAP	7253-64685	M30X2.0	.35
25FDH-CAP	7253-64695	M36X2.0	.60
30FDH-CAP	7253-64705	M42X2.0	.75
38FDH-CAP	7253-64715	M52X2.0	1.15

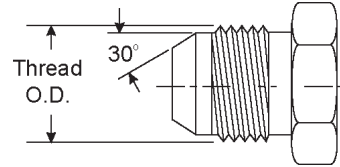
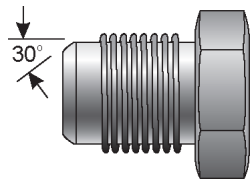
HOSE
HOSE/CPLG. SELECTION
G8K COUPLINGS
GLOBALSPIRAL COUPLINGS
PCM / PCS FERRULES
MEGACRIMP COUPLINGS
STAINLESS STEEL
POWER CRIMP COUPLINGS
LOC. GL AND GLP COUPLINGS
POLARSEAL COUPLINGS
POLARSEAL II COUPLINGS
C14 COUPLINGS
PCTS THERMOPLASTIC COUPLINGS
FIELD ATTACHABLE G1 & G2 COUPLINGS
FIELD ATTACHABLE C5 & C5E COUPLINGS
SURELOK AIR BRAKE COUPLINGS
ADAPTERS
QUICK DISCONNECT COUPLERS
LIVE SWIVEL
BALL VALVES
ACCESSORIES
EQUIPMENT AND PARTS


Female Japanese Industrial Standard Cap



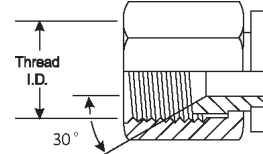
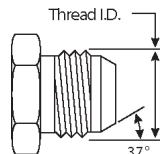
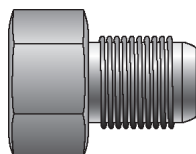
Descr.	Prod. No.			Weight (Lbs.)
				
4FJIS-CAP	7253-64875	1/4-19		.05
6FJIS-CAP	7253-64885	3/8-19		.10
8FJIS-CAP	7253-64895	1/2-14		.15
12FJIS-CAP	7253-64905	3/4-14		.30
16FJIS-CAP	7253-64915	1-11		.65
20FJIS-CAP	7253-64925	1 1/4-11		1.20
32FJIS-CAP	7253-64945	2-11		3.50


Male Japanese Industrial Standard Plug



Descr.	Prod. No.			Weight (Lbs.)
				
4MJIS-PLUG	7253-64955	1/4-19		.05
6MJIS-PLUG	7253-64965	3/8-19		.10
8MJIS-PLUG	7253-64975	1/2-14		.15
12MJIS-PLUG	7253-64985	3/4-14		.35
16MJIS-PLUG	7253-64995	1-11		.55
20MJIS-PLUG	7253-65005	1 1/4-11		1.00
24MJIS-PLUG	7253-65015	1 1/2-11		1.50
32MJIS-PLUG	7253-65025	2-11		2.75

Female Japanese Industrial Standard to Male JIC 37° Flare



Descr.	Prod. No.			Weight (Lbs.)
		"	"	
4FJIS-4MJ	7253-65035	1/4-19	7/16-20	.05
6FJIS-4MJ	7253-65045	3/8-19	7/16-20	.15
6FJIS-6MJ	7253-65055	3/8-19	9/16-18	.15

HOSE

HOSE/CPLG. SELECTION

G8K COUPLINGS

GLOBAL SPIRAL COUPLINGS

PCM / PCS FERRULES

MEGACRIMP COUPLINGS

STAINLESS STEEL

POWER CRIMP COUPLINGS

LOC. GL AND GLP COUPLINGS

POLARSEAL COUPLINGS

POLARSEAL II COUPLINGS

C14 COUPLINGS

PCTS THERMOPLASTIC COUPLINGS

FIELD ATTACHABLE G1 & G2 COUPLINGS

FIELD ATTACHABLE C5 & C5E COUPLINGS

SURELOK AIR BRAKE COUPLINGS

ADAPTERS

QUICK DISCONNECT COUPLERS


LIVE SWIVEL

BALL VALVES

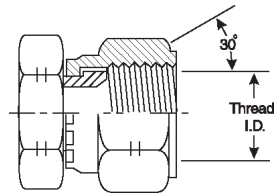
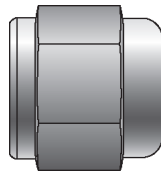
ACCESSORIES


EQUIPMENT AND PARTS

Female Japanese Industrial Standard to Male JIC 37° Flare - Continued

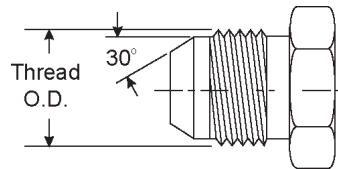
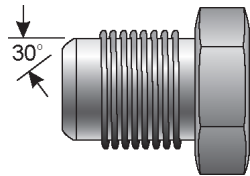
Descr.	Prod. No.			Weight (Lbs.)
		"	"	
8FJIS-8MJ	7253-65075	1/2-14	3/4-16	.20
12FJIS-12MJ	7253-65085	3/4-14	1 1/16-12	.45
16FJIS-16MJ	7253-65095	1-11	1 5/16-12	.55
20FJIS-20MJ	7253-65105	1 1/4-11	1 5/8-12	1.10


Female Komatsu Cap



Descr.	Prod. No.			Weight (Lbs.)
		"	"	
4FK-CAP	7253-65115	M14X1.5		.45
6FK-CAP	7253-65125	M18X1.5		.10
8FK-CAP	7253-65135	M22X1.5		.15
10FK-CAP	7253-65145	M24X1.5		.20
12FK-CAP	7253-65155	M30X1.5		.50
16FK-CAP	7253-65165	M33X1.5		.65

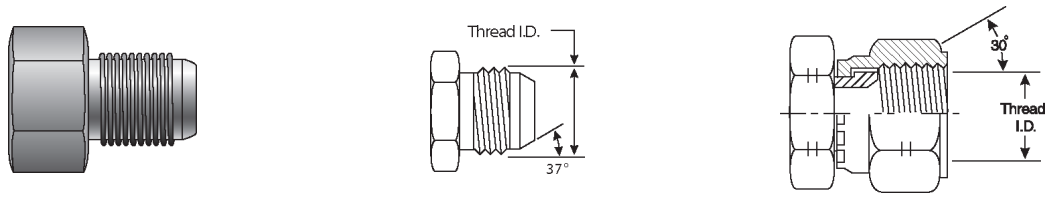
Male Komatsu Plug



Descr.	Prod. No.			Weight (Lbs.)
		"	"	
4MK-PLUG	7253-65175	M14X1.5		.05
6MK-PLUG	7253-65185	M18X1.5		.10
8MK-PLUG	7253-65195	M22X1.5		.15
10MK-PLUG	7253-65205	M24X1.5		.25
12MK-PLUG	7253-65215	M30X1.5		.55
16MK-PLUG	7253-65225	M33X1.5		.60


HOSE
HOSE/CPLG. SELECTION
G8K COUPLINGS
GLOBALSPIRAL COUPLINGS
PCM / PCS FERRULES
MEGACRIMP COUPLINGS
STAINLESS STEEL
POWER CRIMP COUPLINGS
LOC, GL AND GLP COUPLINGS
POLARSEAL COUPLINGS
POLARSEAL II COUPLINGS
C14 COUPLINGS
PCTS THERMOPLASTIC COUPLINGS
FIELD ATTACHABLE G1 & G2 COUPLINGS
FIELD ATTACHABLE C5 & C5E COUPLINGS
SURELOK AIR BRAKE COUPLINGS
ADAPTERS
QUICK DISCONNECT COUPLERS
LIVE SWIVEL
BALL VALVES
ACCESSORIES
EQUIPMENT AND PARTS

Female Komatsu to Male JIC 37° Flare



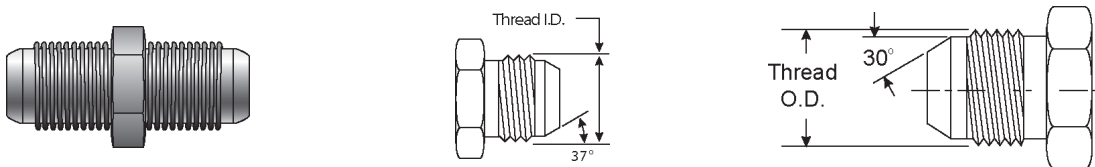
Descr.	Prod. No.			Weight (Lbs.)
		"	"	
4FK-4MJ	7253-65235	M14X1.5	7/16-20	.05
6FK-6MJ	7253-65245	M18X1.5	9/16-18	.10
8FK-8MJ	7253-65255	M22X1.5	3/4-16	.20
10FK-10MJ	7253-65265	M24X1.5	7/8-14	.20
12FK-12MJ	7253-65275	M30X1.5	1 1/16-12	.60
16FK-16MJ	7253-65285	M33X1.5	1 5/16-12	.60

Male Komatsu to Male Komatsu



Descr.	Prod. No.			Weight (Lbs.)
		"	"	
4MK-4MK	7253-65765	M14X1.5		.05
6MK-6MK	7253-65775	M18X1.5		.15
8MK-8MK	7253-65785	M22X1.5		.25
10MK-10MK	7253-65795	M24X1.5		.30
12MK-12MK	7253-65805	M30X1.5		.55
16MK-16MK	7253-65815	M33X1.5		.75

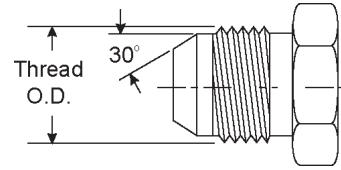
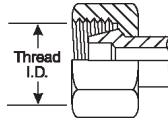
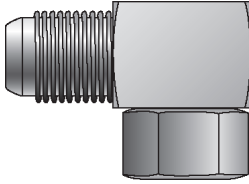
Male Komatsu to Male JIC 37° Flare



Descr.	Prod. No.			Weight (Lbs.)
		"	"	
4MK-4MJ	7253-65825	M14X1.5	1/2-20	.05
6MK-6MJ	7253-65835	M18X1.5	9/16-18	.10
8MK-8MJ	7253-65845	M22X1.5	3/4-16	.20
10MK-10MJ	7253-65855	M24X1.5	7/8-14	.30
12MK-12MJ	7253-65865	M30X1.5	1 1/16-12	.45
16MK-16MJ	7253-65875	M33X1.5	1 5/16-12	.60

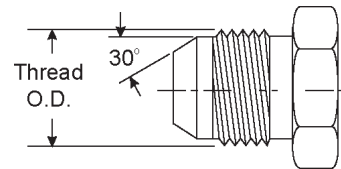
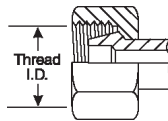
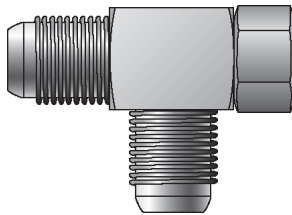
- HOSE
- HOSE/CPLG. SELECTION
- G8K COUPLINGS
- GLOBAL SPIRAL COUPLINGS
- PCM / PCS FERRULES
- MEGACRIMP COUPLINGS
- STAINLESS STEEL
- POWER CRIMP COUPLINGS
- LOC. GL AND GLP COUPLINGS
- POLARSEAL COUPLINGS
- POLARSEAL II COUPLINGS
- C14 COUPLINGS
- PCTS THERMOPLASTIC COUPLINGS
- FIELD ATTACHABLE G1 & G2 COUPLINGS
- FIELD ATTACHABLE C5 & C5E COUPLINGS
- SURELOK AIR BRAKE COUPLINGS
- ADAPTERS
- QUICK DISCONNECT COUPLERS
- LIVE SWIVEL
- BALL VALVES
- ACCESSORIES
- EQUIPMENT AND PARTS

Male Komatsu to Female Komatsu - 90°



Descr.	Prod. No.	Thread		Weight (Lbs.)
		"	"	
4MK-4FK90	7253-65945	M14X1.5	M14X1.5	.15
6MK-6FK90	7253-65965	M18X1.5	M18X1.5	.25
8MK-8FK90	7253-65975	M22X1.5	M22X1.5	.35
10MK-10FK90	7253-65985	M24X1.5	M24X1.5	.60
12MK-12FK90	7253-65995	M30X1.5	M30X1.5	.90
16MK-16FK90	7253-66005	M33X1.5	M33X1.5	1.00

Male Komatsu to Female Komatsu to Male Komatsu - Tee



Descr.	Prod. No.	Thread		Weight (Lbs.)
		"	"	
4MK-4FK-4MK	7253-65885	M14X1.5	M14X1.5	.15
6MK-6FK-6MK	7253-65905	M18X1.5	M18X1.5	.30
8MK-8FK-8MK	7253-65915	M22X1.5	M22X1.5	.50
10MK-10FK-10MK	7253-65925	M24X1.5	M24X1.5	.80
12MK-12FK-12MK	7253-65935	M30X1.5	M30X1.5	1.15

HOSE

HOSE/CPLG. SELECTION

G8K COUPLINGS

GLOBALSPIRAL COUPLINGS

PCM / PCS FERRULES

MEGACRIMP COUPLINGS

STAINLESS STEEL

POWER CRIMP COUPLINGS

LOC, GL AND GLP COUPLINGS

POLARSEAL COUPLINGS

POLARSEAL II COUPLINGS

C14 COUPLINGS

PCTS THERMOPLASTIC COUPLINGS

FIELD ATTACHABLE G1 & G2 COUPLINGS

FIELD ATTACHABLE C5 & C5E COUPLINGS

SURELOK AIR BRAKE COUPLINGS

ADAPTERS

QUICK DISCONNECT COUPLERS

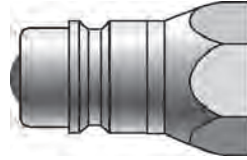
LIVE SWIVEL




BALL VALVES

ACCESSORIES

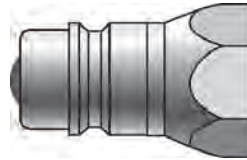
EQUIPMENT AND PARTS




Male Ball Valve to Female Pipe



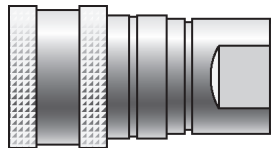
Descr.	Prod. No.				Weight (Lbs.)
		"			
4MQBA-4FP	7252-89315	1/4-18	4000	12000	.09
6MQBA-6FP	7252-89345	3/8-18	3000	9000	.19
8MQBA-8FP	7252-89325	1/2-14	3000	10500	.30
8MQBA-12FP	7252-89305	1/2-14	3000	10500	.28
12MQBA-12FP	7252-89685	3/4-14	4000	11000	.37




Male Ball Valve to Female O-Ring Boss



Descr.	Prod. No.				Weight (Lbs.)
		"			
8MQBA-8FB	7252-89335	3/4-16	3000	10500	.28

Female Ball Valve To Female Pipe

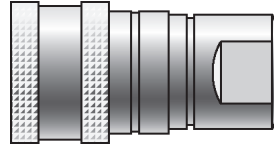





Descr.	Prod. No.				Weight (Lbs.)
		"			
4FOBA-4FP	7252-89415	1/4-18	4000	12000	.28
6FOBADA-6FP	7252-89695	3/8-18	3000	9000	.52
8FOBA-8FP	7252-89425	1/2-14	3000	10500	.60
8FOBADA-8FP	7252-89445	1/2-14	3000	10500	.63
8FOBADA-12FP	7252-89705	1/2-14	3000	10500	.75
12FOBA-12FP	7252-89715	3/4-14	4000	11000	1.09

- HOSE
- HOSE/CPLG. SELECTION
- G8K COUPLINGS
- GLOBALSPIRAL COUPLINGS
- PCM / PCS FERRULES
- MEGACRIMP COUPLINGS
- STAINLESS STEEL
- POWER CRIMP COUPLINGS
- LOC. GL AND GLP COUPLINGS
- POLARSEAL COUPLINGS
- POLARSEAL II COUPLINGS
- C14 COUPLINGS
- PCTS THERMOPLASTIC COUPLINGS
- FIELD ATTACHABLE G1 & G2 COUPLINGS
- FIELD ATTACHABLE C5 & C5E COUPLINGS
- SURELOK AIR BRAKE COUPLINGS
- ADAPTERS
- QUICK DISCONNECT COUPLERS
- LIVE SWIVEL
- BALL VALVES
- ACCESSORIES
- EQUIPMENT AND PARTS


G940 Series [Agriculture Standard-Ball Valve]

Female Ball Valve To Female O-Ring Boss



Descr.	Prod. No.				Weight (Lbs.)
8FQBA-8FB	7252-89435	3/4-16	3000	10500	.63

O-Ring



Descr.	Prod. No.	Weight (Lbs.)
4QDAOR	7252-59415	.05
6QDAOR	7252-59695	.05
8QDAOR	7252-59425	.05
12QDAOR	7252-59715	.05

HOSE
HOSE/CPLG. SELECTION
G8K COUPLINGS
GLOBALSPIRAL COUPLINGS
PCM / PCS FERRULES
MEGACRIMP COUPLINGS
STAINLESS STEEL
POWER CRIMP COUPLINGS
LOC, GL AND GLP COUPLINGS
POLARSEAL COUPLINGS
POLARSEAL II COUPLINGS
C14 COUPLINGS
PCTS THERMOPLASTIC COUPLINGS
FIELD ATTACHABLE G1 & G2 COUPLINGS
FIELD ATTACHABLE C5 & C5E COUPLINGS
SURELOK AIR BRAKE COUPLINGS
ADAPTERS
QUICK DISCONNECT COUPLERS
LIVE SWIVEL
BALL VALVES
ACCESSORIES
EQUIPMENT AND PARTS

QD Plug/Cap Combination



Descr.	Prod. No.	Weight (Lbs.)
4QDADP/C	7252-87685	.05
6QDADP/C	7252-87695	.05
8QDADP/C	7252-87705	.07

QD Dust Plug



Descr.	Prod. No.	Weight (Lbs.)
4QDADP	7252-89465	.05
6QDADP	7252-89485	.01
8QDADP	7252-89475	.09

QD Dust Cap



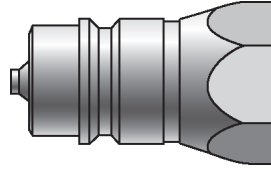
Descr.	Prod. No.	Weight (Lbs.)
4QDADC	7252-89565	.06
6QDADC	7252-89585	.04
8QDADC	7252-89575	.05

- HOSE
- HOSE/CPLG. SELECTION
- G8K COUPLINGS
- GLOBALSPIRAL COUPLINGS
- PCM / PCS FERRULES
- MEGACRIMP COUPLINGS
- STAINLESS STEEL
- POWER CRIMP COUPLINGS
- LOC. GL AND GLP COUPLINGS
- POLARSEAL COUPLINGS
- POLARSEAL II COUPLINGS
- C14 COUPLINGS
- PCTS THERMOPLASTIC COUPLINGS
- FIELD ATTACHABLE G1 & G2 COUPLINGS
- FIELD ATTACHABLE C5 & C5E COUPLINGS
- SURELOK AIR BRAKE COUPLINGS
- ADAPTERS
- QUICK DISCONNECT COUPLERS
- LIVE SWIVEL
- BALL VALVES
- ACCESSORIES
- EQUIPMENT AND PARTS

G941 Series (Agriculture Standard-Poppet Valve)

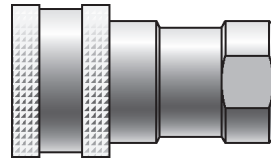
HOSE
HOSE/CPLG. SELECTION
G8K COUPLINGS
GLOBALSPIRAL COUPLINGS
PCM / PCS FERRULES
MEGACRIMP COUPLINGS
STAINLESS STEEL
POWER CRIMP COUPLINGS
LOC, GL AND GLP COUPLINGS
POLARSEAL COUPLINGS
POLARSEAL II COUPLINGS
C14 COUPLINGS
PCTS THERMOPLASTIC COUPLINGS
FIELD ATTACHABLE G1 & G2 COUPLINGS
FIELD ATTACHABLE C5 & C5E COUPLINGS
SURELOK AIR BRAKE COUPLINGS
ADAPTERS
QUICK DISCONNECT COUPLERS
LIVE SWIVEL
BALL VALVES
ACCESSORIES
EQUIPMENT AND PARTS

Male Poppet Valve to Female Pipe



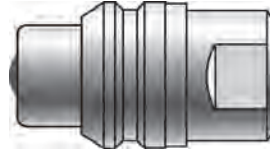
Descr.	Prod. No.	🌀	🕒	🕒	Weight (Lbs.)
		"			
4MQPA-4FP	7252-89725	1/4-18	3000	12000	.11
6MQPA-6FP	7252-89735	3/8-18	3000	12000	.18
8MQPA-8FP	7252-89365	1/2-14	4000	16000	.30
16MQPA-16FP	7252-89745	1-11 1/2	3000	12000	.60



Female Poppet Valve to Female Pipe



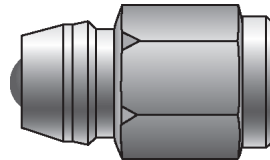
Descr.	Prod. No.	🌀	🕒	🕒	Weight (Lbs.)
		"			
4FQPA-4FP	7252-89755	1/4-18	3000	12000	.30
6FQPA-6FP	7252-89765	3/8-18	3000	12000	.57
8FQPA-8FP	7252-89775	1/2-14	4000	16000	.56
16FQPA-16FP	7252-89785	1-11 1/2	3000	12000	1.72



Male Ball Valve to Female Pipe



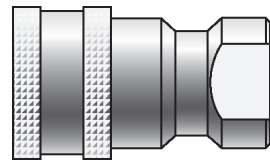
Descr.	Prod. No.			Weight (Lbs.)
				
8MQBAJD-8FP	7252-89355	1/2-14	3000	.27



Male Ball Valve to Female O-Ring Boss



Descr.	Prod. No.			Weight (Lbs.)
				
8MQBAJD-8FB	7252-89375	3/4-16	3000	.28

Female Ball Valve to Female Pipe

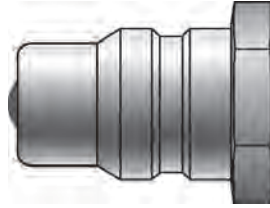




Descr.	Prod. No.			Weight (Lbs.)
				
8FQBAJD-8FP	7252-89455	1/2-14	3000	.75

- HOSE
- HOSE/CPLG. SELECTION
- G8K COUPLINGS
- GLOBALSPIRAL COUPLINGS
- PCM / PCS FERRULES
- MEGACRIMP COUPLINGS
- STAINLESS STEEL
- POWER CRIMP COUPLINGS
- LOC. GL AND GLP COUPLINGS
- POLARSEAL COUPLINGS
- POLARSEAL II COUPLINGS
- C14 COUPLINGS
- PCTS THERMOPLASTIC COUPLINGS
- FIELD ATTACHABLE G1 & G2 COUPLINGS
- FIELD ATTACHABLE C5 & C5E COUPLINGS
- SURELOK AIR BRAKE COUPLINGS
- ADAPTERS
- QUICK DISCONNECT COUPLERS
- LIVE SWIVEL
- BALL VALVES
- ACCESSORIES
- EQUIPMENT AND PARTS

G943 Series [International Harvester Old Style]

Male Tip - Ball Valve to Female Pipe

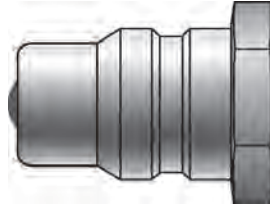




Descr.	Prod. No.			Weight (Lbs.)
		"	"	
8MQBAIHC-8FP	7252-89385	1/2-14	2500	.37

HOSE
HOSE/CPLG. SELECTION
G8K COUPLINGS
GLOBALSPIRAL COUPLINGS
PCM / PCS FERRULES
MEGACRIMP COUPLINGS
STAINLESS STEEL
POWER CRIMP COUPLINGS
LOC, GL AND GLP COUPLINGS
POLARSEAL COUPLINGS
POLARSEAL II COUPLINGS
C14 COUPLINGS
PCTS THERMOPLASTIC COUPLINGS
FIELD ATTACHABLE G1 & G2 COUPLINGS
FIELD ATTACHABLE C5 & C5E COUPLINGS
SURELOK AIR BRAKE COUPLINGS
ADAPTERS
QUICK DISCONNECT COUPLERS
LIVE SWIVEL
BALL VALVES
ACCESSORIES
EQUIPMENT AND PARTS

G944 Series (J.I. Case Old Style)

Male Tip - Ball Valve to Female Pipe

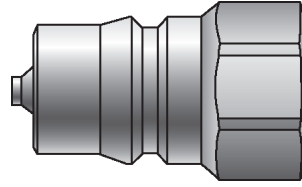





Descr.	Prod. No.			Weight (Lbs.)
		"		
8MQBAJIC-8FP	7252-89395	1/2-14	3000	.28

HOSE
HOSE/CPLG. SELECTION
G8K COUPLINGS
GLOBALSPIRAL COUPLINGS
PCM / PCS FERRULES
MEGACRIMP COUPLINGS
STAINLESS STEEL
POWER CRIMP COUPLINGS
LOC. GL AND GLP COUPLINGS
POLARSEAL COUPLINGS
POLARSEAL II COUPLINGS
C14 COUPLINGS
PCTS THERMOPLASTIC COUPLINGS
FIELD ATTACHABLE G1 & G2 COUPLINGS
FIELD ATTACHABLE C5 & C5E COUPLINGS
SURELOK AIR BRAKE COUPLINGS
ADAPTERS
QUICK DISCONNECT COUPLERS
LIVE SWIVEL
BALL VALVES
ACCESSORIES
EQUIPMENT AND PARTS

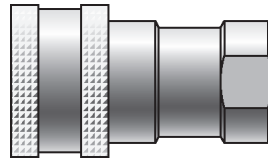
HOSE
HOSE/CPLG. SELECTION
G8K COUPLINGS
GLOBALSPIRAL COUPLINGS
PCM / PCS FERRULES
MEGACRIMP COUPLINGS
STAINLESS STEEL
POWER CRIMP COUPLINGS
LOC, GL AND GLP COUPLINGS
POLARSEAL COUPLINGS
POLARSEAL II COUPLINGS
C14 COUPLINGS
PCTS THERMOPLASTIC COUPLINGS
FIELD ATTACHABLE G1 & G2 COUPLINGS
FIELD ATTACHABLE C5 & C5E COUPLINGS
SURELOK AIR BRAKE COUPLINGS
ADAPTERS
QUICK DISCONNECT COUPLERS
LIVE SWIVEL
BALL VALVES
ACCESSORIES
EQUIPMENT AND PARTS




Male Poppet Valve to Female Pipe



Descr.	Prod. No.				Weight (Lbs.)
		"			
4MQPI-4FP	7252-89015	1/4-18	7500	30000	.10
6MQPI-6FP	7252-89025	3/8-18	5000	20000	.15
8MQPI-8FP	7252-89035	1/2-14	5000	20000	.27
12MQPI-12FP	7252-89045	3/4-14	4000	16000	.44
16MQPI-16FP	7252-89055	1-11 1/2	4000	16000	.77

Female Poppet Valve to Female Pipe



Descr.	Prod. No.				Weight (Lbs.)
		"			
4FQPI-4FP	7252-89115	1/4-18	7500	30000	.31
6FQPI-6FP	7252-89125	3/8-18	5000	20000	.51
8FQPI-8FP	7252-89135	1/2-14	5000	20000	.91
12FQPI-12FP	7252-89145	3/4-14	4000	16000	1.77
16FQPI-16FP	7252-89155	1-11 1/2	4000	16000	2.54

Backup Ring




Descr.	Prod. No.	Weight (Lbs.)
4QDIBR	7252-49115	.05
6QDIBR	7252-49125	.05
8QDIBR	7252-49135	.05
12QDIBR	7252-49145	.05
16QDIBR	7252-49155	.05

O-Ring

90 Durometer Hardness.

Caution: DO NOT USE these O-Rings with phosphate esters, diesters or phosphate ester emulsion hydraulic fluids. Instead, use O-Rings made of Viton, EPDM or CPE polymers or other materials compatible with the fluids.

These O-Rings are compounded from a Nitrile polymer for use with petroleum-base hydraulic fluids, water and glycol and oil-water emulsions.



Descr.	Prod. No.	Weight (Lbs.)
4QDIOR	7252-59115	.05
6QDIOR	7252-59125	.05
8QDIOR	7252-59135	.05
12QDIOR	7252-59145	.05
16QDIOR	7252-59155	.05

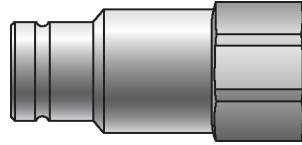
QD Plug/Cap Combination






Descr.	Prod. No.	Weight (Lbs.)
4QDIDP/C	7252-87005	.05
6QDIDP/C	7252-87595	.05
8QDIDP/C	7252-87605	.08
12QDIDP/C	7252-87615	.15
16QDIDP/C	7252-87625	.20

HOSE
HOSE/CPLG. SELECTION
G8K COUPLINGS
GLOBALSPIRAL COUPLINGS
PCM / PCS FERRULES
MEGACRIMP COUPLINGS
STAINLESS STEEL
POWER CRIMP COUPLINGS
LOC. GL AND GLP COUPLINGS
POLARSEAL COUPLINGS
POLARSEAL II COUPLINGS
C14 COUPLINGS
PCTS THERMOPLASTIC COUPLINGS
FIELD ATTACHABLE G1 & G2 COUPLINGS
FIELD ATTACHABLE C5 & C5E COUPLINGS
SURELOK AIR BRAKE COUPLINGS
ADAPTERS
QUICK DISCONNECT COUPLERS
LIVE SWIVEL
BALL VALVES
ACCESSORIES
EQUIPMENT AND PARTS

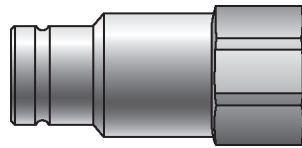
Male Flush Face Valve to Female O-Ring Boss






Descr.	Prod. No.				Weight (Lbs.)
		"			
4MQFF-4FB	7252-87055	7/16-20	3000	12000	.25
6MQFF-8FB	7252-88025	3/4-16	3000	12000	.25
8CPMQFF-8FB*	7252-87445	3/4-16	3000	12000	1.00
8CPMQFF-10FB*	7252-87455	7/8-14	3000	12000	.90
8CPMQFF-12FB*	7252-87465	7/8-14	3000	12000	.85
8MQFF-8FB	7252-87065	3/4-16	3000	12000	.65
8MQFF-12FB	7252-87075	1 1/16-12	3000	12000	.60
10MQFF-12FB	7252-87085	1 1/16-12	3000	12000	.85
12MQFF-12FB	7252-87095	1 1/16-12	3000	12000	1.10
16MQFF-16FB	7252-87105	1 5/16-12	3000	12000	1.60

*Connect-under-pressure coupler.

Male Flush Face Valve to Female Pipe







Descr.	Prod. No.				Weight (Lbs.)
		"			
4MQFF-4FP	7252-87015	1/4-18	3000	12000	.20
6MQFF-6FP	7252-88005	3/8-18	3000	12000	.25
6MQFF-8FP	7252-88015	1/2-14	3000	12000	.29
8CPMQFF-8FP*	7252-87435	1/2-14	3000	12000	1.00
8MQFF-8FP	7252-87025	1/2-14	3000	12000	.70
12MQFF-12FP	7252-87035	3/4-14	3000	12000	1.15
16MQFF-16FP	7252-87045	1-11 1/2	3000	12000	1.65

*Connect-under-pressure coupler.

HOSE
HOSE/CPLG. SELECTION
G8K COUPLINGS
GLOBALSPIRAL COUPLINGS
PCM / PCS FERRULES
MEGACRIMP COUPLINGS
STAINLESS STEEL
POWER CRIMP COUPLINGS
LOC. GL AND GLP COUPLINGS
POLARSEAL COUPLINGS
POLARSEAL II COUPLINGS
C14 COUPLINGS
PCTS THERMOPLASTIC COUPLINGS
FIELD ATTACHABLE G1 & G2 COUPLINGS
FIELD ATTACHABLE C5 & C5E COUPLINGS
SURELOK AIR BRAKE COUPLINGS
ADAPTERS
QUICK DISCONNECT COUPLERS
LIVE SWIVEL
BALL VALVES
ACCESSORIES
EQUIPMENT AND PARTS

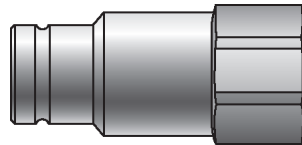
Female Flush Face Valve to Female O-Ring Boss






Descr.	Prod. No.				Weight (Lbs.)
		"			
4FOFF-4FB	7252-87195	7/16-20	3000	12000	.40
6FOFF-8FB	7252-88055	3/4-16	3000	12000	.44
8CPFOFF-8FB*	7252-87485	3/4-16	3000	12000	1.25
8CPFOFF-10FB*	7252-87495	7/8-14	3000	12000	1.25
8CPFOFF-12FB*	7252-87505	1 1/6-12	3000	12000	1.15
8FOFF-8FB	7252-87205	3/4-16	3000	12000	1.05
8FOFF-12FB	7252-87215	1 1/6-12	3000	12000	1.05
10FOFF-12FB	7252-87225	1 1/6-12	3000	12000	1.20
12FOFF-12FB	7252-87235	1 1/6-12	3000	12000	1.75
16FOFF-16FB	7252-87245	1 5/16-12	3000	12000	2.85


*Connect-under-pressure coupler.




Male Flush Face Valve to Female British Pipe Parallel



Descr.	Prod. No.				Weight (Lbs.)
		"			
4MQFF-4FBPP	7252-87115	1/4-19	4568	18270	.20
8MQFF-8FBPP	7252-87125	1/2-14	3625	14500	.65
12MQFF-12FBPP	7252-87135	3/4-14	3625	14500	1.15
16MQFF-16FBPP	7252-87145	1-11	2900	11600	1.60

Male Flush Face Valve to JIC 37° Flare Bulkhead




Descr.	Prod. No.				Weight (Lbs.)
		"			
8MQFF-10BKHD	7252-87395	7/8-14	3625	14500	.65
10MQFF-12BKHD	7252-87405	1 1/16-12	3625	14500	.95

- HOSE
- HOSE/CPLG. SELECTION
- G8K COUPLINGS
- GLOBALSPIRAL COUPLINGS
- PCM / PCS FERRULES
- MEGACRIMP COUPLINGS
- STAINLESS STEEL
- POWER CRIMP COUPLINGS
- LOC. GL AND GLP COUPLINGS
- POLARSEAL COUPLINGS
- POLARSEAL II COUPLINGS
- C14 COUPLINGS
- PCTS THERMOPLASTIC COUPLINGS
- FIELD ATTACHABLE G1 & G2 COUPLINGS
- FIELD ATTACHABLE C5 & C5E COUPLINGS
- SURELOK AIR BRAKE COUPLINGS
- ADAPTERS
- QUICK DISCONNECT COUPLERS
- LIVE SWIVEL
- BALL VALVES
- ACCESSORIES
- EQUIPMENT AND PARTS

HOSE
HOSE/CPLG. SELECTION
G8K COUPLINGS
GLOBALSPIRAL COUPLINGS
PCM / PCS FERRULES
MEGACRIMP COUPLINGS
STAINLESS STEEL
POWER CRIMP COUPLINGS
LOC, GL AND GLP COUPLINGS
POLARSEAL COUPLINGS
POLARSEAL II COUPLINGS
C14 COUPLINGS
PCTS THERMOPLASTIC COUPLINGS
FIELD ATTACHABLE G1 & G2 COUPLINGS
FIELD ATTACHABLE C5 & C5E COUPLINGS
SURELOK AIR BRAKE COUPLINGS
ADAPTERS
QUICK DISCONNECT COUPLERS
LIVE SWIVEL
BALL VALVES
ACCESSORIES
EQUIPMENT AND PARTS

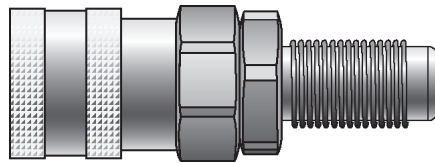
Female Flush Face Valve to Female Pipe



Descr.	Prod. No.	Thread		3000	12000	Weight (Lbs.)
		Female	Male			
4FOFF-4FP	7252-87155	1/4-18	1/4-18	3000	12000	.40
6FOFF-6FP	7252-88035	3/8-18	3/8-18	3000	12000	.48
6FOFF-8FP	7252-88045	1/2-14	1/2-14	3000	12000	.44
8CPFQFF-8FP*	7252-87475	1/2-14	1/2-14	3000	12000	1.20
8FOFF-8FP	7252-87165	1/2-14	1/2-14	3000	12000	1.15
12FOFF-12FP	7252-87175	3/4-14	3/4-14	3000	12000	1.75
16FOFF-16FP	7252-87185	1-11 1/2	1-11 1/2	3000	12000	2.90


*Connect-under-pressure coupler.

Female Flush Face to JIC 37° Flare Bulkhead



Descr.	Prod. No.	Thread		3625	14500	Weight (Lbs.)
		Female	Male			
8FOFF-10BKHD	7252-87415	7/8-14	7/8-14	3625	14500	1.10
10FOFF-12BKHD	7252-87425	1 1/16-12	1 1/16-12	3625	14500	1.25

Female Flush Face Valve to Female British Pipe Parallel



Descr.	Prod. No.	Thread		3625	14500	Weight (Lbs.)
		Female	Male			
8FOFF-8FBPP	7252-87265	1/2-14	1/2-14	3625	14500	1.10
12FOFF-12FBPP	7252-87275	3/4-14	3/4-14	3625	14500	1.75
16FOFF-16FBPP	7252-87285	1-11	1-11	2900	11600	2.90

Dust Plug/Cap Combination



Descr.	Prod. No.	Weight (Lbs.)
4QDFFDP/C	7252-87535	.02
6QDFFDP/C	7252-87545	.02
8QDFFDP/C	7252-87555	.02
10QDFFDP/C	7252-87565	.02
12QDFFDP/C	7252-87575	.20
16QDFFDP/C	7252-87585	.20

Dust Plug



Descr.	Prod. No.	Weight (Lbs.)
4QDFFDP	7252-87295	.05
6QDFFDP	7252-88065	.03
8QDFFDP	7252-87305	.10
10QDFFDP	7252-87315	.01
12QDFFDP	7252-87325	.01
16QDFFDP	7252-87335	.01

- HOSE
- HOSE/CPLG. SELECTION
- G8K COUPLINGS
- GLOBALSPIRAL COUPLINGS
- PCM / PCS FERRULES
- MEGACRIMP COUPLINGS
- STAINLESS STEEL
- POWER CRIMP COUPLINGS
- LOC. GL AND GLP COUPLINGS
- POLARSEAL COUPLINGS
- POLARSEAL II COUPLINGS
- C14 COUPLINGS
- PCTS THERMOPLASTIC COUPLINGS
- FIELD ATTACHABLE G1 & G2 COUPLINGS
- FIELD ATTACHABLE C5 & C5E COUPLINGS
- SURELOK AIR BRAKE COUPLINGS
- ADAPTERS
- QUICK DISCONNECT COUPLERS
- LIVE SWIVEL
- BALL VALVES
- ACCESSORIES
- EQUIPMENT AND PARTS

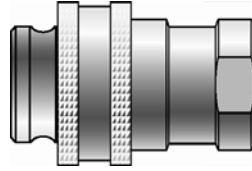
Dust Cap






Descr.	Prod. No.	Weight (Lbs.)
4QDFFDC	7252-87345	.01
6QDFFDC	7252-88075	.03
8QDFFDC	7252-87355	.01
10QDFFDC	7252-87365	.01
12QDFFDC	7252-87375	.01
16QDFFDC	7252-87385	.01

HOSE
HOSE/CPLG. SELECTION
G8K COUPLINGS
GLOBALSPIRAL COUPLINGS
PCM / PCS FERRULES
MEGACRIMP COUPLINGS
STAINLESS STEEL
POWER CRIMP COUPLINGS
LOC, GL AND GLP COUPLINGS
POLARSEAL COUPLINGS
POLARSEAL II COUPLINGS
C14 COUPLINGS
PCTS THERMOPLASTIC COUPLINGS
FIELD ATTACHABLE G1 & G2 COUPLINGS
FIELD ATTACHABLE C5 & C5E COUPLINGS
SURELOK AIR BRAKE COUPLINGS
ADAPTERS
QUICK DISCONNECT COUPLERS
LIVE SWIVEL
BALL VALVES
ACCESSORIES
EQUIPMENT AND PARTS

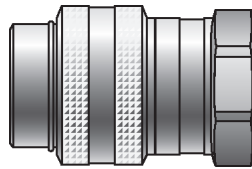
Male Flush Face Valve






Descr.	Prod. No.				Weight (Lbs.)
		"			
6MQFFH-4FP	7252-88085	3/8-18	10000	20000	.40
6MQFFH-6FP	7252-88095	3/8-18	10000	20000	.50
8MQFFH-8FP	7252-88145	1/2-14	5000	10000	.63
12MQFFH-12FP	7252-88155	3/4-14	5000	10000	1.01
16MQFFH-16FP	7252-88165	1-11 1/2	5000	10000	1.06
16MQFFH-16FPA*	7252-88325	1-11 1/2	5000	10000	1.61

*This coupling features a higher working pressure and flatter face for minimization of fluid loss.

Female Flush Face Valve



Descr.	Prod. No.				Weight (Lbs.)
		"			
6FOFFH-4FP	7252-88105	3/8-18	10000	20000	.68
6FOFFH-6FP	7252-88115	3/8-18	10000	20000	.68
8FOFFH-8FP	7252-88175	1/2-14	5000	10000	1.20
12FOFFH-12FP	7252-88185	3/4-14	5000	10000	1.85
16FOFFH-16FP	7252-88195	1-11 1/2	5000	10000	3.68
16FOFFH-16FPA*	7252-88335	1-11 1/2	5000	10000	2.80

*This coupling features a higher working pressure and flatter face for minimization of fluid loss.

QD Plug/Cap Combination



Descr.	Prod. No.	Weight (Lbs.)
6QDFFHDP/C	7252-87715	.10
8QDFFHDP/C	7252-87725	.10
12QDFFHDP/C	7252-87735	.20

- HOSE
- HOSE/CPLG. SELECTION
- G8K COUPLINGS
- GLOBALSPIRAL COUPLINGS
- PCM / PCS FERRULES
- MEGACRIMP COUPLINGS
- STAINLESS STEEL
- POWER CRIMP COUPLINGS
- LOC. GL AND GLP COUPLINGS
- POLARSEAL COUPLINGS
- POLARSEAL II COUPLINGS
- C14 COUPLINGS
- PCTS THERMOPLASTIC COUPLINGS
- FIELD ATTACHABLE G1 & G2 COUPLINGS
- FIELD ATTACHABLE C5 & C5E COUPLINGS
- SURELOK AIR BRAKE COUPLINGS
- ADAPTERS
- QUICK DISCONNECT COUPLERS
- LIVE SWIVEL
- BALL VALVES
- ACCESSORIES
- EQUIPMENT AND PARTS

G950 Series (Flush Face - High Pressure)

QD Plug/Cap Combination - Continued

HOSE
HOSE/CPLG. SELECTION
G8K COUPLINGS
GLOBALSPIRAL COUPLINGS
PCM / PCS FERRULES
MEGACRIMP COUPLINGS
STAINLESS STEEL
POWER CRIMP COUPLINGS
LOC, GL AND GLP COUPLINGS
POLARSEAL COUPLINGS
POLARSEAL II COUPLINGS
C14 COUPLINGS
PCTS THERMOPLASTIC COUPLINGS
FIELD ATTACHABLE G1 & G2 COUPLINGS
FIELD ATTACHABLE C5 & C5E COUPLINGS
SURELOK AIR BRAKE COUPLINGS
ADAPTERS
QUICK DISCONNECT COUPLERS
LIVE SWIVEL
BALL VALVES
ACCESSORIES
EQUIPMENT AND PARTS

Descr.	Prod. No.	Weight (Lbs.)
16QDFFHDP/C	7252-87745	.24

QD Dust Cap



Descr.	Prod. No.	Weight (Lbs.)
6QDFFHDC	7252-88135	.05
8QDFFHDC	7252-88235	.05
12QDFFHDC	7252-88245	.09
16QDFFHDC	7252-88255	.11

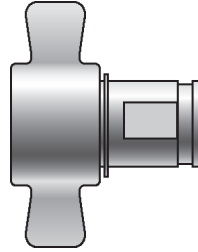
QD Dust Plug






Descr.	Prod. No.	Weight (Lbs.)
6QDFFHDP	7252-88125	.08
8QDFFHDP	7252-88205	.10
12QDFFHDP	7252-88215	.13
16QDFFHDP	7252-88225	.17

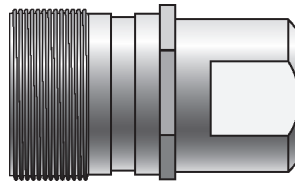
G951 Series (Wing Nut)




Female (Brass) - Wing Nut (Cast Iron)



Descr.	Prod. No.				Weight (Lbs.)
		"			
12FQW-12FP	7252-88585	3/4-14	3000	9000	1.21
16FQW-16FP	7252-88595	1-11 1/2	3000	9000	1.80
20FQW-20FP	7252-88605	1 5/8-12	2750	8250	2.75
24FQW-24FP	7252-88615	1 7/8-12	2500	7500	3.54

Male (Brass) - Less Flange



Descr.	Prod. No.				Weight (Lbs.)
		"			
12MQW-12FP	7252-88525	3/4-14	3000	9000	.74
16MQW-16FP	7252-88535	1-11 1/2	3000	9000	1.22
20MQW-20FP	7252-88545	1 5/8-12	2750	8250	1.65
24MQW-24FP	7252-88555	1 7/8-12	2500	7500	2.50

Dust Cap



Descr.	Prod. No.	Weight (Lbs.)
12QWDC	7252-88705	.34
16QWDC	7252-88715	.38
20QWDC	7252-88725	.39
24QWDC	7252-88735	.60

HOSE
HOSE/CPLG. SELECTION
G8K COUPLINGS
GLOBALSPIRAL COUPLINGS
PCM / PCS FERRULES
MEGACRIMP COUPLINGS
STAINLESS STEEL
POWER CRIMP COUPLINGS
LOC. GL AND GLP COUPLINGS
POLARSEAL COUPLINGS
POLARSEAL II COUPLINGS
C14 COUPLINGS
PCTS THERMOPLASTIC COUPLINGS
FIELD ATTACHABLE G1 & G2 COUPLINGS
FIELD ATTACHABLE C5 & C5E COUPLINGS
SURELOK AIR BRAKE COUPLINGS
ADAPTERS
QUICK DISCONNECT COUPLERS
LIVE SWIVEL
BALL VALVES
ACCESSORIES
EQUIPMENT AND PARTS

Dust Plug

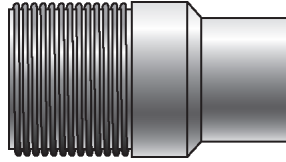





Descr.	Prod. No.	Weight (Lbs.)
12QWDP	7252-88645	.65
16QWDP	7252-88655	.77
20QWDP	7252-88665	1.06
24QWDP	7252-88675	1.86

HOSE
HOSE/CPLG. SELECTION
G8K COUPLINGS
GLOBALSPIRAL COUPLINGS
PCM / PCS FERRULES
MEGACRIMP COUPLINGS
STAINLESS STEEL
POWER CRIMP COUPLINGS
LOC, GL AND GLP COUPLINGS
POLARSEAL COUPLINGS
POLARSEAL II COUPLINGS
C14 COUPLINGS
PCTS THERMOPLASTIC COUPLINGS
FIELD ATTACHABLE G1 & G2 COUPLINGS
FIELD ATTACHABLE C5 & C5E COUPLINGS
SURELOK AIR BRAKE COUPLINGS
ADAPTERS
QUICK DISCONNECT COUPLERS
LIVE SWIVEL
BALL VALVES
ACCESSORIES
EQUIPMENT AND PARTS

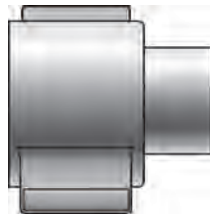
G952 Series (High Pressure Wing Nut)




Male Acme Flat Threads to Female Pipe



Descr.	Prod. No.				Weight (Lbs.)
		"			
12MQWH-12FP	7252-88745	3/4-14	5000	20000	1.06
16MQWH-16FP	7252-88755	1-11 1/2	5000	20000	2.45
20MQWH-20FP	7252-88765	1 1/4-11 1/2	5000	15000	4.25
24MQWH-24FP	7252-88775	1 1/2-11 1/2	5000	15000	7.15
32MQWH-32FP	7252-88785	2-11 1/2	5000	15000	12.86


Female Wing Nut to Female Pipe



Descr.	Prod. No.				Weight (Lbs.)
		"			
12FQWH-12FP*	7252-88795	3/4-14	5000	20000	1.01
16FQWH-16FP	7252-88805	1-11 1/2	5000	20000	.19
20FQWH-20FP	7252-88815	1 1/4-11 1/2	5000	15000	.31
24FQWH-24FP	7252-88825	1 1/2-11 1/2	5000	15000	.50
32FQWH-32FP	7252-88835	2-11 1/2	5000	15000	16.20

*Features a hex nut on the coupler.

Dust Cap




Descr.	Prod. No.	Weight (Lbs.)
12QWHDC	7252-88895	.45
16QWHDC	7252-88905	.06

HOSE
HOSE/CPLG. SELECTION
G8K COUPLINGS
GLOBALSPIRAL COUPLINGS
PCM / PCS FERRULES
MEGACRIMP COUPLINGS
STAINLESS STEEL
POWER CRIMP COUPLINGS
LOC. GL AND GLP COUPLINGS
POLARSEAL COUPLINGS
POLARSEAL II COUPLINGS
C14 COUPLINGS
PCTS THERMOPLASTIC COUPLINGS
FIELD ATTACHABLE G1 & G2 COUPLINGS
FIELD ATTACHABLE C5 & C5E COUPLINGS
SURELOK AIR BRAKE COUPLINGS
ADAPTERS
QUICK DISCONNECT COUPLERS
LIVE SWIVEL
BALL VALVES
ACCESSORIES
EQUIPMENT AND PARTS

Dust Cap - Continued

Descr.	Prod. No.	Weight (Lbs.)
20QWHDC	7252-88915	.09
24QWHDC	7252-88925	2.60
32QWHDC	7252-88935	.17

Dust Plug

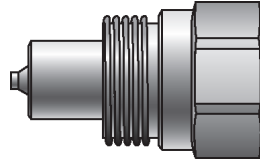





Descr.	Prod. No.	Weight (Lbs.)
12QWHDP	7252-88845	.52
16QWHDP	7252-88855	1.44
20QWHDP	7252-88865	.10
24QWHDP	7252-88875	2.80
32QWHDP	7252-88885	.16

HOSE
HOSE/CPLG. SELECTION
G8K COUPLINGS
GLOBALSPIRAL COUPLINGS
PCM / PCS FERRULES
MEGACRIMP COUPLINGS
STAINLESS STEEL
POWER CRIMP COUPLINGS
LOC, GL AND GLP COUPLINGS
POLARSEAL COUPLINGS
POLARSEAL II COUPLINGS
C14 COUPLINGS
PCTS THERMOPLASTIC COUPLINGS
FIELD ATTACHABLE G1 & G2 COUPLINGS
FIELD ATTACHABLE C5 & C5E COUPLINGS
SURELOK AIR BRAKE COUPLINGS
ADAPTERS
QUICK DISCONNECT COUPLERS
LIVE SWIVEL
BALL VALVES
ACCESSORIES
EQUIPMENT AND PARTS

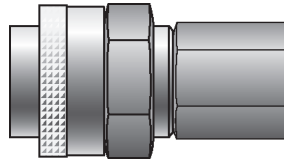
Male Poppet Valve to Female Pipe




Recommended for MobileCrimp® crimper-to-pump connection.



Descr.	Prod. No.				Weight (Lbs.)
		"			
6MQFFVH-6FP	7252-88315	3/8-18	14500	28000	.30

Female Screw to Connect to Female Pipe

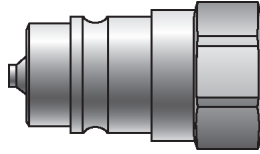





Descr.	Prod. No.				Weight (Lbs.)
		"			
6FOFFVH-6FP	7252-88305	3/8-18	14500	28000	.60

- HOSE
- HOSE/CPLG. SELECTION
- G8K COUPLINGS
- GLOBALSPIRAL COUPLINGS
- PCM / PCS FERRULES
- MEGACRIMP COUPLINGS
- STAINLESS STEEL
- POWER CRIMP COUPLINGS
- LOC. GL AND GLP COUPLINGS
- POLARSEAL COUPLINGS
- POLARSEAL II COUPLINGS
- C14 COUPLINGS
- PCTS THERMOPLASTIC COUPLINGS
- FIELD ATTACHABLE G1 & G2 COUPLINGS
- FIELD ATTACHABLE C5 & C5E COUPLINGS
- SURELOK AIR BRAKE COUPLINGS
- ADAPTERS
- QUICK DISCONNECT COUPLERS
- LIVE SWIVEL
- BALL VALVES
- ACCESSORIES
- EQUIPMENT AND PARTS

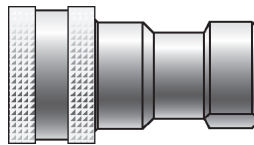
HOSE
HOSE/CPLG. SELECTION
G8K COUPLINGS
GLOBALSPIRAL COUPLINGS
PCM / PCS FERRULES
MEGACRIMP COUPLINGS
STAINLESS STEEL
POWER CRIMP COUPLINGS
LOC, GL AND GLP COUPLINGS
POLARSEAL COUPLINGS
POLARSEAL II COUPLINGS
C14 COUPLINGS
PCTS THERMOPLASTIC COUPLINGS
FIELD ATTACHABLE G1 & G2 COUPLINGS
FIELD ATTACHABLE C5 & C5E COUPLINGS
SURELOK AIR BRAKE COUPLINGS
ADAPTERS
QUICK DISCONNECT COUPLERS
LIVE SWIVEL
BALL VALVES
ACCESSORIES
EQUIPMENT AND PARTS




Male Poppet Valve to Female Pipe



Descr.	Prod. No.				Weight (Lbs.)
		"			
4MQP-4FP	7252-89905	1/4-18	4600	18400	.09
6MQP-6FP	7252-89915	3/8-18	4600	18400	.14
8MQP-8FP	7252-89925	1/2-14	4000	16000	.50
12MQP-12FP	7252-89935	3/4-14	4000	16000	.48
16MQP-16FP	7252-89945	1-11 1/2	3000	12000	.62

Female Poppet Valve to Female Pipe



Descr.	Prod. No.				Weight (Lbs.)
		"			
4FQP-4FP	7252-89955	1/4-18	4600	18400	.25
6FQP-6FP	7252-89965	3/8-18	4600	18400	.38
8FQP-8FP	7252-89975	1/2-14	4000	16000	.56
12FQP-12FP	7252-89985	3/4-14	4000	16000	1.01
16FQP-16FP	7252-89995	1-11 1/2	3000	12000	1.51

O-Ring



Descr.	Prod. No.	Weight (Lbs.)
4QDOR	7252-59955	.05
6QDOR	7252-59965	.05
8QDOR	7252-59975	.05
12QDOR	7252-59985	.05
16QDOR	7252-59995	.05

Backup Ring



Descr.	Prod. No.	Weight (Lbs.)
4QDBR	7252-49955	.05
6QDBR	7252-49965	.05
8QDBR	7252-49975	.05
12QDBR	7252-49985	.05
16QDBR	7252-49995	.05

QD Dust Plug

Descr.	Prod. No.	Weight (Lbs.)
8QDDP	7252-89825	.04

QD Dust Cap

Descr.	Prod. No.	Weight (Lbs.)
8QDDC	7252-89875	.04

QD Plug/Cap Combination



Descr.	Prod. No.	Weight (Lbs.)
4QDDP/C	7252-87635	.05
6QDDP/C	7252-87645	.04
8QDDP/C	7252-87655	.10
12QDDP/C	7252-87665	.10
16QDDP/C	7252-87675	.15

- HOSE
- HOSE/CPLG. SELECTION
- G8K COUPLINGS
- GLOBAL SPIRAL COUPLINGS
- PCM / PCS FERRULES
- MEGACRIMP COUPLINGS
- STAINLESS STEEL
- POWER CRIMP COUPLINGS
- LOC. GL AND GLP COUPLINGS
- POLARSEAL COUPLINGS
- POLARSEAL II COUPLINGS
- C14 COUPLINGS
- PCTS THERMOPLASTIC COUPLINGS
- FIELD ATTACHABLE G1 & G2 COUPLINGS
- FIELD ATTACHABLE C5 & C5E COUPLINGS
- SURELOK AIR BRAKE COUPLINGS
- ADAPTERS
- QUICK DISCONNECT COUPLERS
- LIVE SWIVEL
- BALL VALVES
- ACCESSORIES
- EQUIPMENT AND PARTS

G959 Series [Agriculture QD Adapters]

HOSE

HOSE/CPLG.
SELECTION

G8K COUPLINGS

GLOBALSPIRAL
COUPLINGS

PCM / PCS
FERRULES

MEGACRIMP
COUPLINGS

STAINLESS
STEEL

POWER CRIMP
COUPLINGS

LOC, GL AND GLP
COUPLINGS

POLARSEAL
COUPLINGS

POLARSEAL II
COUPLINGS

C14 COUPLINGS

PCTS
THERMOPLASTIC
COUPLINGS

FIELD
ATTACHABLE G1
& G2 COUPLINGS

FIELD
ATTACHABLE C5
& C5E
COUPLINGS

SURELOK AIR
BRAKE
COUPLINGS

ADAPTERS

QUICK
DISCONNECT
COUPLERS

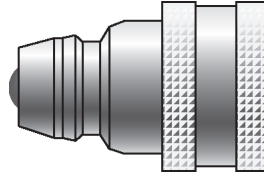
LIVE SWIVEL

BALL VALVES

ACCESSORIES

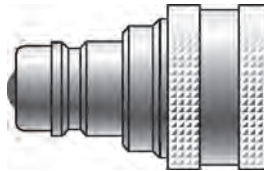
EQUIPMENT AND
PARTS

John Deere Old Style to ISO Style



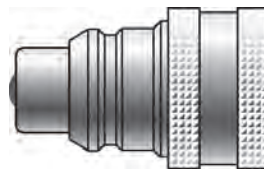
Descr.	Prod. No.		Weight (Lbs.)
8MJJD-8FISO	7252-89615	3000	.63


ISO Style to John Deere Old Style



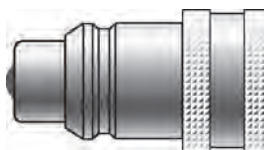
Descr.	Prod. No.		Weight (Lbs.)
8MISO-8FJD	7252-89625	3000	.59


Int'l Harvester to John Deere Old Style



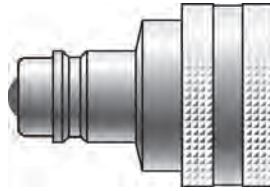
Descr.	Prod. No.		Weight (Lbs.)
8MIHC-8FJD	7252-89635	3000	.72

Int'l Harvester Old Style to ISO Style



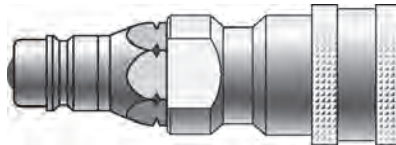
Descr.	Prod. No.		Weight (Lbs.)
8MIHC-8FISO	7252-89645	3000	.63


ISO Style to Int'l Harvester Old Style



Descr.	Prod. No.		Weight (Lbs.)
8MISO-8FIHC	7252-89655	3000	.69


ISO Style to John Deere Old Style - (Double Shutoff)



Descr.	Prod. No.		Weight (Lbs.)
8MISO-8FJDDSO	7252-89665	3000	1.06

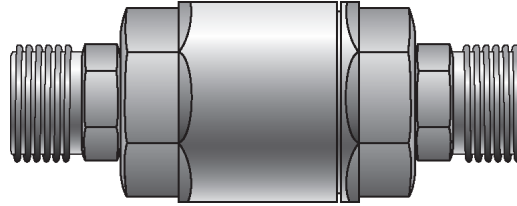
ISO Style to Int'l Harvester Old Style - (Double Shutoff)



Descr.	Prod. No.		Weight (Lbs.)
8MISO-8FIHCDSO	7252-89675	3000	1.13

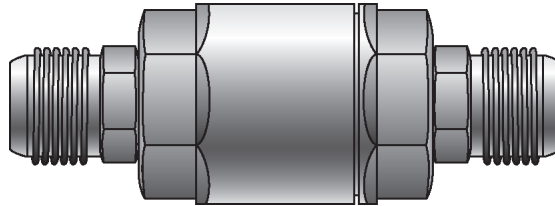
HOSE
HOSE/CPLG. SELECTION
G8K COUPLINGS
GLOBALSPIRAL COUPLINGS
PCM / PCS FERRULES
MEGACRIMP COUPLINGS
STAINLESS STEEL
POWER CRIMP COUPLINGS
LOC. GL AND GLP COUPLINGS
POLARSEAL COUPLINGS
POLARSEAL II COUPLINGS
C14 COUPLINGS
PCTS THERMOPLASTIC COUPLINGS
FIELD ATTACHABLE G1 & G2 COUPLINGS
FIELD ATTACHABLE C5 & C5E COUPLINGS
SURELOK AIR BRAKE COUPLINGS
ADAPTERS
QUICK DISCONNECT COUPLERS
LIVE SWIVEL
BALL VALVES
ACCESSORIES
EQUIPMENT AND PARTS

Male BSPP to Male BSPP



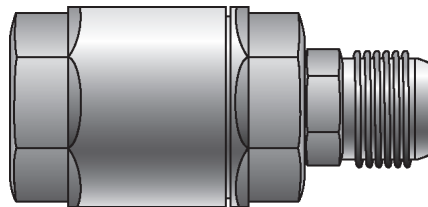
Descr.	Prod. No.	6000	🌀		Hex Shank	Hex Body	Overall Dimension	Diameter	Weight (Lbs.)
			"	"					
8BSPP-8BSPP-LX	7252-12415	6000	1/2-14	1/2-14	3/4	1 5/16	3.44	1.53	.90
12BSPP-12BSPP-LX	7252-12425	6000	3/4-14	3/4-14	15/16	1 5/8	4.52	2.00	1.87
16BSPP-16BSPP-LX	7252-12435	6000	1-11	1-11	1 3/16	1 7/8	5.06	2.22	2.62

Male JIC to Male JIC



Descr.	Prod. No.	6000	🌀		Hex Shank	Hex Body	Overall Dimension	Diameter	Weight (Lbs.)
			"	"					
6MJ-6MJ-LX	7252-12345	6000	9/16-18	9/16-18	1/2	1	2.91	1.25	.47
8MJ-8MJ-LX	7252-12355	6000	3/4-16	3/4-16	11/16	1 1/4	3.88	1.50	.90
12MJ-12MJ-LX	7252-12365	6000	1 1/16-12	1 1/16-12	15/16	1 5/8	4.94	2.00	1.92
16MJ-16MJ-LX	7252-12375	6000	1 5/16-12	1 5/16-12	1 3/16	1 7/8	5.56	2.22	2.84
20MJ-20MJ-LX	7252-12385	5500	1 5/8-12	1 5/8-12	1 1/2	2 3/8	6.06	2.75	4.35
24MJ-24MJ-LX	7252-12395	4500	1 7/8-12	1 7/8-12	1 3/4	2 1/2	6.44	3.00	5.09
32MJ-32MJ-LX	7252-12405	3000	2 1/2-12	2 1/2-12	2 5/16	3 1/4	7.69	3.88	9.91



Male JIC to Female JIC/Boss



Descr.	Prod. No.	6000	🌀		Hex Shank	Hex Body	Overall Dimension	Diameter	Weight (Lbs.)
			"	"					
8MJ-8FJ/FB-LX	7252-12285	6000	3/4-16	3/4-16	11/16	1 1/4	3.31	1.50	.90
12MJ-12FJ/FB-LX	7252-12295	6000	1 1/16-12	1 1/16-12	15/16	1 5/8	4.12	2.00	2.00

HOSE
HOSE/CPLG. SELECTION
G8K COUPLINGS
GLOBALSPIRAL COUPLINGS
PCM / PCS FERRULES
MEGACRIMP COUPLINGS
STAINLESS STEEL
POWER CRIMP COUPLINGS
LOC. GL AND GLP COUPLINGS
POLARSEAL COUPLINGS
POLARSEAL II COUPLINGS
C14 COUPLINGS
PCTS THERMOPLASTIC COUPLINGS
FIELD ATTACHABLE G1 & G2 COUPLINGS
FIELD ATTACHABLE C5 & C5E COUPLINGS
SURELOK AIR BRAKE COUPLINGS
ADAPTERS
QUICK DISCONNECT COUPLERS
LIVE SWIVEL
BALL VALVES
ACCESSORIES
EQUIPMENT AND PARTS

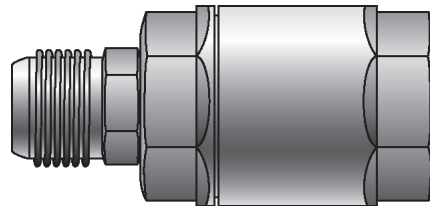
Male JIC to Female JIC/Boss - Continued



Descr.	Prod. No.				Hex Shank	Hex Body	Overall Dimension	Diameter	Weight (Lbs.)
			"	"					
16MJ-16FJ/FB-LX	7252-12305	6000	1 5/16-12	1 5/16-12	1 3/16	1 7/8	4.63	2.22	2.84
20MJ-20FJ/FB-LX	7252-12315	5500	1 5/8-12	1 5/8-12	1 1/2	2 3/8	5.12	2.75	4.57
24MJ-24FJ/FB-LX	7252-12325	4500	1 7/8-12	1 7/8-12	1 3/4	2 1/2	5.34	3.00	5.29
32MJ-32FJ/FB-LX	7252-12335	3000	2 1/2-12	2 1/2-12	2 5/16	3 1/4	6.50	3.88	9.59

JIC Seal Kit

Descr.	Prod. No.	Weight (Lbs.)
6JIC SWIVEL SEAL KIT	7252-12155	.02
8JIC SWIVEL SEAL KIT	7252-12165	.02
12JIC SWIVEL SEAL KIT	7252-12175	.03
16JIC SWIVEL SEAL KIT	7252-12185	.04
20JIC SWIVEL SEAL KIT	7252-12195	.04
24JIC SWIVEL SEAL KIT	7252-12205	.04
32JIC SWIVEL SEAL KIT	7252-12215	.05

Male JIC to Female Pipe



Descr.	Prod. No.				Hex Shank	Hex Body	Overall Dimension	Diameter	Weight (Lbs.)
			"	"					
8MJ-8FP-LX	7252-12255	6000	3/4-16	1/2-14	1 1/16	1 1/4	3.31	1.50	.90
12MJ-12FP-LX	7252-12265	6000	1 1/16-12	3/4-14	15/16	1 5/8	4.19	2.00	2.00
16MJ-16FP-LX	7252-12275	6000	1 5/16-12	1-11 1/2	1 3/16	1 7/8	4.88	2.22	2.70

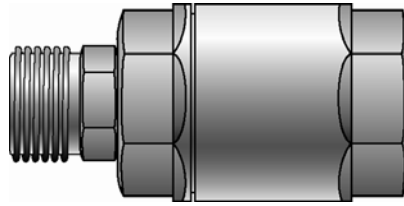
ORS Seal Kit

Descr.	Prod. No.	Weight (Lbs.)
12ORS LIVE SWIVEL SEAL KIT	7252-12235	.03
16ORS LIVE SWIVEL SEAL KIT	7252-12245	.04

ORS/BSPP Seal Kit

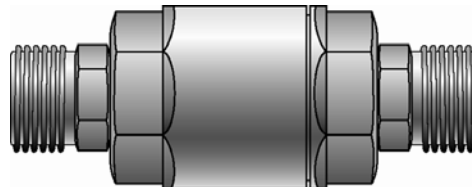
Descr.	Prod. No.	Weight (Lbs.)
8ORS/8BSPP LIVE SWVL SEAL KIT	7252-12225	.02

Male ORFS to Female ORFS



Descr.	Prod. No.	6000	Spring		Hex Shank	Hex Body	Overall Dimension	Diameter	Weight (Lbs.)
			"	"					
12MFFOR-12FFORX-LX	7252-12445	6000	3/4-14	3/4-14	1 1/16	1 3/4	3.86	2.09	2.06
16MFFOR-16FFORX-LX	7252-12455	6000	1-11	1-11	1 5/16	2	4.38	2.31	2.80

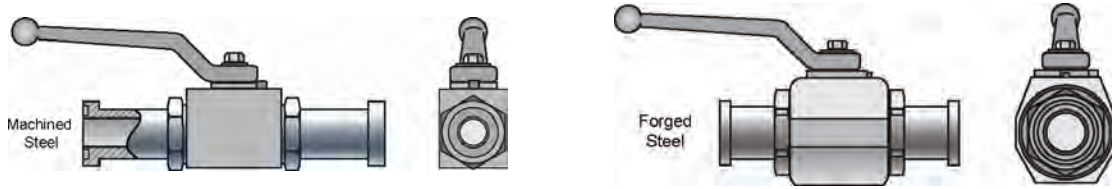
Male ORFS to Male ORFS



Descr.	Prod. No.	6000	Spring		Hex Shank	Hex Body	Overall Dimension	Diameter	Weight (Lbs.)
			"	"					
8MFFOR-8MFFOR-LX	7252-12465	6000	1/2-14	1/2-14	3/4	15/16	3.50	1.53	.90
12MFFOR-12MFFOR-LX	7252-12475	6000	3/4-14	3/4-14	1 1/16	1 3/4	4.52	2.09	2.28
16MFFOR-16MFFOR-LX	7252-12485	6000	1-11	1-11	1 5/16	2	5.12	2.31	3.15

HOSE
HOSE/CPLG. SELECTION
G8K COUPLINGS
GLOBALSPIRAL COUPLINGS
PCM / PCS FERRULES
MEGACRIMP COUPLINGS
STAINLESS STEEL
POWER CRIMP COUPLINGS
LOC. GL AND GLP COUPLINGS
POLARSEAL COUPLINGS
POLARSEAL II COUPLINGS
C14 COUPLINGS
PCTS THERMOPLASTIC COUPLINGS
FIELD ATTACHABLE G1 & G2 COUPLINGS
FIELD ATTACHABLE C5 & C5E COUPLINGS
SURELOK AIR BRAKE COUPLINGS
ADAPTERS
QUICK DISCONNECT COUPLERS
LIVE SWIVEL
BALL VALVES
ACCESSORIES
EQUIPMENT AND PARTS

Code 61 O-Ring Flange



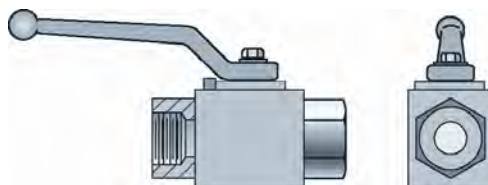
Descr.	Prod. No.	⊖	Nom. Flg. Size	⊕	Weight (Lbs.)
		"	"		
8FL-8FLBV	7317-00215	1/2	1/2	3000	1.85
12FL-12FLBV	7317-00225	3/4	3/4	3000	3.90
16FL-16FLBV	7317-00235	1	1	3000	5.40
20FL-20FLBV	7317-00245	1 1/4	1 1/4	3000	8.85
24FL-24FLBV	7317-00255	1 1/2	1 1/2	3000	10.35
32FL-32FLBV	7317-00265	2	2	3000	15.40

Code 62 O-Ring Flange



Descr.	Prod. No.	⊖	Nom. Flg. Size	⊕	Weight (Lbs.)
		"	"		
8FLH-8FLHVB	7317-00275	1/2	1/2	6000	1.90
12FLH-12FLHVB	7317-00285	3/4	3/4	6000	4.05
16FLH-16FLHVB	7317-00295	1	1	6000	5.95
20FLH-20FLHVB	7317-00305	1 1/4	1 1/4	6000	9.90
24FLH-24FLHVB	7317-00315	1 1/2	1 1/2	6000	12.15
32FLH-32FLHVB	7317-00325	2	2	6000	22.45

Female O-Ring Boss






Descr.	Prod. No.	⊖	⊕	⊕	Weight (Lbs.)
		"	"		
4FB-4FBBV	7317-00075	1/4	7/16-20	7350	.80
6FB-6FBBV	7317-00085	3/8	9/16-18	7350	1.20
8FB-8FBBV	7317-00095	1/2	3/4-16	7350	1.45
12FB-12FBBV	7317-00105	3/4	1 1/16-12	5880	3.35

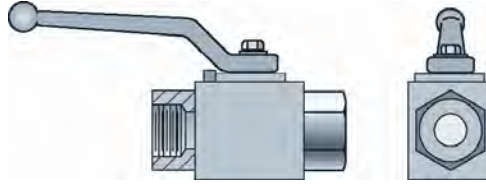
- HOSE
- HOSE/CPLG. SELECTION
- G8K COUPLINGS
- GLOBALSPIRAL COUPLINGS
- PCM / PCS FERRULES
- MEGACRIMP COUPLINGS
- STAINLESS STEEL
- POWER CRIMP COUPLINGS
- LOC. GL AND GLP COUPLINGS
- POLARSEAL COUPLINGS
- POLARSEAL II COUPLINGS
- C14 COUPLINGS
- PCTS THERMOPLASTIC COUPLINGS
- FIELD ATTACHABLE G1 & G2 COUPLINGS
- FIELD ATTACHABLE C5 & C5E COUPLINGS
- SURELOK AIR BRAKE COUPLINGS
- ADAPTERS
- QUICK DISCONNECT COUPLERS
- LIVE SWIVEL
- BALL VALVES
- ACCESSORIES
- EQUIPMENT AND PARTS




Two Way Block Style

Female O-Ring Boss - Continued

Descr.	Prod. No.				Weight (Lbs.)
		"	"		
16FB-16FBBV	7317-00115	1	1 5/16-12	5145	4.55

Female Pipe NPTF

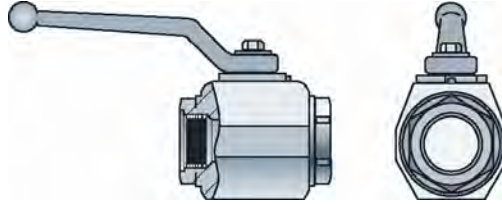





Descr.	Prod. No.				Weight (Lbs.)
		"	"		
4FP-4FPBV	7317-00015	1/4	1/4	7350	.80
6FP-6FPBV	7317-00025	3/8	3/8	7350	1.20
8FP-8FPBV	7317-00035	1/2	1/2	7350	1.45
12FP-12FPBV	7317-00045	3/4	3/4	5880	3.35
16FP-16FPBV	7317-00055	1	1	5145	4.55
20FP-16FPBV	7317-00065	1	1 1/4	5145	4.85

HOSE
HOSE/CPLG. SELECTION
G8K COUPLINGS
GLOBALSPIRAL COUPLINGS
PCM / PCS FERRULES
MEGACRIMP COUPLINGS
STAINLESS STEEL
POWER CRIMP COUPLINGS
LOC, GL AND GLP COUPLINGS
POLARSEAL COUPLINGS
POLARSEAL II COUPLINGS
C14 COUPLINGS
PCTS THERMOPLASTIC COUPLINGS
FIELD ATTACHABLE G1 & G2 COUPLINGS
FIELD ATTACHABLE C5 & C5E COUPLINGS
SURELOK AIR BRAKE COUPLINGS
ADAPTERS
QUICK DISCONNECT COUPLERS
LIVE SWIVEL
BALL VALVES
ACCESSORIES
EQUIPMENT AND PARTS

Two Way Round Style Large ID

Female Pipe NPTF

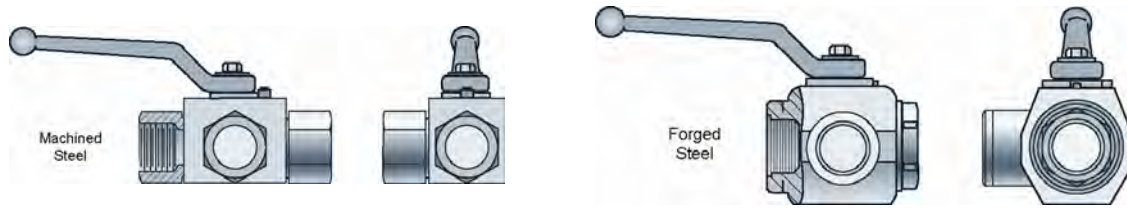


Descr.	Prod. No.				Weight (Lbs.)
		"	"	"	
20FP-20FPBV	7317-00125	1 1/4	1 1/4	6175	7.55
24FP-24FPBV	7317-00135	1 1/2	1 1/2	6175	8.50
32FP-32FPBV	7317-00145	2	2	6175	15.50

- HOSE
- HOSE/CPLG. SELECTION
- G8K COUPLINGS
- GLOBALSPIRAL COUPLINGS
- PCM / PCS FERRULES
- MEGACRIMP COUPLINGS
- STAINLESS STEEL
- POWER CRIMP COUPLINGS
- LOC. GL AND GLP COUPLINGS
- POLARSEAL COUPLINGS
- POLARSEAL II COUPLINGS
- C14 COUPLINGS
- PCTS THERMOPLASTIC COUPLINGS
- FIELD ATTACHABLE G1 & G2 COUPLINGS
- FIELD ATTACHABLE C5 & C5E COUPLINGS
- SURELOK AIR BRAKE COUPLINGS
- ADAPTERS
- QUICK DISCONNECT COUPLERS
- LIVE SWIVEL
- BALL VALVES
- ACCESSORIES
- EQUIPMENT AND PARTS

Three Way Block Style

Female Pipe NPTF



Descr.	Prod. No.				Weight (Lbs.)
		"	"	"	
4FP-4FP-4FPBV	7317-00155	1/4	1/4	5880	.85
6FP-6FP-6FPBV	7317-00165	3/8	3/8	5880	1.30
8FP-8FP-8FPBV	7317-00175	1/2	1/2	5145	1.55
12FP-12FP-12FPBV	7317-00185	3/4	3/4	5145	3.50
16FP-16FP-16FPBV	7317-00195	1	1	5145	4.85
20FP-20FP-20FPBV	7317-00205	1 1/4	1 1/4	5145	9.25

Ball Valve Lock Out Kits

Descr.	Prod. No.	Weight (Lbs.)
1/4" THRU 1/2" BV LOCK OUT KIT	7317-00335	.05
3/4" THRU 1" BV LOCK OUT KIT	7317-00345	.15
1 1/4" THRU 2" BV LOCK OUT KIT	7317-00355	.25

HOSE
HOSE/CPLG. SELECTION
G8K COUPLINGS
GLOBALSPIRAL COUPLINGS
PCM / PCS FERRULES
MEGACRIMP COUPLINGS
STAINLESS STEEL
POWER CRIMP COUPLINGS
LOC, GL AND GLP COUPLINGS
POLARSEAL COUPLINGS
POLARSEAL II COUPLINGS
C14 COUPLINGS
PCTS THERMOPLASTIC COUPLINGS
FIELD ATTACHABLE G1 & G2 COUPLINGS
FIELD ATTACHABLE C5 & C5E COUPLINGS
SURELOK AIR BRAKE COUPLINGS
ADAPTERS
QUICK DISCONNECT COUPLERS
LIVE SWIVEL
BALL VALVES
ACCESSORIES
EQUIPMENT AND PARTS

Nylon Protective Sleeve

LifeGuard® 3000, 4000 and 5000



Descr.	Prod. No.	A Inside Flat	B Sleeve I.D.	Weight (Lbs.)
		"	"	
14LG3K	7277-1850	1.11	.71	.07
14LG4K	7277-1960	1.38	.88	.10
14LG5K	7277-1950	1.38	.88	.96
16LG3K	7277-1851	1.42	.91	.08
16LG4K	7277-1961	1.62	1.03	.11
16LG5K	7277-1951	1.62	1.03	.11
20LG3K	7277-1852	1.67	1.06	.09
20LG4K	7277-1962	1.91	1.22	.13
20LG5K	7277-1952	1.91	1.22	.13
22LG3K	7277-1853	2.13	1.35	.09
22LG4K	7277-1963	1.98	1.26	.15
22LG5K	7277-1953	2.13	1.35	.15
26LG3K	7277-1854	2.36	1.50	.18
26LG4K	7277-1964	2.50	1.59	.17
26LG5K	7277-1954	2.50	1.59	.17
32LG3K	7277-1855	2.78	1.99	.20
32LG4K	7277-1965	2.78	1.99	.19

LifeGuard® Clamp Collars - Stainless Steel



Descr.	Prod. No.		Weight (Lbs.)
		"	
6SC-4-SS	7334-48535	1.15	.01
8SC-4-SS	7334-48545	1.40	.06
10SC-4-SS	7334-48605	1.62	.14
12SC-4-SS	7334-48615	1.87	.10
16SC-4-SS	7334-48665	2.37	.05

LifeGuard® Tools

Prod. No.	Descr.	Weight (Lbs.)
7484-1600	LifeGuard Sleeve Guide Table	.25
7482-1604	LifeGuard Sleeve Bullets -4, -6, -8	.23

- HOSE
- HOSE/CPLG. SELECTION
- G8K COUPLINGS
- GLOBALSPIRAL COUPLINGS
- PCM / PCS FERRULES
- MEGACRIMP COUPLINGS
- STAINLESS STEEL
- POWER CRIMP COUPLINGS
- LOC. GL AND GLP COUPLINGS
- POLARSEAL COUPLINGS
- POLARSEAL II COUPLINGS
- C14 COUPLINGS
- PCTS THERMOPLASTIC COUPLINGS
- FIELD ATTACHABLE G1 & G2 COUPLINGS
- FIELD ATTACHABLE C5 & C5E COUPLINGS
- SURELOK AIR BRAKE COUPLINGS
- ADAPTERS
- QUICK DISCONNECT COUPLERS
- LIVE SWIVEL
- BALL VALVES
- ACCESSORIES
- EQUIPMENT AND PARTS

Nylon Protective Sleeve

Clamp Collar for Nylon Sleeve and LifeGuard® Sleeve



Descr.	Prod. No.	⌀	Weight (Lbs.)
		"	
4SC1	7334-60035	.86	.03
4SC-1 XBULK	7334-6003	.86	.03
4SC-2 XBULK	7334-6001	.81	.01
6SC-1	7334-60125	1.0	.02
6SC-1 XBULK	7334-6012	1.0	.02
6SC-3	7334-60145	1.05	.02
6SC-3 XBULK	7334-6014	1.05	.02
6SC-4	7334-60155	1.15	.02
6SC-4 XBULK	7334-6015	1.15	.02
8PC-SC	7334-60315	1.18	.02
8SC-1 XBULK	7334-6031	1.18	.02
8SC-4	7334-60555	1.62	.02
8SC-4 XBULK	7334-6055	1.62	.02
10PC-SC	7334-60515	1.26	.03
10SC-1	7334-60545	1.40	.02
10SC-1 XBULK	7334-6054	1.40	.01
10SC-2 XBULK	7334-6051	1.26	.03
10SC-4 XBULK	7334-6056	2.37	.03
10SC-4	7334-60565	2.37	.03
12SC-1	7334-60755	1.62	.03
12SC-1 XBULK	7334-6075	1.62	.03
12SC-2	7334-60715	1.45	.03
12SC-2 XBULK	7334-6071	1.45	.03
12SC-4	7334-60575	1.87	.04
12SC-4 XBULK	7334-6057	1.87	.04
16SC-1	7334-60845	2.06	.04
16SC-1 XBULK	7334-6084	2.06	.04
16SC-4	7334-60585	1.40	.04
16SC-4 XBULK	7334-6058	1.40	.04

HOSE
HOSE/CPLG. SELECTION
G8K COUPLINGS
GLOBALSPIRAL COUPLINGS
PCM / PCS FERRULES
MEGACRIMP COUPLINGS
STAINLESS STEEL
POWER CRIMP COUPLINGS
LOC, GL AND GLP COUPLINGS
POLARSEAL COUPLINGS
POLARSEAL II COUPLINGS
C14 COUPLINGS
PCTS THERMOPLASTIC COUPLINGS
FIELD ATTACHABLE G1 & G2 COUPLINGS
FIELD ATTACHABLE C5 & C5E COUPLINGS
SURELOK AIR BRAKE COUPLINGS
ADAPTERS
QUICK DISCONNECT COUPLERS
LIVE SWIVEL
BALL VALVES
ACCESSORIES
EQUIPMENT AND PARTS

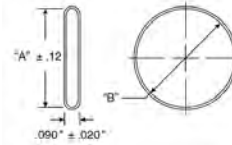
Nylon Protective Sleeve

Do not use the Nylon Sleeve where ambient temperatures exceed 250°F.

Description: Gates® Nylon Sleeves perform a dual role: (1) they provide excellent abrasion resistance to protect individual hose; and (2) they can be used to bundle several hose assemblies together for maximum protection. Downtime and maintenance costs are reduced. These Nylon Sleeves are unique because they form an extra protective layer against abrasive forces. Specifically, thousands of tiny Nylon filaments, woven into the texturized yarn, "friz" into a self-renewing shield that is extremely resistant to severe abrasion. This nylon sleeving has MSHA flame-resistance approval. Add 1/8" for installation.



Determining the Size of a Sleeve
 $B = \text{Nominal I.D.} \times 2 + 3.14$



Descr.	Prod. No.	A Inside Flat	B Sleeve I.D.	Weight (Lbs.)
		"	"	
HG-10	7277-1067	1.07	.68	.06
HG-14	7277-1010	1.42	.90	.04
HG-16	7277-1011	1.67	1.06	.05
HG-20	7277-1012	1.92	1.22	.06
HG-24	7277-1013	2.24	1.42	.06
HG-26	7277-1377	2.50	1.59	.07
HG-28	7277-1014	2.85	1.81	.08
HG-32	7277-1015	3.44	2.19	.10
HG-38	7277-1016	3.74	2.38	.10
HG-42	7277-1018	4.12	2.62	.09
HG-46	7277-1024	4.53	2.88	.10
HG-64	7277-1276	6.91	4.40	.21

NOTE: Be sure to heat the cut edges of the Nylon Hose Sleeve. You may have to use a banded clamp or nylon tie to fasten the sleeve securely.

HOSE

HOSE/CPLG. SELECTION

G8K COUPLINGS

GLOBALSPIRAL COUPLINGS

PCM / PCS FERRULES

MEGACRIMP COUPLINGS

STAINLESS STEEL

POWER CRIMP COUPLINGS

LOC. GL AND GLP COUPLINGS

POLARSEAL COUPLINGS

POLARSEAL II COUPLINGS

C14 COUPLINGS

PCTS THERMOPLASTIC COUPLINGS

FIELD ATTACHABLE G1 & G2 COUPLINGS

FIELD ATTACHABLE C5 & C5E COUPLINGS

SURELOK AIR BRAKE COUPLINGS

ADAPTERS

QUICK DISCONNECT COUPLERS

LIVE SWIVEL

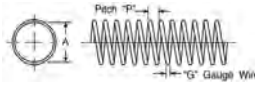
BALL VALVES

ACCESSORIES

EQUIPMENT AND PARTS

Plated Wire Spring Guards

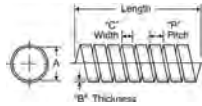
Description: For proper spring guard selection compare the outside diameter of the hose to the inside diameter of the spring guard. Allow 1/32" for installation.



Descr.	Prod. No.	A (+.015)	G	P	Weight (Lbs.)	
		"	"	"		
MEGACRIMP COUPLINGS	35/64" RSG-25FT	7277-0521	.550	14 (.080)	7/32	.16
	11/16" RSG-25FT	7277-0535	.682	16 (.065)	7/32	.41
	47/64" RSG-25FT	7277-0511	.738	14 (.080)	7/32	.22
STAINLESS STEEL	49/64" RSG-25FT	7277-0510	.676	14 (.080)	7/32	.19
	55/64" RSG-25FT	7277-0512	.852	14 (.080)	7/32	.23
	59/64" RSG-25FT	7277-0513	.915	14 (.080)	7/32	.27
POWER CRIMP COUPLINGS	63/64" RSG-25FT	7277-0514	.977	14 (.080)	7/32	.26
	1 3/64" RSG-25FT	7277-0515	1.040	14 (.080)	7/32	.30
	1 1/8" RSG-25FT	7277-0522	1.122	14 (.080)	7/32	.15
LOC, GL AND GLP COUPLINGS	1 9/32" RSG-25FT	7277-0516	1.278	11 (.120)	11/32	.50
	1 11/32" RSG-25FT	7277-0517	1.340	11 (.120)	11/32	.55
	1 37/64" RSG-25FT	7277-0518	1.578	11 (.120)	11/32	.65
POLARSEAL COUPLINGS	1 5/8" RSG-25FT	7277-0519	1.625	11 (.120)	11/32	.70
	1 27/32" RSG-10FT	7277-0524	1.847	14 (.080)	13/32	.35
POLARSEAL II COUPLINGS	2 7/64" RSG-7FT	7277-0523	2.112	14 (.080)	13/32	.30
	2 1/8" RSG-7FT	7277-0548	2.120	11 (.120)	11/32	.82

Plated Flat Armor Spring Guards

Description: For proper spring guard selection compare the outside diameter of the hose to the inside diameter of the spring guard. Allow 1/32" for installation.



Descr.	Prod. No.	A (+.015)	B	C	P	Weight (Lbs.)	
		"	"	"	"		
SURELOK AIR BRAKE COUPLINGS	35/64" FSG-25FT	7277-0500	.550	.019	3/8	1/2	.14
	39/64" FSG-25FT	7277-0533	.609	.032	1/4	3/8	.10
	21/32" FSG-25FT	7277-0501	.656	.019	3/8	1/2	.17
ADAPTERS	22/32" FSG-25FT	7277-0502	.719	.019	3/8	1/2	.14
	51/64" FSG-25FT	7277-0534	.797	.032	3/8	1/2	.22
	13/16" FSG-25FT	7277-0503	.812	.028	1/4	3/8	.20
QUICK DISCONNECT COUPLERS	7/8" FSG-25FT	7277-0504	.875	.028	1/2	5/8	.22
	61/64" FSG-25FT	7277-0505	.953	.028	1/2	5/8	.24
	1 3/32" FSG-25FT	7277-0530	1.093	.028	1/2	5/8	.20
LIVE SWIVEL	1 7/32" FSG-25FT	7277-0507	1.219	.028	1/2	5/8	.29
	1 9/32" FSG-25FT	7277-0508	1.281	.028	1/2	5/8	.32
	1 3/8" FSG-25FT	7277-0532	1.375	.028	1/2	5/8	.20
BALL VALVES	1 9/16" FSG-25FT	7277-0520	1.562	.028	1/2	5/8	.39
	1 5/8" FSG-25FT	7277-0509	1.625	.028	1/2	5/8	.40
ACCESSORIES	1 11/16" FSG-5FT	7277-0529	1.687	.028	1/2	5/8	.50
	1 51/64" FSG-15FT	7277-0525	1.797	.028	1/2	5/8	.52
	1 27/32" FSG-15FT	7277-0531	1.844	.028	1/2	5/8	.35
EQUIPMENT AND PARTS	1" FSG-25FT	7277-0506	1.000	.028	1/2	5/8	.25
	2 3/32" FSG-10FT	7277-0527	2.093	.028	1/2	5/8	.63
	2 11/32" FSG-5FT	7277-0528	2.343	.028	1/2	5/8	.63

Plated Flat Armor Spring Guards - Continued

Descr.	Prod. No.	A (+.015)	B	C	P	Weight (Lbs.)
		"	"	"	"	
2 7/8" FSG-5FT	7277-0526	2.875	.028	1/2	5/8	.65

Plastic Protective Coil Sleeves

Description: Economical, lightweight plastic sleeving protects hose from water, air, gasoline and hydraulic fluids. Effective temperature range from -40°F to +250°F (-40°C to +121°C).




Descr.	Prod. No.	A Coil I.D.	B Strip Width	Thickness	Weight (Lbs.)
		"	"	"	
1/4" CS1151-100FT	7277-1151	1/4	1/4	.040	.09
3/8" CS1152-100FT	7277-1152	3/8	1/4	.040	.09
1/2" CS1153-100FT	7277-1153	1/2	3/8	.070	.09
5/8" CS1154-50FT	7277-1154	5/8	3/8	.070	.09
3/4" CS1155-50FT	7277-1155	3/4	3/8	.070	.09
1 3/8" CS1157-25FT	7277-1157	1 3/8	5/8	.115	.09
1 7/8" CS1158-25FT	7277-1158	1 7/8	5/8	.115	.09
1" CS1156-50FT	7277-1156	1	5/8	.115	.55

- HOSE
- HOSE/CPLG. SELECTION
- G8K COUPLINGS
- GLOBAL SPIRAL COUPLINGS
- PCM / PCS FERRULES
- MEGACRIMP COUPLINGS
- STAINLESS STEEL
- POWER CRIMP COUPLINGS
- LOC. GL AND GLP COUPLINGS
- POLARSEAL COUPLINGS
- POLARSEAL II COUPLINGS
- C14 COUPLINGS
- PCTS THERMOPLASTIC COUPLINGS
- FIELD ATTACHABLE G1 & G2 COUPLINGS
- FIELD ATTACHABLE C5 & C5E COUPLINGS
- SURELOK AIR BRAKE COUPLINGS
- ADAPTERS
- QUICK DISCONNECT COUPLERS
- LIVE SWIVEL
- BALL VALVES
- ACCESSORIES
- EQUIPMENT AND PARTS

PolySleeve™ High Density Polyethylene Hose Wrap - Black

Description: Gates® PolySleeve™ is a spiral wrap designed to protect or bundle hose for appearance and safety. PolySleeve™ protects hose from chaffing, rubbing, crushing, ultraviolet rays and other hazards that cause hose failures. It can be an easy and economical way to protect equipment, reduce downtime, improve sighting and improve overall appearance. PolySleeve™ can be installed easily - even after the hose assembly or assemblies are in place. The edges are rounded, so installers won't cut their hands. Just wrap a section of Gates PolySleeve™ in the abrasion area or wrap it around any number of hose for better appearance or safety. It is offered in either black or yellow in a full range of sizes. This product is made of heavy-wall, high-density polyethylene (HDPE) and has a wide temperature range. At -40°F it starts to become somewhat brittle, and at 280°F it starts to become soft. After temperature is normalized, PolySleeve™ returns to its original state quickly. PolySleeve™ is made with an anti-static material, so it won't build up a static charge.

Features Advantages: Available in two colors (black and yellow), multiple sizes for individual hose or bundling. Comes with rounded edges both inside and out for added safety. Easy to install before or after assembly fabrication or installation. Effective temperature range from -40°F to 280°F (-40°C to 130°C). Guards against harsh environmental conditions for reduced downtime. Safe, affordable protection for hydraulic and pneumatic lines.



Descr.	Prod. No.	Coil I.D.	Fits Max. Hose O.D.	Fits Min. Hose O.D.	Wall Thickness	Width	Weight (Lbs.)
		"	"	"			
6PSB POLY SLEEVE	7277-1174	.38	.52	.38	.060	3/8	.04
8PSB POLY SLEEVE	7277-1175	.50	.64	.52	.070	9/16	.05
12PSB POLY SLEEVE	7277-1176	.63	.85	.63	.080	5/8	.07
16PSB POLY SLEEVE	7277-1177	.84	1.08	.86	.080	7/8	.09
20PSB POLY SLEEVE	7277-1178	1.06	1.35	1.10	.100	15/16	.11
24PSB POLY SLEEVE	7277-1179	1.34	1.74	1.36	.120	1 3/16	.16
28PSB POLY SLEEVE	7277-1180	1.73	2.18	1.75	.120	1 7/16	.27
36PSB POLY SLEEVE	7277-1181	2.17	2.61	2.19	.160	1 1/2	.41
44PSB POLY SLEEVE	7277-1182	2.60	3.11	2.62	.180	1 11/16	.55
48PSB POLY SLEEVE	7277-1183	3.10	3.95	3.12	.220	1 7/8	.78
56PSB POLY SLEEVE	7277-1184	3.90	4.25	3.95	.220	2 1/4	.99
72PSB POLY SLEEVE	7277-0001	4.33	12	4.35	.220	1 3/8	1.08


PolySleeve™ High Density Polyethylene Hose Wrap - Yellow

Descr.	Prod. No.	Coil I.D.	Fits Max. Hose O.D.	Fits Min. Hose O.D.	Wall Thickness	Width	Weight (Lbs.)
		"	"	"			
6PSY POLY SLEEVE	7277-1185	.38	.52	.38	.060	3/8	.04
8PSY POLY SLEEVE	7277-1186	.50	.64	.52	.070	9/16	.05
12PSY POLY SLEEVE	7277-1187	.63	.85	.63	.080	5/8	.07
16PSY POLY SLEEVE	7277-1188	.84	1.08	.86	.080	7/8	.09
20PSY POLY SLEEVE	7277-1189	1.06	1.35	1.10	.100	15/16	.11
24PSY POLY SLEEVE	7277-1190	1.34	1.74	1.36	.120	1 3/16	.18
28PSY POLY SLEEVE	7277-1191	1.73	2.18	1.75	.120	1 7/16	.25
36PSY POLY SLEEVE	7277-1192	2.17	2.61	2.19	.160	1 1/2	.41
44PSY POLY SLEEVE	7277-1193	2.60	3.11	2.62	.180	1 11/16	.55
48PSY POLY SLEEVE	7277-1194	3.10	3.95	3.12	.220	1 7/8	.71
56PSY POLY SLEEVE	7277-1195	3.90	4.25	3.95	.220	2 1/4	.96

HeatGuard® Protective Sheathing

Description: Best of all, HeatGuard can pay for itself in reduced replacement and maintenance costs. It is available in two grades - HeatGuard and HeatGuard Hi-Temp. Contact Hose Product Application for details. HeatGuard is a completely not-asbestos, heat-resistant, protective sleeving. It goes on easily over most hose and couplings, with only hose clamps or wire ties required for fastening. Nominal wall thickness - 0.135".

Temperature Range: HeatGuard coated fiberglass; meets SAE AS1072A specification; temperature range: -65°F to +500°F (-54°C to +260°C).




Descr.	Prod. No.	Inside Diameter	Weight (Lbs.)
		"	
HTG-4	7277-1571	.25	.07
HTG-5	7277-1572	.31	.07
HTG-6	7277-1573	.38	.09
HTG-7	7277-1574	.44	.09
HTG-8	7277-1575	.50	.10
HTG-9	7277-1576	.56	.10
HTG-10	7277-1577	.62	.11
HTG-11	7277-1578	.69	.12
HTG-12	7277-1579	.75	.13
HTG-13	7277-1580	.81	.13
HTG-14	7277-1581	.88	.14
HTG-15	7277-1582	.94	.15
HTG-16	7277-1196	1.00	.16
HTG-18	7277-1197	1.12	.18
HTG-20	7277-1583	1.25	.18
HTG-22	7277-1584	1.38	.22
HTG-24	7277-1585	1.50	.24
HTG-26	7277-1586	1.62	.25
HTG-28	7277-1587	1.75	.28
HTG-30	7277-1588	1.88	.28
HTG-32	7277-1589	2.00	.30
HTG-34	7277-1590	2.12	.33
HTG-36	7277-1591	2.25	.32
HTG-38	7277-1592	2.38	.36
HTG-40	7277-1593	2.50	.35
HTG-44	7277-1595	2.75	.41
HTG-56	7277-1600	3.00	.53
HTG-64	7277-1602	4.00	.55

HOSE
HOSE/CPLG. SELECTION
G8K COUPLINGS
GLOBAL SPIRAL COUPLINGS
PCM / PCS FERRULES
MEGACRIMP COUPLINGS
STAINLESS STEEL
POWER CRIMP COUPLINGS
LOC. GL AND GLP COUPLINGS
POLARSEAL COUPLINGS
POLARSEAL II COUPLINGS
C14 COUPLINGS
PCTS THERMOPLASTIC COUPLINGS
FIELD ATTACHABLE G1 & G2 COUPLINGS
FIELD ATTACHABLE C5 & C5E COUPLINGS
SURELOK AIR BRAKE COUPLINGS
ADAPTERS
QUICK DISCONNECT COUPLERS
LIVE SWIVEL
BALL VALVES
ACCESSORIES
EQUIPMENT AND PARTS

HeatGuard® High-Temp Protective Sheathing

Description: HeatGuard Hi-Temp is a completely not-asbestos, heat-resistant, protective sleeving. It goes on easily over most hose and couplings, with only hose clamps or wire ties required for fastening. Nominal wall thickness - 0.142". It is available in two grades - HeatGuard and HeatGuard Hi-Temp. Contact Hose Product Application for details.
It is available in two grades - HeatGuard and HeatGuard Hi-Temp. Contact Hose Product Application for details.

Temperature Range: HeatGuard Hi-Temp is braided, coated fiberglass; meets SAE AS1072E specification; temperature range: -65°F to +500°F (-54°C to +260°C) for continuous exposure, up to 2000°F (1093°C) for 15-20 minutes and up to 3000°F (1650°C) for 15-30 seconds.



Descr.	Prod. No.	Inside Diameter	Weight (Lbs.)
		"	
24-HTGH	7277-1611	1.50	.30
28-HTGH	7277-1612	1.75	.02
34-HTGH	7277-1613	2.12	.02
52-HTGH	7277-1616	3.25	.02

HeatGuard® Tape

Description: HeatGuard Tape is designed to provide a non-adhesive insulating wrap that can be used as a substitute for HeatGuard protective sheathing, offering resistance to molten metal splash, radiant heat, abrasion, corrosive atmosphere, moisture, chemicals, vibration and electricity. HeatGuard Tape is white knitted fiberglass yarn woven in a flat strip and coated on one side with iron oxide red silicone rubber with a nominal thickness of 0.147".

Temperature Range: Rated for 500°F (260°C) continuous exposure, up to 2000°F (1093°C) for 15-20 minutes and up to 3000°F (1650°C) for 15-30 seconds.



Descr.	Prod. No.	Weight (Lbs.)
HTG 3-INCH WIDE HEATGUARD TAPE	7277-0012	.04
HTG 4-INCH WIDE HEATGUARD TAPE	7277-0013	.05
HTG 5-INCH WIDE HEATGUARD TAPE	7277-0014	.06
HTG-1 INCH WIDE HEATGUARD TAPE	7277-0010	.05
HTG-2 INCH WIDE HEATGUARD TAPE	7277-0011	.03

HOSE
HOSE/CPLG. SELECTION
G8K COUPLINGS
GLOBALSPIRAL COUPLINGS
PCM / PCS FERRULES
MEGACRIMP COUPLINGS
STAINLESS STEEL
POWER CRIMP COUPLINGS
LOC, GL AND GLP COUPLINGS
POLARSEAL COUPLINGS
POLARSEAL II COUPLINGS
C14 COUPLINGS
PCTS THERMOPLASTIC COUPLINGS
FIELD ATTACHABLE G1 & G2 COUPLINGS
FIELD ATTACHABLE C5 & C5E COUPLINGS
SURELOK AIR BRAKE COUPLINGS
ADAPTERS
QUICK DISCONNECT COUPLERS
LIVE SWIVEL
BALL VALVES
ACCESSORIES
EQUIPMENT AND PARTS

Vinyl Bend Restrictor - Red

Description: Gates® tapered PVC sleeve reduces bending stress in the hose near the coupling to prevent damage, such as in power wash applications. Installed during hose assembly, this smoothly-finished product withstands temperatures from -40°F to +200°F (-40°C to +93°C).

Features Advantages: Friction Fit; no adhesives or clamps required to hold bend restrictor in place on hose assembly. Saves assembly cost. Smooth finish will not scratch finish on equipment being washed. Attractive appearance enhances look of quality. Tapered design reduces bending stress neat the hose-coupling junction so extra long, more trouble-free hose life can be expected. Wide temperature helps give extra long service life for both hot and cold power wash assemblies.

Descr.	Prod. No.	Inside Diameter	Length	Hose Size and Type	Weight (Lbs.)
		"	"		
HBR1097	7277-10975	.76	7.00	6G2	.14
HBR1097 XBULK	7277-1097	.76	7.00	6G2	.14
HBR1098	7277-10985	.91	7.00	8PC2500	.11
HBR1098 XBULK	7277-1098	.91	7.00	8PC2500	.20

Vinyl Bend Restrictor - Black

Description: Gates® tapered PVC sleeve reduces bending stress in the hose near the coupling to prevent damage, such as in power wash applications. Installed during hose assembly, this smoothly-finished product withstands temperatures from -40°F to +200°F (-40°C to +93°C).

Features Advantages: Friction Fit; no adhesives or clamps required to hold bend restrictor in place on hose assembly. Saves assembly cost. Smooth finish will not scratch finish on equipment being washed. Attractive appearance enhances look of quality. Tapered design reduces bending stress neat the hose-coupling junction so extra long, more trouble-free hose life can be expected. Wide temperature helps give extra long service life for both hot and cold power wash assemblies.



Descr.	Prod. No.	Inside Diameter	Length	Hose Size and Type	Weight (Lbs.)
		"	"		
HBR1050	7277-10505	.63	5.5	4G1, 4G1H, 4G2, 4M3K, 4M2T, 4PC3500	.10
HBR1050 XBULK	7277-1050	.63	5.5	4G1, 4G1H, 4G2, 4M3K, 4M2T, 4PC3500	.10
HBR1051	7277-10515	.73	6.0	6G1, 6G1H, 6M3K, 6M2T, 6PC3000, 6PC4000, 4PC6000	.13
HBR1051 XBULK	7277-1051	.73	6.0	6G1, 6G1H, 6M3K, 6M2T, 6PC3000, 6PC4000, 4PC6000	.08
HBR1052	7277-10525	.84	7.00	8G1, 8G1H, 6PC5000	.16
HBR1052 XBULK	7277-1052	.84	7.00	8G1, 8G1H, 6PC5000	.16
HBR1053	7277-10535	1.00	8.0	10G1, 10G1H, 10M2T	.26
HBR1053 XBULK	7277-1053	1.00	8.0	10G1, 10G1H, 10M2T	.26
HBR1054	7277-10545	.77	7.00	6G2	.14
HBR1054 XBULK	7277-1054	.77	7.00	6G2	.14
HBR1055	7277-10555	.53	5.3	4TH7/4TH7NC	.07
HBR1055 XBULK	7277-1055	.53	5.3	4TH7/4TH7NC	.02
HBR1056	7277-10905	.91	7.00	8PC2500	.02

HOSE
HOSE/CPLG. SELECTION
G8K COUPLINGS
GLOBAL SPIRAL COUPLINGS
PCM / PCS FERRULES
MEGACRIMP COUPLINGS
STAINLESS STEEL
POWER CRIMP COUPLINGS
LOC. GL AND GLP COUPLINGS
POLARSEAL COUPLINGS
POLARSEAL II COUPLINGS
C14 COUPLINGS
PCTS THERMOPLASTIC COUPLINGS
FIELD ATTACHABLE G1 & G2 COUPLINGS
FIELD ATTACHABLE C5 & C5E COUPLINGS
SURELOK AIR BRAKE COUPLINGS
ADAPTERS
QUICK DISCONNECT COUPLERS
LIVE SWIVEL
BALL VALVES
ACCESSORIES
EQUIPMENT AND PARTS

Flange Fittings

HOSE

HOSE/CPLG.
SELECTION

G8K COUPLINGS

GLOBALSPIRAL
COUPLINGS

PCM / PCS
FERRULES

MEGACRIMP
COUPLINGS

STAINLESS
STEEL

POWER CRIMP
COUPLINGS

LOC. GL AND GLP
COUPLINGS

POLARSEAL
COUPLINGS

POLARSEAL II
COUPLINGS

C14 COUPLINGS

PCTS
THERMOPLASTIC
COUPLINGS

FIELD
ATTACHABLE G1
& G2 COUPLINGS

FIELD
ATTACHABLE C5
& C5E
COUPLINGS

SURELOK AIR
BRAKE
COUPLINGS

ADAPTERS

QUICK
DISCONNECT
COUPLERS

LIVE SWIVEL

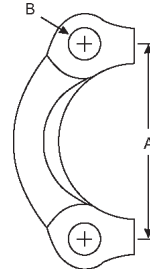
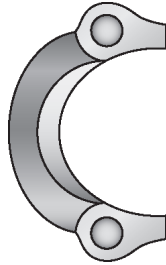
BALL VALVES

ACCESSORIES

EQUIPMENT AND
PARTS

Flange Half Sets (Code 61 - SAE J518)

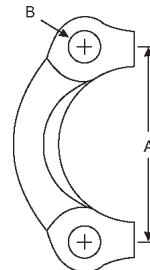
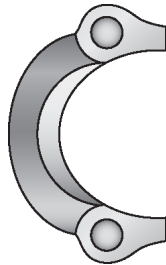
Each set contains 2 flange halves, 1 O-Ring and 4 bolts (Grade 8) with lock washers.



Descr.	Prod. No.	Nom. Flg. Size	A	B	Weight (Lbs.)
		"	"	"	
8CFHS	7253-07015	1/2	1.50	.34	.40
12CFHS	7253-07025	3/4	1.88	.41	.60
16CFHS	7253-07035	1	2.06	.41	.72
20CFHS	7253-07045	1 1/4	2.31	.47	1.10
24CFHS	7253-07055	1 1/2	2.75	.53	2.48
32CFHS	7253-07065	2	3.06	.53	1.64
40CFHS	7253-01305	2 1/2	3.50	.54	2.50
48CFHS	7253-01315	3	4.19	.66	4.00
56CFHS	7253-01325	3 1/2	4.75	.66	4.00
64CFHS	7253-01335	4	4.75	.66	4.75

Flange Half Sets (Code 62 - SAE J518)

Each set contains 2 flange halves, 1 O-Ring and 4 bolts (Grade 8) with lock washers.



Descr.	Prod. No.	Nom. Flg. Size	A	B	Weight (Lbs.)
		"	"	"	
8FHHS	7253-09775	1/2	1.55	.34	.03
12FHHS	7253-09785	3/4	2.00	.41	.95
16FHHS	7253-09795	1	2.25	.47	1.60
20FHHS	7253-09805	1 1/4	2.63	.53	2.50
24FHHS	7253-09815	1 1/2	3.13	.66	4.40
32FHHS	7253-09825	2	3.81	.78	6.87

Caterpillar-Style Flange Half Sets

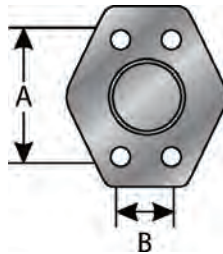
Each set contains 2 flange halves, 1 O-Ring and 4 bolts (Grade 8) with lock washers.



Descr.	Prod. No.	Nom. Flg. Size	A	B	Weight (Lbs.)
		"	"	"	
12CATFHS	7253-37025	3/4	2.00	.41	1.51
16CATFHS	7253-37035	1	2.25	.47	1.20
20CATFHS	7253-37045	1 1/4	2.63	.53	1.80
24CATFHS	7253-37055	1 1/2	3.13	.66	4.25
32CATFHS	7253-37065	2	3.81	.78	6.80

Code 61 Flange Cap

For maintenance use only. Not to be used under pressure.



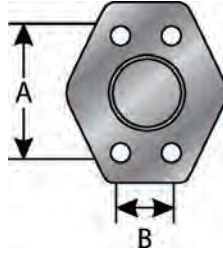
Descr.	Prod. No.	Nom. Flg. Size	A	B	Weight (Lbs.)
		"	"	"	
12FL-CAP	7253-66115	3/4	1.88	.41	.50
16FL-CAP	7253-66125	1	2.06	.41	.55
20FL-CAP	7253-66135	1 1/4	2.31	.47	.80
24FL-CAP	7253-66145	1 1/2	2.75	.53	1.10
32FL-CAP	7253-66155	2	3.06	.53	1.40

- HOSE
- HOSE/CPLG. SELECTION
- G8K COUPLINGS
- GLOBALSPIRAL COUPLINGS
- PCM / PCS FERRULES
- MEGACRIMP COUPLINGS
- STAINLESS STEEL
- POWER CRIMP COUPLINGS
- LOC. GL AND GLP COUPLINGS
- POLARSEAL COUPLINGS
- POLARSEAL II COUPLINGS
- C14 COUPLINGS
- PCTS THERMOPLASTIC COUPLINGS
- FIELD ATTACHABLE G1 & G2 COUPLINGS
- FIELD ATTACHABLE C5 & C5E COUPLINGS
- SURELOK AIR BRAKE COUPLINGS
- ADAPTERS
- QUICK DISCONNECT COUPLERS
- LIVE SWIVEL
- BALL VALVES
- ACCESSORIES
- EQUIPMENT AND PARTS

Flange Fittings

Code 62 Flange Cap

For maintenance use only. Not to be used under pressure.



Descr.	Prod. No.	Nom. Flg. Size	A	B	Weight (Lbs.)
		"	"	"	
12FLH-CAP	7253-66165	3/4	2.00	.41	.65
16FLH-CAP	7253-66175	1	2.25	.47	.80
20FLH-CAP	7253-66185	1 1/4	2.63	.53	1.10
24FLH-CAP	7253-66195	1 1/2	3.13	.66	1.80
32FLH-CAP	7253-66205	2	3.81	.78	2.60

O-Rings

O-Rings for Code 61, Code 62, and Caterpillar-Style Flange Fittings

90 Durometer Hardness.



Descr.	Prod. No.	Inside Diameter	Wall	Weight (Lbs.)
		"	"	
8 FLANGE O-RING	7254-0001	3/4	.139	.02
10 FLANGE O-RING	7254-0142	55/64	.139	.03
12 FLANGE O-RING	7254-0007	1.00	.139	.02
16 FLANGE O-RING	7254-0009	1 5/16	.139	.02
20 FLANGE O-RING	7254-0011	1 1/2	.139	.02
24 FLANGE O-RING	7254-0013	1 7/8	.139	.02
32 FLANGE O-RING	7254-0015	2 1/4	.139	.02
40 FLANGE O-RING	7254-0133	2 3/4	.139	.05
48 FLANGE O-RING	7254-0134	3 3/8	.139	.05
56 FLANGE O-RING	7254-0135	3 7/8	.139	.05
64 FLANGE O-RING	7254-0136	4 3/8	.139	.15

O-Rings for Straight Thread Boss Fittings

90 Durometer Hardness.



Descr.	Prod. No.	Inside Diameter	Wall	Weight (Lbs.)
		"	"	
3 O-RING	7254-0003	19/64	1/16	.02
4 O-RING	7254-0004	11/32	5/64	.01
5 O-RING	7254-0005	13/32	5/64	.02
6 O-RING	7254-0006	15/32	5/64	.01
8 O-RING	7254-0008	41/64	3/32	.01
10 O-RING	7254-0010	3/4	3/32	.02
12 O-RING	7254-0012	59/64	7/64	.01
14 O-RING	7254-0014	1 3/64	7/64	.02
16 O-RING	7254-0016	1 11/64	7/64	.02
20 O-RING	7254-0020	1 15/32	7/64	.02

HOSE

HOSE/CPLG.
SELECTION

G8K COUPLINGS

GLOBAL SPIRAL
COUPLINGS

PCM / PCS
FERRULES

MEGACRIMP
COUPLINGS

STAINLESS
STEEL

POWER CRIMP
COUPLINGS

LOC. GL AND GLP
COUPLINGS

POLARSEAL
COUPLINGS

POLARSEAL II
COUPLINGS

C14 COUPLINGS

PCTS
THERMOPLASTIC
COUPLINGS

FIELD
ATTACHABLE G1
& G2 COUPLINGS

FIELD
ATTACHABLE C5
& C5E
COUPLINGS

SURELOK AIR
BRAKE
COUPLINGS

ADAPTERS

QUICK
DISCONNECT
COUPLERS

LIVE SWIVEL

BALL VALVES

ACCESSORIES

EQUIPMENT AND
PARTS

O-Rings

O-Rings for Flat-Face Fittings

90 Durometer Hardness.

Caution: DO NOT USE these O-Rings with phosphate esters, diesters or phosphate ester emulsion hydraulic fluids. Instead, use O-Rings made of Viton, EPDM or CPE polymers or other materials compatible with the fluids.

These O-Rings are compounded from a Nitrile polymer for use with petroleum-base hydraulic fluids, water and glycol and oil-water emulsions.



Descr.	Prod. No.	Reference Coupling	Arp. No.	Weight (Lbs.)
		"		
4 O-RING FF	7254-0125	1/4	011	.01
6 O-RING FF	7254-0126	3/8	012	.01
8 O-RING FF	7254-0127	1/2	014	.01
10 O-RING FF	7254-0128	5/8	016	.01
12 O-RING FF	7254-0129	3/4	018	.01
16 O-RING FF	7254-0130	1	021	.01
20 O-RING FF	7254-0131	1 1/4	025	.01
24 O-RING FF	7254-0132	1 1/2	029	.04

NOTE: Standard O-Ring number.

O-Rings for British Standard Parallel Pipe (BSPP Couplings)

70 Durometer Hardness.



Descr.	Prod. No.	Inside Diameter	Wall	Weight (Lbs.)
		mm	mm	
4 O-RING FBSPP	7254-1166	5.5	1.0	.01
6 O-RING FBSPP	7254-1154	7.1	1.6	.01
8 O-RING FBSPP	7254-1157	11.1	1.6	.01
10 O-RING FBSPP	7254-1159	12.1	1.6	.01
12 O-RING FBSPP	7254-1162	15.1	1.6	.01
16 O-RING FBSPP	7254-1164	20.1	1.6	.01
20 O-RING FBSPP	7254-1165	27.1	1.6	.01

HOSE

HOSE/CPLG.
SELECTION

G8K COUPLINGS

GLOBALSPIRAL
COUPLINGS

PCM / PCS
FERRULES

MEGACRIMP
COUPLINGS

STAINLESS
STEEL

POWER CRIMP
COUPLINGS

LOC, GL AND GLP
COUPLINGS

POLARSEAL
COUPLINGS

POLARSEAL II
COUPLINGS

C14 COUPLINGS

PCTS
THERMOPLASTIC
COUPLINGS

FIELD
ATTACHABLE G1
& G2 COUPLINGS

FIELD
ATTACHABLE C5
& C5E
COUPLINGS

SURELOK AIR
BRAKE
COUPLINGS

ADAPTERS

QUICK
DISCONNECT
COUPLERS

LIVE SWIVEL

BALL VALVES

ACCESSORIES

EQUIPMENT AND
PARTS

O-Rings

O-Rings for DIN Heavy Series (PC, PCM & PCS Couplings)

70 Durometer Hardness.



Descr.	Prod. No.	Inside Diameter	Wall	Weight (Lbs.)
		mm	mm	
8 O-RING DIN H	7254-0154	6.0	1.5	.01
10 O-RING DIN H	7254-0151	7.1	1.6	.01
12 O-RING DIN H	7254-0153	9.1	1.6	.11
14 O-RING DIN H	7254-0150	10.5	1.8	.01
16 O-RING DIN H	7254-0149	11.9	1.8	.01
20 O-RING DIN H	7254-0152	16.6	2.4	.01
25 O-RING DIN H	7254-0144	21.6	2.4	.02
30 O-RING DIN H	7254-0146	27.6	2.4	.02
38 O-RING DIN H	7254-0145	34.6	2.4	.02

O-Rings for DIN Light & Heavy Series (MegaCrimp® and GlobalSpiral™ Couplings)

70 Durometer Hardness.



Descr.	Prod. No.	Inside Diameter	Wall	Weight (Lbs.)
		mm	mm	
15/16 O-RING DIN L/H	7254-0200	12.0	2.0	.01
6 O-RING DIN H	7254-0206	4.0	1.5	.01
8 O-RING DIN H	7254-0207	6.0	1.5	.01
10 O-RING DIN H	7254-0208	7.5	1.5	.01
12 O-RING DIN H	7254-0209	9.0	1.5	.01
14 O-RING DIN H	7254-1132	10.0	2.0	.01
18 O-RING DIN L	7254-0201	15.0	2.0	.01
20 O-RING DIN H	7254-0210	16.3	2.4	.01
22 O-RING DIN L	7254-0202	20.0	2.0	.01
25 O-RING DIN H	7254-0211	20.3	2.4	.01
28 O-RING DIN L	7254-0203	26.0	2.0	.01
30 O-RING DIN H	7254-0212	25.3	2.4	.02
35 O-RING DIN L	7254-0204	32.0	2.5	.01
38 O-RING DIN H	7254-0213	33.3	2.4	.02
42 O-RING DIN L	7254-0205	38.0	2.5	.02

HOSE

HOSE/CPLG. SELECTION

G8K COUPLINGS

GLOBALSPIRAL COUPLINGS

PCM / PCS FERRULES

MEGACRIMP COUPLINGS

STAINLESS STEEL

POWER CRIMP COUPLINGS

LOC. GL AND GLP COUPLINGS

POLARSEAL COUPLINGS

POLARSEAL II COUPLINGS

C14 COUPLINGS

PCTS THERMOPLASTIC COUPLINGS

FIELD ATTACHABLE G1 & G2 COUPLINGS

FIELD ATTACHABLE C5 & C5E COUPLINGS

SURELOK AIR BRAKE COUPLINGS

ADAPTERS

QUICK DISCONNECT COUPLERS

LIVE SWIVEL

BALL VALVES

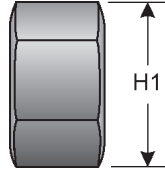
ACCESSORIES


EQUIPMENT AND PARTS

Tube Nuts and Sleeves

Tube Sleeve Nut

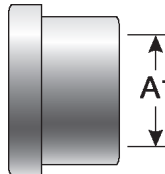
For use up to SAE 100R2 maximum working pressure.



Descr.	Prod. No.	A1		H1	Weight (Lbs.)	
		"	"	"		
2TSN	7259-06805	1/8	5/16-24	3/8	.01	
STAINLESS STEEL	3TSN	7259-78295	3/16	3/8-24	1/4	.11
	4TSN	7259-01105	1/4	7/16-20	9/16	.02
	5TSN	7259-01115	5/16	1/2-20	5/8	.03
POWER CRIMP COUPLINGS	6TSN	7259-01125	3/8	9/16-18	11/16	.04
	8TSN	7259-01135	1/2	3/4-16	7/8	.07
	10TSN	7259-01145	5/8	7/8-14	1	.09
LOC, GL AND GLP COUPLINGS	12TSN	7259-01155	3/4	1 1/16-12	1 1/4	.17
	14TSN	7259-01165	7/8	1 3/16-12	1 3/8	.20
	16TSN	7259-01175	1	1 5/16-12	1 1/2	.22
POLARSEAL COUPLINGS	20TSN	7259-01185	1 1/4	1 5/8-12	2	.55
	32TSN	7259-09055	2	2 1/2-12	2 7/8	1.19

Tube Sleeve

For use up to SAE 100R2 maximum working pressure.



Descr.	Prod. No.	A1	Weight (Lbs.)	
		"		
3TS	7259-78275	3/16	.10	
4TS	7259-23905	1/4	.10	
5TS	7259-23915	5/16	.10	
6TS	7259-23925	3/8	.03	
8TS	7259-23935	1/2	.10	
ADAPTERS	10TS	7259-23945	5/8	.02
	12TS	7259-23955	3/4	.04
	14TS	7259-23965	7/8	.03
QUICK DISCONNECT COUPLERS	16TS	7259-23975	1	.04
	20TS	7259-23985	1 1/4	.05
	24TS	7259-23995	1 1/2	.14
LIVE SWIVEL	32TS	7259-24005	2	.27

HOSE

HOSE/CPLG. SELECTION

G8K COUPLINGS

GLOBALSPIRAL COUPLINGS

PCM / PCS FERRULES

MEGACRIMP COUPLINGS

STAINLESS STEEL

POWER CRIMP COUPLINGS

LOC, GL AND GLP COUPLINGS

POLARSEAL COUPLINGS

POLARSEAL II COUPLINGS

C14 COUPLINGS

PCTS THERMOPLASTIC COUPLINGS

FIELD ATTACHABLE G1 & G2 COUPLINGS

FIELD ATTACHABLE C5 & C5E COUPLINGS

SURELOK AIR BRAKE COUPLINGS

ADAPTERS

QUICK DISCONNECT COUPLERS

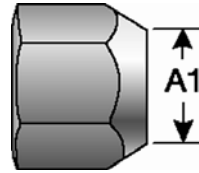
LIVE SWIVEL


BALL VALVES

ACCESSORIES

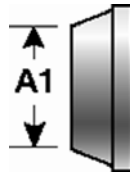
EQUIPMENT AND PARTS

Female Flareless Nut



Descr.	Prod. No.	A1		H1	Weight (Lbs.)
		"	"	"	
4FFN	7334-40495	1/4	7/16-20	9/16	.30
5FFN	7334-40505	5/16	1/2-20	5/8	.30
6FFN	7334-40515	3/8	9/16-18	11/16	.30
8FFN	7334-40425	1/2	3/4-16	7/8	.30
10FFN	7334-40525	5/8	7/8-14	1	.30
12FFN	7334-40535	3/4	1 1/16-12	1 1/4	.30
16FFN	7334-40545	1	1 5/16-12	1 1/2	.30

Female Flareless Sleeve




Descr.	Prod. No.	A1	Weight (Lbs.)
		"	
4FFS	7334-40555	1/4	.03
5FFS	7334-40565	5/16	.30
6FFS	7334-40575	3/8	.30
8FFS	7334-40435	1/2	.05
10FFS	7334-40585	5/8	.30
12FFS	7334-40595	3/4	.30
16FFS	7334-40605	1	.30

Locknuts for Bulkhead Fittings

For use up to SAE 100R2 maximum working pressure.

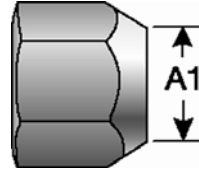



Descr.	Prod. No.		H1	Weight (Lbs.)
		"	"	
5LN	7253-24615	1/2-20	3/4	.10
8LN-SH	7259-24635	3/4-16	1	.10
16LN-SH	7259-24665	1 5/16-12	1 5/8	.10

- HOSE
- HOSE/CPLG. SELECTION
- G8K COUPLINGS
- GLOBALSPIRAL COUPLINGS
- PCM / PCS FERRULES
- MEGACRIMP COUPLINGS
- STAINLESS STEEL
- POWER CRIMP COUPLINGS
- LOC. GL AND GLP COUPLINGS
- POLARSEAL COUPLINGS
- POLARSEAL II COUPLINGS
- C14 COUPLINGS
- PCTS THERMOPLASTIC COUPLINGS
- FIELD ATTACHABLE G1 & G2 COUPLINGS
- FIELD ATTACHABLE C5 & C5E COUPLINGS
- SURELOK AIR BRAKE COUPLINGS
- ADAPTERS
- QUICK DISCONNECT COUPLERS
- LIVE SWIVEL
- BALL VALVES
- ACCESSORIES
- EQUIPMENT AND PARTS

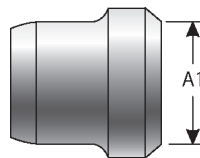
Tube Nuts and Sleeves

Metric Bite Nut



Descr.	Prod. No.		A1	Weight (Lbs.)
		"	mm	
6MNH	7253-27115	M14X1.5	6.0	.05
6MNL	7253-27105	M12X1.5	6.0	.13
8MNH	7253-27135	M16X1.5	8.0	.04
8MNL	7253-27125	M14X1.5	8.0	.03
10MNH	7253-27155	M18X1.5	10.0	.10
10MNL	7253-27145	M16X1.5	10.0	.05
12MNH	7253-27175	M20X1.5	12.0	.10
12MNL	7253-27165	M18X1.5	12.0	.05
14MNH	7253-27195	M22X1.5	14.0	.10
15MNL	7253-27185	M22X1.5	15.0	.05
16MNH	7253-27205	M24X1.5	16.0	.02
18MNL	7253-27215	M26X1.5	18.0	.15
20MNH	7253-27225	M30X1.5	20.0	.25
22MNL	7253-27235	M30X1.5	22.0	.20
25MNH	7253-27245	M36X1.5	25.0	.46
28MNL	7253-27255	M36X1.5	28.0	.20
30MNH	7253-27265	M42X1.5	30.0	.47
35MNL	7253-27275	M45X1.5	35.0	.30
38MNH	7253-27285	M52X1.5	38.0	.70
42MNL	7253-27295	M52X1.5	42.0	.48

Metric Bite Sleeve



Descr.	Prod. No.	A1	Weight (Lbs.)
		mm	
6BS	7253-26815	6.0	.01
8BS	7253-26835	8.0	.23
10BS	7253-26855	10.0	.02
12BS	7253-26875	12.0	.01
14BS	7253-26895	14.0	.32
15BS	7253-26905	15.0	.01
16BS	7253-26915	16.0	.36
18BS	7253-26925	18.0	.02
20BS	7253-26935	20.0	.02
22BS	7253-26945	22.0	.02
25BS	7253-26955	25.0	.03
28BS	7253-26965	28.0	.48
30BS	7253-26975	30.0	.03
35BS	7253-26985	35.0	.05

Metric Bite Sleeve - Continued

Descr.	Prod. No.	A1	Weight (Lbs.)
		mm	
38BS	7253-26995	38.0	.06
42BS	7253-27005	42.0	.06

HOSE
HOSE/CPLG. SELECTION
G8K COUPLINGS
GLOBALSPIRAL COUPLINGS
PCM / PCS FERRULES
MEGACRIMP COUPLINGS
STAINLESS STEEL
POWER CRIMP COUPLINGS
LOC. GL AND GLP COUPLINGS
POLARSEAL COUPLINGS
POLARSEAL II COUPLINGS
C14 COUPLINGS
PCTS THERMOPLASTIC COUPLINGS
FIELD ATTACHABLE G1 & G2 COUPLINGS
FIELD ATTACHABLE C5 & C5E COUPLINGS
SURELOK AIR BRAKE COUPLINGS
ADAPTERS
QUICK DISCONNECT COUPLERS
LIVE SWIVEL
BALL VALVES
ACCESSORIES
EQUIPMENT AND PARTS

Diagnostic Equipment

HOSE
HOSE/CPLG. SELECTION
G8K COUPLINGS
GLOBALSPIRAL COUPLINGS
PCM / PCS FERRULES
MEGACRIMP COUPLINGS
STAINLESS STEEL
POWER CRIMP COUPLINGS
LOC, GL AND GLP COUPLINGS
POLARSEAL COUPLINGS
POLARSEAL II COUPLINGS
C14 COUPLINGS
PCTS THERMOPLASTIC COUPLINGS
FIELD ATTACHABLE G1 & G2 COUPLINGS
FIELD ATTACHABLE C5 & C5E COUPLINGS
SURELOK AIR BRAKE COUPLINGS
ADAPTERS
QUICK DISCONNECT COUPLERS
LIVE SWIVEL
BALL VALVES
ACCESSORIES
EQUIPMENT AND PARTS

Descr.	Prod. No.	Weight (Lbs.)
RFID BAND TAG - ORANGE	7485-2110	.01
RFID KEY TAG - ORANGE	7485-2120	.07
RFID LANYARD TAG 12 IN ORANGE	7485-2130	.06
RFID LANYARD TAG 24 IN. - ORANGE	7485-2140	.07
RFID LANYARD TAG 36 IN ORANGE	7485-2150	.06

MobileCrimp® 4-20 Crimper

Digital Dial Control - Just dial in appropriate crimp setting and hold the start button until light comes on and buzzer sounds, then release. Ability to lock-in setting for multiple assemblies. Light and buzzer operate on two "AAA" batteries.
Positive Stop Control - No settings necessary since color-coded spacer rings control the crimp. Just hold the start button until the ram extends to a fixed "Stop" for each crimp, then release. Controlled crimp stroke for ease of repeatability.
 This lightweight, versatile crimper is powerful enough to crimp up to 1 1/4" four spiral-wire hose. Weighing approximately 70 pounds, this new field crimper combines the latest crimping technology with old-fashioned toughness and durability.



Features Advantages:

- Great for jobs in the field.
- Portable and lightweight.
- Powerful enough to crimp up to 1 1/4" I.D. four spiral-wire hose.
- The latest in high tech crimping.

Product Number	Description	Weight (Lbs.)
7480-0051	Digital Dial Crimper	78.00

MobileCrimp® 4-20 Pumps

Wide selection of pumps to match all your power needs.

Features Advantages:

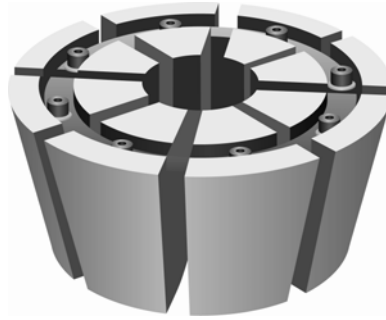
- 7481-0002 - Shop Air Pump - Works off standard shop air (90 psi). Economical, convenient and versatile for use wherever 90 psi compressed air is available.
- 7481-0006 - Hand Pump - No power source needed. Economical, convenient and portable for use anywhere. Make factory-quality assemblies in the field to minimize downtime.
- 7481-0034 - 1/2 HP 115 Volt AC Pump - Medium speed. Economical. Recommended for a stationary or mobile application.
- 7481-0035 - 1 1/2 HP 115 Volt AC Pump - High speed. Recommended for stationary applications only.
- 7481-0037 - 1/4 HP 12 Volt DC Pump - Mobile operation, runs on standard 12 volt car/truck battery or a 12 volt portable battery pack. Ideal for tough jobs in the field.



Product Number	Description	Weight (Lbs.)
7481-0002	Shop Air Pump	10.00
7481-0006	2 Stage Hand Pump	12.00
7481-0034	1/2HP, 115V, AC Pump	32.00
7481-0035	1 1/2HP, 115V, AC Pump	108.00
7481-0037	1/4HP, 12V, DC Pump	20.00

HOSE
HOSE/CPLG. SELECTION
G8K COUPLINGS
GLOBAL SPIRAL COUPLINGS
PCM / PCS FERRULES
MEGACRIMP COUPLINGS
STAINLESS STEEL
POWER CRIMP COUPLINGS
LOC. GL AND GLP COUPLINGS
POLARSEAL COUPLINGS
POLARSEAL II COUPLINGS
C14 COUPLINGS
PCTS THERMOPLASTIC COUPLINGS
FIELD ATTACHABLE G1 & G2 COUPLINGS
FIELD ATTACHABLE C5 & C5E COUPLINGS
SURELOK AIR BRAKE COUPLINGS
ADAPTERS
QUICK DISCONNECT COUPLERS
LIVE SWIVEL
BALL VALVES
ACCESSORIES
EQUIPMENT AND PARTS

MobileCrimp® 4-20 Dies



Product Number	Description	Weight (Lbs.)
7482-0981	Die Set (MCC3) for Clamp Collars	7.20
7482-0982	Die Set (MCC4) for Clamp Collars	7.02
7482-1131	Die Set (MC31)	8.50
7482-1132	Die Set (MC32)	8.50
7482-1133	Die Set (MC33)	8.50
7482-1134	Die Set (MC34)	8.50
7482-1135	Die Set (MC35)	8.50
7482-1136	Die Set (MC36)	8.50
7482-1137	Die Set (MC37)	7.70
7482-1138	Die Set (MC38)	8.50
7482-1139	Die Set (MC39)	8.50
7482-1140	Die Set (MC40) for 6AC	8.50
7482-1141	Die Set (MC41) for 8AC	8.50
7482-1142	Die Set (MC42) for 10AC	8.50
7482-1143	Die Set (MC43) for 12AC	8.50
7482-1144	Die Set (MC44) for Power Steering	8.50
7482-1145	Die Set (MC45) for Grease Fitting	8.50
7482-1220	Die Set (MC21)	7.65
7482-1221	Die Set (MC22)	7.55
7482-1273	Die Set (MC47)	7.65
7482-1344	Die Set (MC71)	7.20
7482-1357	Die Set (MC74)	7.00
7482-1358	Die Set (MC75)	7.20
7482-1400	Die Set (MC20)	7.75

HOSE
HOSE/CPLG. SELECTION
G8K COUPLINGS
GLOBALSPIRAL COUPLINGS
PCM / PCS FERRULES
MEGACRIMP COUPLINGS
STAINLESS STEEL
POWER CRIMP COUPLINGS
LOC, GL AND GLP COUPLINGS
POLARSEAL COUPLINGS
POLARSEAL II COUPLINGS
C14 COUPLINGS
PCTS THERMOPLASTIC COUPLINGS
FIELD ATTACHABLE G1 & G2 COUPLINGS
FIELD ATTACHABLE C5 & C5E COUPLINGS
SURELOK AIR BRAKE COUPLINGS
ADAPTERS
QUICK DISCONNECT COUPLERS
LIVE SWIVEL
BALL VALVES
ACCESSORIES
EQUIPMENT AND PARTS

MobileCrimp® 4-20 Parts



Product Number	Description	Weight (Lbs.)
3663-6922	8' Hose Assy MC4-20	3.40
7482-1000	Magnet for Handling Die Sets	1.50
7482-1005	Stand	3.75
7482-1006	Pivot Spacer	.20
7482-1009	Stand Clamp	.20
7482-1012	Pivot Knob	.05
7482-1013	Positive Stop Pressure Plate	3.50
7482-1015	DD Computer Pressure Plate	3.25
7482-1016	Computer Crimp Control Box	3.75
7482-1027	Rubber Die Ring	.01
7482-1036	Pusher	5.75
7482-1037	Cover Plate	.75
7482-1041	Seal Kit Includes: Seal, Washer and Backup Ring	.10
7482-1098	Computer Cable	.10
7482-1099	Computer Power Module	1.75
7482-1100	Digital Dial Assy. Kit (To Upgrade PS)	6.80
7482-1117	Ball Plunger for Top of Cylinder	.05
7482-1147	Spring	.01
7482-1148	Die Link	.02
7482-1149	Shoulder Screws	.01
7482-1157	Slydring for Piston	.14
7482-1163	Tall Handle for DD	.74
7482-1164	Locking Pin	.10
7482-1165	Chain for Locking Pin	.06
7482-1168	Cable Assy. for DD	.12
7482-1170	DD Top Mt Contrl Kit (side to top mount)	4.35
7482-1171	DD Controller Top Mount	2.54
7482-1190	Retaining Ring for Piston	1.55

HOSE
HOSE/CPLG. SELECTION
G8K COUPLINGS
GLOBALSPIRAL COUPLINGS
PCM / PCS FERRULES
MEGACRIMP COUPLINGS
STAINLESS STEEL
POWER CRIMP COUPLINGS
LOC. GL AND GLP COUPLINGS
POLARSEAL COUPLINGS
POLARSEAL II COUPLINGS
C14 COUPLINGS
PCTS THERMOPLASTIC COUPLINGS
FIELD ATTACHABLE G1 & G2 COUPLINGS
FIELD ATTACHABLE C5 & C5E COUPLINGS
SURELOK AIR BRAKE COUPLINGS
ADAPTERS
QUICK DISCONNECT COUPLERS
LIVE SWIVEL
BALL VALVES
ACCESSORIES
EQUIPMENT AND PARTS

MobileCrimp® 4-20 Positive Stop Spacers

HOSE
HOSE/CPLG. SELECTION
G8K COUPLINGS
GLOBALSPIRAL COUPLINGS
PCM / PCS FERRULES
MEGACRIMP COUPLINGS
STAINLESS STEEL
POWER CRIMP COUPLINGS
LOC, GL AND GLP COUPLINGS
POLARSEAL COUPLINGS
POLARSEAL II COUPLINGS
C14 COUPLINGS
PCTS THERMOPLASTIC COUPLINGS
FIELD ATTACHABLE G1 & G2 COUPLINGS
FIELD ATTACHABLE C5 & C5E COUPLINGS
SURELOK AIR BRAKE COUPLINGS
ADAPTERS
QUICK DISCONNECT COUPLERS
LIVE SWIVEL
BALL VALVES
ACCESSORIES
EQUIPMENT AND PARTS

Product Number	Description	Weight (Lbs.)
7482-1102	B1 Spacer, PS	.52
7482-1103	W1 Spacer, PS	.62
7482-1104	R1 Spacer, PS	.74
7482-1105	B2 Spacer, PS	.82
7482-1106	W2 Spacer, PS	.90
7482-1107	R2 Spacer, PS	1.00
7482-1108	B3 Spacer, PS	1.12
7482-1109	W3 Spacer, PS	1.20
7482-1110	R3 Spacer, PS	1.30
7482-1111	B4 Spacer, PS	1.42
7482-1112	W4 Spacer, PS	1.50
7482-1113	R4 Spacer, PS	1.60
7482-1114	B5 Spacer, PS	1.70
7482-1115	W5 Spacer, PS	1.80
7482-1116	R5 Spacer, PS	1.88

Power Crimp® 707 Crimper

Crimps most hydraulic hose from low pressure return lines to extremely high pressure spirals, from 3/16" to 1 1/4" I.D. Crimps straight and bent tube couplings, plus 45° and 90° block types. Can also be adapted for use as a power swager. Gates® Power Crimp® 707 is the most precise, yet simplest crimper made. It was the first crimper with electronic digital readout to indicate gauge setting. The toughest part about using the 707 is pushing a button. It takes just a few seconds to make factory-quality hose assemblies.

Specifications:

- Dimensions: 7480-0043 - 13" wide by 12" deep by 26 1/2" high
- Production Rate: 100 assemblies per hour (using 1/2" I.D. two-wire straight thread assemblies)
- Standard PC707 without die sets wired for 115 volts (includes die backup ring and a no-notched cone)



Product Number	Description	Weight (Lbs.)
7480-0043	PC707ND (No Dies)	188.12
7480-0049	PC707ND (No Dies) w/Brackets	250.00

Power Crimp® 707 Pump

The flows of two fixed displacement pumps are combined to deliver a high volume of oil at low pressure for fast transversion. 115 volt, 30 amp, circuit, 1 h.p., 60 cycles.

Specifications:

- Dimensions: 12" wide by 25" deep by 12" high



Product Number	Description	Weight (Lbs.)
7481-0023	Pump 115V/30amp/1HP/60 Cycle	70.00

Power Crimp® 707 Dies



Product Number	Description	Weight (Lbs.)
7482-0920	Die Set 720 (Requires No Notch Cone)	8.50
7482-0931	Die Set 731	9.50
7482-0932	Die Set 732	9.50
7482-0933	Die Set 733	8.04
7482-0934	Die Set 734	7.86
7482-0935	Die Set 735	7.60
7482-0936	Die Set 736	7.40
*7482-0937	Die Set 737	8.16
*7482-0939	Die Set 739	8.00
7482-0941	Die Set 741 (8ACA)	9.00
7482-0942	Die Set 742 (10ACA)	8.50
7482-0943	Die Set 743 (12ACA)	7.75
7482-0944	Die Set 744 (Power Steering)	7.88
7482-0945	Die Set 745 (Grease Fitting)	9.50
7482-0946	Die Set 746 (Replaces B Die)	9.00
7482-0947	Die Set 740 (6ACA)	9.50
7482-1122	CC-7C3 Die Set for Clamp Collar	8.50
7482-1123	CC-7C4 Die Set for Clamp Collar	8.50
7482-1217	Die Set 721	8.22
7482-1218	Die Set 722	8.12
7482-1232	Die Set 782 for GL	6.00
7482-1233	Die Set 783 for GL	5.85
7482-1327	Die Set 722M	8.20
7482-1364	Die Set 718M	8.40
7482-1401	Die Set 720S	8.50
7482-1424	Die Set 73234 (LG)	5.61
7482-1425	Die Set 73335 (LG)	5.54
7482-1426	Die Set 73436 (LG)	5.47
7482-1427	Die Set 73537 (LG)	5.77
7482-1428	Die Set 73638 (LG)	6.26
7482-1429	Die Set 38311 (LG)	5.77

*Must Use No-Notch Die Cone.

HOSE
HOSE/CPLG. SELECTION
G8K COUPLINGS
GLOBALSPIRAL COUPLINGS
PCM / PCS FERRULES
MEGACRIMP COUPLINGS
STAINLESS STEEL
POWER CRIMP COUPLINGS
LOC. GL AND GLP COUPLINGS
POLARSEAL COUPLINGS
POLARSEAL II COUPLINGS
C14 COUPLINGS
PCTS THERMOPLASTIC COUPLINGS
FIELD ATTACHABLE G1 & G2 COUPLINGS
FIELD ATTACHABLE C5 & C5E COUPLINGS
SURELOK AIR BRAKE COUPLINGS
ADAPTERS
QUICK DISCONNECT COUPLERS
LIVE SWIVEL
BALL VALVES
ACCESSORIES
EQUIPMENT AND PARTS

Power Crimp® 707 Parts



Product Number	Description	Weight (Lbs.)
7480-6591	PC703 to PC707 Conversion Kit	12.00
7482-0054	Crimp Switch Button for PC603/PC707	.15
7482-0105	Piston New Design (Seals Included)	6.10
7482-0106	Piston Rod	6.90
7482-0109	Piston Rod Guide	9.80
7482-0110	Base Plate (Machine)	45.25
7482-0111	Tie Rod	6.00
7482-0112	Pusher Cup (update design)	11.50
7482-0116	Cylinder and Top Plate	78.00
7482-0118	Spring Anchor	.07
7482-0119	Mounting Bracket	.85
7482-0147	O-Ring Between Piston and Rod	.05
7482-0229	Actuator Rod	1.50
7482-0239	Die Cone With Notch	10.75
7482-0243	Tie Rod Nut	.30
7482-0277	Switch Box Complete w/115V Cord Assy.	3.87
7482-0280	Digital Readout Meter	.80
7482-0283	PC707 Shroud Only	9.10
7482-0289	PC707 Hose Assy. (Pump to Crimper)	2.10
7482-0291	Magnet for Removing Dies	.60
7482-0297	Die Cone (No Notch)	10.75
7482-0442	Microswitch	.05
7482-0498	230V Cord Assy. for Digital Readout	.15
7482-0499	PC707 230V Converter Kit	.73
7482-0747	115V Cord Assy for Digital Readout	.15
7482-0789	Die Cage Halves (Set of 2) for 700 Series	2.00
7482-0919	Stainless Steel Washer	.01
7482-0940	Die Cage Halves for 739	1.50
7482-1095	PC707 Seal Kit for New Aluminum Piston Serial Nos. 14,000 and Up	.20
7482-1215	Silver Die Back Up Ring	2.60
7482-1422	Large Plate	4.82
7482-1423	Large Plate and Die Kit	21.97
7482-1672	Screw for Die Fingers	.03
7482-3011	Molykote 3 oz. Jar G Die Lubricant	.25
7482-6959	Piston Return Spring	1.25

HOSE
HOSE/CPLG. SELECTION
G8K COUPLINGS
GLOBALSPIRAL COUPLINGS
PCM / PCS FERRULES
MEGACRIMP COUPLINGS
STAINLESS STEEL
POWER CRIMP COUPLINGS
LOC, GL AND GLP COUPLINGS
POLARSEAL COUPLINGS
POLARSEAL II COUPLINGS
C14 COUPLINGS
PCTS THERMOPLASTIC COUPLINGS
FIELD ATTACHABLE G1 & G2 COUPLINGS
FIELD ATTACHABLE C5 & C5E COUPLINGS
SURELOK AIR BRAKE COUPLINGS
ADAPTERS
QUICK DISCONNECT COUPLERS
LIVE SWIVEL
BALL VALVES
ACCESSORIES
EQUIPMENT AND PARTS

SC32™ Crimper

The Gates SC32™ crimper is a versatile, easy-to-use, economical machine suitable for a hard-working shop environment. It is offered in 110V and 220V single phase versions to match the shop power supply. This rugged crimper is designed for continued use to meet day-to-day shop and counter needs for crimps on hose up to 1 1/4" I.D. with occasional crimps for larger assemblies up to 2", 6-spiral hose.



Specifications:

- 7480-0070 - Wired for 220 Volts with 2 HP electric pump.
- 7480-0071 - Wired for 110 Volts with 1 HP electric pump.
- Dimensions: 16 1/2" wide by 32" deep by 29" high
- Max. Crimping Force: 80 tons
- Max. Rated Working Pressure: 10,000 psi
- Warranty: 2 Years

Product Number	Description	Weight (Lbs.)
7480-0070	SC32 Crimper/Pump 220V	435.00
7480-0071	SC32 Crimper/Pump 110V	435.00

SC32™ Pumps

Product Number	Description	Weight (Lbs.)
7481-0051	SC32 Repl Pump Assy 2HP/220	69.00
7481-0052	SC32 Repl Pump Assy 1HP/110	69.00

SC32™ Dies



Product Number	Description	Weight (Lbs.)
7482-1710	SC32-310 DBL Angle Die Set	19.00
7482-1711	SC32-311 DBL Angle Die Set	19.00
7482-1712	SC32-312 DBL Angle Die Set	17.00
7482-1713	SC32-313 DBL Angle Die Set	15.00
7482-1714	SC32-314 DBL Angle Die Set	15.00

HOSE
HOSE/CPLG. SELECTION
G8K COUPLINGS
GLOBALSPIRAL COUPLINGS
PCM / PCS FERRULES
MEGACRIMP COUPLINGS
STAINLESS STEEL
POWER CRIMP COUPLINGS
LOC. GL AND GLP COUPLINGS
POLARSEAL COUPLINGS
POLARSEAL II COUPLINGS
C14 COUPLINGS
PCTS THERMOPLASTIC COUPLINGS
FIELD ATTACHABLE G1 & G2 COUPLINGS
FIELD ATTACHABLE C5 & C5E COUPLINGS
SURELOK AIR BRAKE COUPLINGS
ADAPTERS
QUICK DISCONNECT COUPLERS
LIVE SWIVEL
BALL VALVES
ACCESSORIES
EQUIPMENT AND PARTS

SC32™ Parts

Product Number	Description	Weight (Lbs.)
7482-1432	SC32 Lg Die Set Adapter	12.00
7482-1700	SC32 Base Plate DBL Angle Die	16.00
7482-1701	SC32 Die Cone DBL Angle Die	14.00
7482-1702	SC32 Spacer Kit - 1 Inch	14.00
7482-1730	SC32 Pendant Switch	1.00
7482-1731	SC32 DPST-NO 25 AMP Omron Relay	.63
7482-1732	SC32 Switch Craft Push Button Switch	.31
7482-1733	SC32 80 Ton X 4 1/2 Cylinder	75.00
7482-1734	SC32 Die Ring Half, DBL Angle	1.00
7482-1735	SC32 Die Repl Screw for DBL Angle Die	.01
7482-1736	SC32 Die Spring for DBL Angle Die	.01
7482-1737	SC32 Micrometer	3.00
7482-1738	SC32 Die Cone for PC707 Series	34.00
7482-1740	SC32 Notched Die Cone for PC707 Dies	12.00
7482-1742	SC32 Crimper Bracket	7.00


GC®32TSi Crimper and Stand



Product Number	Description	Weight (Lbs.)
7480-7002	GC32TSi-XD / GC96-TS Stand	242.00
7480-7003	GC32TSi-XD / GC96-TS Die Rack	48.40
7480-7004	GC32 TSI 220V Crimper	557.40

HOSE
HOSE/CPLG. SELECTION
G8K COUPLINGS
GLOBALSPIRAL COUPLINGS
PCM / PCS FERRULES
MEGACRIMP COUPLINGS
STAINLESS STEEL
POWER CRIMP COUPLINGS
LOC, GL AND GLP COUPLINGS
POLARSEAL COUPLINGS
POLARSEAL II COUPLINGS
C14 COUPLINGS
PCTS THERMOPLASTIC COUPLINGS
FIELD ATTACHABLE G1 & G2 COUPLINGS
FIELD ATTACHABLE C5 & C5E COUPLINGS
SURELOK AIR BRAKE COUPLINGS
ADAPTERS
QUICK DISCONNECT COUPLERS
LIVE SWIVEL
BALL VALVES
ACCESSORIES
EQUIPMENT AND PARTS

GC®32 Dies



Product Number	Description	Weight (Lbs.)
7482-1419	Die Set 32-3234 (LG)	9.68
7482-1420	Die Set 32-3335 (LG)	9.53
7482-1421	Die Set 32-3436 (LG)	9.24
7482-1430	Die Set 32-3537 (LG)	9.76
7482-1431	Die Set 32-3638 (LG)	10.46
7482-1443	Die Set 32-38311 (LG)	9.00
7482-7128	Die Set 32-21	8.36
7482-7129	Die Set 32-22	8.80
7482-7130	Die Set 32-31	8.36
7482-7131	Die Set 32-33	8.80
7482-7132	Die Set 32-34	9.24
7482-7133	Die Set 32-35	10.01
7482-7134	Die Set 32-36	9.90
7482-7135	Die Set 32-37	9.24
7482-7136	Die Set 32-38	10.34
7482-7137	Die Set 32-39	9.90
7482-7138	Die Set 32-310L	9.24
7482-7139	Die Set 32-311	8.80
7482-7140	Die Set 32-312	8.58
7482-7141	Die Set 32-313	7.48
7482-7142	Die Set 32-314	6.91
7482-7143	Die Set 32-40 (6AC)	7.48
7482-7144	Die Set 32-41 (8AC)	7.48
7482-7145	Die Set 32-42 (10AC)	7.48
7482-7146	Die Set 32-43 (12AC)	7.26
7482-7147	Die Set 32-44 (Power Steering)	7.92
7482-7148	Die Set 32-46 (Battery Cable)	8.36
7482-7149	Die Set 32-81 (12GL)	7.70
7482-7150	Die Set 32-82 (16GL)	7.26
7482-7151	Die Set 32-83 (20GL)	6.60
7482-7152	Die Set 32-84 (24GL)	6.82
7482-7153	Die Set 32-85 (32GL)	5.50
7482-7154	Die Set 32-86 (40GL)	3.74
7482-7156	Die Set 32-331 (Clamp Collars)	8.58
7482-7157	Die Set 32-45 (Grease Fitting)	8.36
7482-7205	Die Set 32-18M	8.36
7482-7206	Die Set 32-22M	8.80
7482-7209	Die Set 32-20	8.36

HOSE
HOSE/CPLG. SELECTION
G8K COUPLINGS
GLOBALSPIRAL COUPLINGS
PCM / PCS FERRULES
MEGACRIMP COUPLINGS
STAINLESS STEEL
POWER CRIMP COUPLINGS
LOC. GL AND GLP COUPLINGS
POLARSEAL COUPLINGS
POLARSEAL II COUPLINGS
C14 COUPLINGS
PCTS THERMOPLASTIC COUPLINGS
FIELD ATTACHABLE G1 & G2 COUPLINGS
FIELD ATTACHABLE C5 & C5E COUPLINGS
SURELOK AIR BRAKE COUPLINGS
ADAPTERS
QUICK DISCONNECT COUPLERS
LIVE SWIVEL
BALL VALVES
ACCESSORIES
EQUIPMENT AND PARTS

GC®32 Parts



HOSE
HOSE/CPLG. SELECTION
G8K COUPLINGS
GLOBALSPIRAL COUPLINGS
PCM / PCS FERRULES
MEGACRIMP COUPLINGS
STAINLESS STEEL
POWER CRIMP COUPLINGS
LOC, GL AND GLP COUPLINGS
POLARSEAL COUPLINGS
POLARSEAL II COUPLINGS
C14 COUPLINGS
PCTS THERMOPLASTIC COUPLINGS
FIELD ATTACHABLE G1 & G2 COUPLINGS
FIELD ATTACHABLE C5 & C5E COUPLINGS
SURELOK AIR BRAKE COUPLINGS
ADAPTERS
QUICK DISCONNECT COUPLERS
LIVE SWIVEL
BALL VALVES
ACCESSORIES
EQUIPMENT AND PARTS

Product Number	Description	Weight (Lbs.)
3663-5161	Hose Assembly	.18
7482-7100	Head Replacement Kit	275.00
7482-7101	Panel Replacement Kit	25.30
7482-7102	Valve Block Adapters	.08
7482-7103	Pilot Operated Check	.81
7482-7104	Quick Change Tool	5.50
7482-7105	Dial Vernier	1.65
7482-7108	Depth Stop	3.52
7482-7109	Mirror	3.85
7482-7111	Foot Pedal	4.40
7482-7113	Control Panel Screws	.00
7482-7115	Control Panel Post	.14
7482-7116	Kicker Tubing (Upper)	.27
7482-7117	Kicker Tubing (Lower)	.15
7482-7119	Foam Fillers GC32-XD Set of 8	.04
7482-7124	Die Tubs	.69
7482-7126	Head Seal	.00
7482-7175	Breather Cap	.24
7482-7176	Fuses	.00
7482-7179	Kickers	3.30
7482-7180	2 Position 3-Way Solenoid	3.96
7482-7188	Dial Vernier Locking Plate	.01
7482-7189	M5X10 Button Cap Screw	.00
7482-7192	Inner Washer (Cont. Panel)	.12
7482-7193	Relief Valve	.40
7482-7194	Back Press. Cont. Cartridge	.33
7482-7196	Oil Filter Element	.25
7482-7208	Control Box CSA	25.30
7482-7246	QTC Repair Kit GC32/96 series up to 2"	.20
7482-7268	Die Retention Plate Kit	.07

Gates GC®96TS Crimper

The GC®96 crimper is capable of crimping 2" 6-wire and up to 6" I.D. industrial hose. This crimper allows distributors to make reliable and professional looking assemblies providing more value to the end user. The large crimper head allows industrial hose assemblies to be made with a variety of terminations using crimpable ferrules and sleeves. The GC®96 crimper has additional versatility since in conjunction with optional spacer dies and GC®32-XD dies; it can make Gates® hydraulic hose assemblies also.




Specifications:

- Capability: 1/4" - 2" Hydraulic hose, 2 1/2" - 4" Industrial hose, 5" - 6" Industrial hose up to and including 100 psi WP.
- Dimensions: 31" high by 32" wide by 16" deep
- Power Source: 208-264V, 45-65 Hz, Single phase and 20 Amps

Product Number	Description	Weight (Lbs.)
7480-0008	GC96 Crimper	770.00

Gates GC®96 Dies



Product Number	Description	Weight (Lbs.)
7482-9087	GC96-87 Die Set	44.30
7482-9088	GC96-88 Die Set	39.90
7482-9089	GC96-89 Die Set	41.40
7482-9181	GC96/TS Die Release Tool	.28
7482-9600	GC96 Spacer Dies with box	39.30
7482-9610	Die Set 96-610 with Box	48.45
7482-9611	Die Set 96-611 with Box	43.10
7482-9612	Die Set 96-612 with Box	41.90
7482-9613	Die Set 96-613 with Box	47.10
7482-9614	Die Set 96-614 with Box	32.15

Gates GC®96TS Crimper Parts

Product Number	Description	Weight (Lbs.)
7482-9100	Tablet Control Box Assy GC96TS	26.46

HOSE
HOSE/CPLG. SELECTION
G8K COUPLINGS
GLOBAL SPIRAL COUPLINGS
PCM / PCS FERRULES
MEGACRIMP COUPLINGS
STAINLESS STEEL
POWER CRIMP COUPLINGS
LOC. GL AND GLP COUPLINGS
POLARSEAL COUPLINGS
POLARSEAL II COUPLINGS
C14 COUPLINGS
PCTS THERMOPLASTIC COUPLINGS
FIELD ATTACHABLE G1 & G2 COUPLINGS
FIELD ATTACHABLE C5 & C5E COUPLINGS
SURELOK AIR BRAKE COUPLINGS
ADAPTERS
QUICK DISCONNECT COUPLERS
LIVE SWIVEL
BALL VALVES
ACCESSORIES
EQUIPMENT AND PARTS

OmniCrimp 21 Dies



	Product Number	Description	Weight (Lbs.)
STAINLESS STEEL	7482-0672	Die Set (OM34)	10.00
	7482-0673	Die Set (OM35)	10.00
	7482-0674	Die Set (OM36)	10.00
POWER CRIMP COUPLINGS	7482-0675	Die Set (OM38)	9.00
	7482-0677	Die Set (OM312)	6.00
LOC, GL AND GLP COUPLINGS	7482-0716	Die Set (OM37)	9.40
	7482-0717	Die Set (OM39)	8.50
	7482-0718	Die Set (OM301)	9.66
	7482-0721	Die Set (OM311)	8.00
POLARSEAL COUPLINGS	7482-0722	Die Set (OM313)	6.00
	7482-0723	Die Set (OM314)	5.00
	7482-0726	Die Set (OM6AC)	8.00
POLARSEAL II COUPLINGS	7482-0727	Die Set (OM8AC)	8.00
	7482-0728	Die Set (OM10AC)	8.00
	7482-0729	Die Set (OM12AC)	7.11
C14 COUPLINGS	7482-0730	Die Set (OM31BK)	9.50
	7482-0731	Die Set (OM32BK)	9.50
	7482-0732	Die Set (OM33BK)	9.37
PCTS THERMOPLASTIC COUPLINGS	7482-1156	Die Set (OM310L)	9.50
	7482-1222	Die Set (OM21BK)	9.90
	7482-1223	Die Set (OM22BK)	9.95
FIELD ATTACHABLE G1 & G2 COUPLINGS	7482-1244	Die Set (OM84) for GL	7.30
	7482-1245	Die Set (OM85) for GL	5.50
	7482-1370	Die Set (OM18M)	9.60
FIELD ATTACHABLE C5 & C5E COUPLINGS	7482-1371	Die Set (OM22M)	9.40
	7482-1402	Die Set (OM20)	6.10

OmniCrimp 21 Parts



Product Number	Description	Weight (Lbs.)
7482-0643	Optical Encoder	1.00
7482-0647	Die Shoes Detente Ball and Spring	.01
7482-0662	Depth Stop Old Style	1.60
7482-0666	Die Spring	.04
7482-0792	Omni Depth Stop (Serial Numbers 2000 and up)	1.88

Power Crimp® 3000B Pumps



Product Number	Description	Weight (Lbs.)
7481-0013	Pump 440V/3HP/3 Phase	87.00
7481-0014	Pump 230V/3HP/Single Phase	86.00
7481-0016	Pump 230V/3HP/3 Phase	86.00
7481-0026	Pump 115V/2HP/60 Cycle	85.00

HOSE
HOSE/CPLG. SELECTION
G8K COUPLINGS
GLOBALSPIRAL COUPLINGS
PCM / PCS FERRULES
MEGACRIMP COUPLINGS
STAINLESS STEEL
POWER CRIMP COUPLINGS
LOC. GL AND GLP COUPLINGS
POLARSEAL COUPLINGS
POLARSEAL II COUPLINGS
C14 COUPLINGS
PCTS THERMOPLASTIC COUPLINGS
FIELD ATTACHABLE G1 & G2 COUPLINGS
FIELD ATTACHABLE C5 & C5E COUPLINGS
SURELOK AIR BRAKE COUPLINGS
ADAPTERS
QUICK DISCONNECT COUPLERS
LIVE SWIVEL
BALL VALVES
ACCESSORIES
EQUIPMENT AND PARTS

Power Crimp® 3000B Parts

HOSE
HOSE/CPLG. SELECTION
G8K COUPLINGS
GLOBALSPIRAL COUPLINGS
PCM / PCS FERRULES
MEGACRIMP COUPLINGS
STAINLESS STEEL
POWER CRIMP COUPLINGS
LOC. GL AND GLP COUPLINGS
POLARSEAL COUPLINGS
POLARSEAL II COUPLINGS
C14 COUPLINGS
PCTS THERMOPLASTIC COUPLINGS
FIELD ATTACHABLE G1 & G2 COUPLINGS
FIELD ATTACHABLE C5 & C5E COUPLINGS
SURELOK AIR BRAKE COUPLINGS
ADAPTERS
QUICK DISCONNECT COUPLERS
LIVE SWIVEL
BALL VALVES
ACCESSORIES
EQUIPMENT AND PARTS

Product Number	Description	Weight (Lbs.)
3663-2060	Hose Assembly	2.35
7482-0298	Die Set (314)	19.40
7482-0550	Die Set (6AC)	17.60
7482-0551	Die Set (8AC)	17.40
7482-0552	Die Set (10AC)	18.25
7482-0553	Die Set (12AC)	16.10
7482-1127	Die Set (310L) Replaced (310)	17.25
7482-1224	Die Set (21)	19.20
7482-1225	Die Set (22)	19.15
7482-1236	Die Set (83) for GL	15.96
7482-1238	Die Set (85) for GL	14.90
7482-1366	Piston Replacement Kit	16.00
7482-2765	Microswitch for Switch Box	.05
7482-5009	Die Set (301)	20.00
7482-6315	Stop Adjmt. Screw for PC3000A	.25
7482-6515	Die Set (31)	15.00
7482-6516	Die Set (32)	18.00
7482-6517	Die Set (33)	18.65
7482-6518	Die Set (34)	16.26
7482-6519	Die Set (35)	19.00
7482-6520	Die Set (36)	17.00
7482-6521	Die Set (38)	15.50
7482-6523	Die Set (313)	18.50
7482-6582	Die Set (37)	17.10
7482-6950	Seal Kit for PC3000B	.30
7482-6969	Switch Box Assy for PC3000B	3.25
7482-7011	Die Set (39)	8.00
7482-7023	Die Set (311)	18.00
7482-7029	Die Set (312)	18.05

PolarSeal® Hose Portable Crimper 2

Gates® portable PolarSeal® Crimper 2 is a hand-operated hose crimping machine specifically designed for crimping Gates PolarSeal couplings and is intended for use with Gates® PolarSeal® refrigerant hose. Standard dies included will crimp 5/16" (-6 Black), 13/32" (-8 Blue), 1/2" (-10 Green) and 5/8" (-12 Clear) sizes.

Features Advantages:

- Capable of crimping underhood air conditioning applications.
- Color-coded, urethane encased dies.
- Crimps two-braid dimension or nylon barrier hose.
- Heavy-duty construction for use with air impact wrenches.
- Includes four color-coded die sets for crimping two-braid barrier hose.
- Lightweight for easy handling, less than six pounds.
- Locator flag centers ferrule in dies.
- No electrical requirements.
- OE-style bubble crimp.
- Portable hand operation, easy to change over from size to size.
- Quick-change dies, no tools required to change sizes.
- Removable die holder accommodates complicated shapes.
- Shipped in a custom carrying case with instructions.
- Unit can be bench-mounted.



Product Number	Description	Weight (Lbs.)
7480-6599	PolarSeal II Portable Crimper	10.10

PolarSeal® Hose Portable Crimper Parts



Product Number	Description	Weight (Lbs.)
7482-1045	Die Guide Block	1.00
7482-1046	1/4 - 20 X 5/8 Screw	.05
7482-1047	Removable Die Holder	.00
7482-1048	Moveable Die Holder	.68
7482-1050	Spring	1.00
7482-1051	Lock Screw	.05
7482-1052	3/16" X 1/2 Roll Pin	.01
7482-1054	Thrust Bushing	1.00
7482-1055	Rubber Bumper	.01
7482-1056	Actuator Screw	.55
7482-1059	No. 6 Die Segment	.11
7482-1060	No. 6 Black Die Carrier	.05
7482-1063	No. 8 Die Segment	.20
7482-1064	No. 8 Blue Die Carrier	.01
7482-1066	No. 10 Die Segment	.05
7482-1069	No. 12 Die Segment	.09
7482-1070	No. 12 Clear Die Carrier	.01
7482-1071	5/32" Short Arm Hex Key	.00
7482-1073	PTFE Grease	.15
7482-1074	3/8" X 4 Pipe Nipple	.00
7482-1075	3/8" Floor Flange	.40
7482-1076	Carry Case, Polars	1.00
7482-1313	Thrust Bushing	.02
7482-1315	8 Die PSC2	.92
7482-1317	12 Die PSC2	.92

HOSE
HOSE/CPLG. SELECTION
G8K COUPLINGS
GLOBALSPIRAL COUPLINGS
PCM / PCS FERRULES
MEGACRIMP COUPLINGS
STAINLESS STEEL
POWER CRIMP COUPLINGS
LOC. GL AND GLP COUPLINGS
POLARSEAL COUPLINGS
POLARSEAL II COUPLINGS
C14 COUPLINGS
PCTS THERMOPLASTIC COUPLINGS
FIELD ATTACHABLE G1 & G2 COUPLINGS
FIELD ATTACHABLE C5 & C5E COUPLINGS
SURELOK AIR BRAKE COUPLINGS
ADAPTERS
QUICK DISCONNECT COUPLERS
LIVE SWIVEL
BALL VALVES
ACCESSORIES
EQUIPMENT AND PARTS

HOSE
HOSE/CPLG. SELECTION
G8K COUPLINGS
GLOBALSPIRAL COUPLINGS
PCM / PCS FERRULES
MEGACRIMP COUPLINGS
STAINLESS STEEL
POWER CRIMP COUPLINGS
LOC, GL AND GLP COUPLINGS
POLARSEAL COUPLINGS
POLARSEAL II COUPLINGS
C14 COUPLINGS
PCTS THERMOPLASTIC COUPLINGS
FIELD ATTACHABLE G1 & G2 COUPLINGS
FIELD ATTACHABLE C5 & C5E COUPLINGS
SURELOK AIR BRAKE COUPLINGS
ADAPTERS
QUICK DISCONNECT COUPLERS
LIVE SWIVEL
BALL VALVES
ACCESSORIES
EQUIPMENT AND PARTS

PolarSeal® II Hose Pliers

The PolarSeal® II pliers are used to crimp the clamps on PolarSeal® II couplings. The ratcheting pliers will not release until the crimp is complete guaranteeing a proper seal. The straight jaw pliers are used when there are no obstructions to hinder crimping. The notched jaw pliers are for use in tight quarters. Use the side or the front of the pliers to complete the crimp.



Product Number	Description	Weight (Lbs.)
7369-5501	Notched Jaw Pliers	.80
7369-5502	Straight Jaw Pliers	.80
7369-5503	Ratcheting Pliers	1.40

Vertical Hydraulic Hose Cabinet

Rack up sales and get organized at the same time with a new 'vertical' hydraulic hose cabinet from Gates®.

Features Advantages:

- Designed to support one hydraulic coupling cabinet on top for maximum efficiency.
- Optional choice for use as cabinet base with maximum of one four-drawer cabinet.
- Shown with four-drawer cabinet (purchase separately as Product No. 7484-0010).
- Six narrow and two wide slots to stock a variety of hydraulic hoses.



Product Number	Description	Weight (Lbs.)
7484-0022	Vertical Hose Storage Cabinet (Optional Cabinet Base)	154.00

Hydraulic Hose Reel Rack

This sturdy and convenient rack stores three reels of hose.

Specifications:

- Dimensions: 30" deep by 28" wide by 72" high



Product Number	Description	Weight (Lbs.)
7484-0019	Hydraulic Hose Reel Rack	165.00

Hydraulic Coupling Cabinet

Customized to fit all your needs! Now even more versatile, these easy-to-assemble units are compactly designed to give you years of reliable service. Components are ordered individually by product number for easy customization.

Specifications:

- 1. MobileCrimp® 4-20 - Pre-drilled holes in mounting shelf (item #2 below) allows easy mounting of either the Positive Stop or Digital Dial MobileCrimp 4-20 crimper. SAFETY HINT: If the MobileCrimp 4-20 is mounted on top of the cabinet, you MUST: • Use crimper mounting shelf (item #2 below) • Bolt shelf and cabinet to wall using pre-drilled holes • Not use the caster leg set
- 2. Mounting Shelf for MC 4-20 Crimper - Product No. 7484-0013
- 3. Coupling Cabinet with Four Sliding Shelves (Two Shown) - Product No. 7484-0010. Shelves slide out for easy access and can hold a combination of ten 3 1/2" wide bin boxes or five 7" wide bin boxes. Unit can be stacked and bolted together as shown in illustration. Each measures 41" wide by 21" high by 12" deep. SAFETY HINT: Slide open only one shelf at a time to avoid tipping.
- 4. Stationary Legs (Shown) - Product No. 7484-0011. Allows for precise leveling. Heavy-Duty Caster Leg Set (Not Shown) - Product No. 7484-0012. Set consists of four heavy-duty casters, two of which can be locked.
- 5. Bin Boxes - Order separately in whatever combination best fits your needs. Dividers come with each bin box. Each bin box has slots to allow for maximum utilization.
- When assembled, the typical combination of two four-shelf coupling cabinets and stationary leg set as shown measures 48" high by 41" wide by 12" deep.



Product Number	Description	Weight (Lbs.)
7484-0000	Coupling Cabinet Slide	2.20
7484-0010	Cplg. Cabinet w/4 Sliding Shelves	82.00
7484-0011	Stationary Leg Set	8.15
7484-0012	Caster Leg Set - Heavy Duty	15.00
7484-0013	Shelf Kit for Crimper MC4-20	18.00
7484-0014	3 1/2" Wide Bins w/3 Dividers (Carton of 10)	7.00
7484-0015	7" Wide Bins w/3 Dividers (Carton of 5)	6.00
7484-0016	Dividers for 3 1/2" Bin (3 per pkg.)	.15
7484-0017	Dividers for 7" Bin (3 per pkg.)	.35

HOSE
HOSE/CPLG. SELECTION
G8K COUPLINGS
GLOBALSPIRAL COUPLINGS
PCM / PCS FERRULES
MEGACRIMP COUPLINGS
STAINLESS STEEL
POWER CRIMP COUPLINGS
LOC. GL AND GLP COUPLINGS
POLARSEAL COUPLINGS
POLARSEAL II COUPLINGS
C14 COUPLINGS
PCTS THERMOPLASTIC COUPLINGS
FIELD ATTACHABLE G1 & G2 COUPLINGS
FIELD ATTACHABLE C5 & C5E COUPLINGS
SURELOK AIR BRAKE COUPLINGS
ADAPTERS
QUICK DISCONNECT COUPLERS
LIVE SWIVEL
BALL VALVES
ACCESSORIES
EQUIPMENT AND PARTS

HOSE
HOSE/CPLG. SELECTION
G8K COUPLINGS
GLOBALSPIRAL COUPLINGS
PCM / PCS FERRULES
MEGACRIMP COUPLINGS
STAINLESS STEEL
POWER CRIMP COUPLINGS
LOC, GL AND GLP COUPLINGS
POLARSEAL COUPLINGS
POLARSEAL II COUPLINGS
C14 COUPLINGS
PCTS THERMOPLASTIC COUPLINGS
FIELD ATTACHABLE G1 & G2 COUPLINGS
FIELD ATTACHABLE C5 & C5E COUPLINGS
SURELOK AIR BRAKE COUPLINGS
ADAPTERS
QUICK DISCONNECT COUPLERS
LIVE SWIVEL
BALL VALVES
ACCESSORIES
EQUIPMENT AND PARTS

Two-Drawer Coupling Cabinet

This two-drawer cabinet is ideal to add nylon air brake tubing couplings to your hydraulic inventory. This cabinet can be stacked and bolted together with your existing hydraulic cabinet. Uses the same bin boxes as listed above.



Specifications:

- Dimensions: 41" wide by 11" high by 12" deep

Product Number	Description	Weight (Lbs.)
7484-0021	2 Drawer Coupling Cabinet	42.00

Work Bench

This new hydraulic work bench is ideal for holding either the Power Crimp® 707 or MobileCrimp® 4-20 crimpers as well as hydraulic saws. The lower shelf can be used for storage or as shown with the pump. It is made of an angle iron frame construction with a high-density fiberboard top and welded 13-gauge steel lower shelf. All hardware is included to allow for easy assembly in about 10 minutes.



Specifications:

- Dimensions: 36" wide by 24" deep by 36" tall

Product Number	Description	Weight (Lbs.)
7484-0020	Hydraulic Work Bench	74.00

Hydraulic Coupling Bin and Boxes

Bin boxes for hydraulic couplings. Corrugated cardboard design gives extra strength. Includes four dividers per box. Product No. 7484-0008 and 7484-0009
The 24-bin cabinet is constructed of heavy gauge steel. Excellent for storing large 1 1/4" to 2" I.D. couplings. Product No. 7484-0007



Specifications:

- Dimensions: 7484-0007 - 34" wide by 24" high by 12" deep
- Dimensions: 7484-0008 - 5" wide by 4 1/2" high by 11" deep
- Dimensions: 7484-0009 - 7 1/2" wide by 4 1/2" high by 11" deep

Product Number	Description	Weight (Lbs.)
7484-0007	24 Bin Cplg. Cabinet	44.00
7484-0008	Cardboard Bin Box (Carton of 50)	16.25
7484-0009	Cardboard Bin Box-Lg 25	11.00

Hydraulic Coupling Cabinet Parts

Product Number	Description	Weight (Lbs.)
7369-0319	Intl. Thread I.D. Kit (Includes Pocket Kit 86584)	8.11
7369-0322	Digital Caliper 6" (Special Milled Hole)	.90
7369-4318	Pocket Thread I.D. Kit	.50
7484-0213	QD Merchandiser (Replaces 78209)	3.69

Frosted Air Brake Labels



Product Number	Description	Weight (Lbs.)
7484-0023	Frosted Air Brake Labels	.10

Gates Power Cutter 208

Features Advantages:

- Clear face shield for added safety.
- Cuts small 3/16" I.D. hose and handles the tough job including 2" I.D. spiral wire hose. (Optional abrasive blade preferred for cutting spiral-wire hose, larger than 1 1/4" I.D.)
- Easy to use, front face plate with moveable pins holds hose securely for a clean straight cut.
- Effortless Straight Cuts Every Time
- Includes scalloped, 12" blade to dissipate heat, reducing friction for clean, faster cuts up to 1 1/4" I.D.
- Optional abrasive blade for continuous use with 1 1/4" I.D. and larger spiral-wire reinforced hose.
- Permanent mounting brackets (included) to attach saw to table.
- Powerful high torque, 4.5 horsepower peak motor that makes cutting faster and easier.
- Reversible blade can be sharpened; removal and installation is easy.
- Safely cuts two and four-wire hose through 2", six-wire hose through 1 1/4".
- Sturdy blade guard shields blade for safety.



Specifications:

- Blade Dimensions: 12" by 1/8"
- Dimensions: 7480-6609 - 22 1/2" wide by 18 1/4" length by 23 1/2" high
- No Load Speed: 3,500 rpm
- Power Source: 4.5 HP Peak, 115/50/60 Hz, 20 Amps
- Shaft/Arbor Hole Diameter: 1"

Caution:

Keep blade sharp. Heat generated by a dull blade can damage steel and flare the hose.

Product Number	Description	Weight (Lbs.)
7480-6609	208 Hose Cutter	65.00

HOSE
HOSE/CPLG. SELECTION
G8K COUPLINGS
GLOBAL SPIRAL COUPLINGS
PCM / PCS FERRULES
MEGACRIMP COUPLINGS
STAINLESS STEEL
POWER CRIMP COUPLINGS
LOC, GL AND GLP COUPLINGS
POLARSEAL COUPLINGS
POLARSEAL II COUPLINGS
C14 COUPLINGS
PCTS THERMOPLASTIC COUPLINGS
FIELD ATTACHABLE G1 & G2 COUPLINGS
FIELD ATTACHABLE C5 & C5E COUPLINGS
SURELOK AIR BRAKE COUPLINGS
ADAPTERS
QUICK DISCONNECT COUPLERS
LIVE SWIVEL
BALL VALVES
ACCESSORIES
EQUIPMENT AND PARTS

HOSE
HOSE/CPLG. SELECTION
G8K COUPLINGS
GLOBALSPIRAL COUPLINGS
PCM / PCS FERRULES
MEGACRIMP COUPLINGS
STAINLESS STEEL
POWER CRIMP COUPLINGS
LOC, GL AND GLP COUPLINGS
POLARSEAL COUPLINGS
POLARSEAL II COUPLINGS
C14 COUPLINGS
PCTS THERMOPLASTIC COUPLINGS
FIELD ATTACHABLE G1 & G2 COUPLINGS
FIELD ATTACHABLE C5 & C5E COUPLINGS
SURELOK AIR BRAKE COUPLINGS
ADAPTERS
QUICK DISCONNECT COUPLERS
LIVE SWIVEL
BALL VALVES
ACCESSORIES
EQUIPMENT AND PARTS

Gates Hose Cutter Model 1.5" 2 Wire Shop Saw

For two-wire braid hose through 1 1/2" I.D.

Features Advantages:

- Clean Easy Cuts - Safe Operation
- Cuts up to 1 1/2" I.D. two-wire braid hose and 1" four wire spiral hose.
- Designed to operate on standard 20 amp service.
- Inner blade guard for safe operation.
- Radius hose feed into blade for safety and reduced friction.
- Reversible 8" scalloped-edge, high-speed steel blade with 5/8" bore can be sharpened.



Specifications:

- Dimensions: 7480-6607 - 13" wide by 24" length by 17" high
- Power Source: 1 1/2 HP (2.6 HP Peak), 115V, 60 Hz., 15 Amp motor with power cord and plug

Product Number	Description	Weight (Lbs.)
7480-6607	1.5" 2 Wire Shop Saw 60Hz 115VAC	110.00

Gates Hose Cutter Model 2" 6 Wire Shop Saw

For six-wire spiral and two-wire braid hose through 2" I.D.

Features Advantages:

- Clean Easy Cuts - Safe Operation
- Cuts up to 2" I.D. two-wire braid through six-spiral reinforced hose.
- Includes Coolant Spray System Kit for reduced heat in high-capacity cutting applications (recommended for multi-braid and spiral reinforced hose). Kit includes reservoir, spray nozzle and mounting hardware.
- Inner blade guard for safe operation.
- Power cord not included.
- Radius hose feed into blade for safety and reduced friction.
- Reversible 10" scalloped-edge, high-speed steel blade with 3/4" bore, can be sharpened.



Specifications:

- Dimensions: 7480-6606 - 22" wide by 42" length by 24" high
- Power Source: 3 HP (5.2 HP Peak), Single phase, 230V, 60 Hz., 20 Amp motor

Product Number	Description	Weight (Lbs.)
7480-6606	2" Wire Shop Saw 60Hz 230VAC w/Coolant System	195.00
7480-6608	2" Shop Saw Coolant Kit	5.00

Gates Hose Cutter Model 4-16

Features Advantages:

- Abrasive cut-off wheel
- Cuts up to 1", four-wire braid

Specifications:

- Arbor Hole: 7/8"
- Cycle: 60 Hz / 1 phase
- No Load Speed: 7,400 rpm
- Power: 6.5 Amp
- Voltage: 120 Volts
- Wheel size: 6"



Product Number	Description	Weight (Lbs.)
7480-6605	Portable Saw	14.00

Gates Hose Cutter Replacement Blades

Product Number	Description	Weight (Lbs.)
7482-0012	Saw Blade	.20
7482-0426	12" Abrasive Blade for #204, #205, #206, #207, #208	1.85
7482-0983	12" Scalloped Blade for #204, #205, #206, #207, #208	4.70
7482-1329	10" Scalloped Blade for 1.5" Shop Saw, 2" Shop Saw and 6-32 Saw	2.80
7793-0113	8" Scalloped Blade for 2-24	2.10

Hand Skiving Tools



Product Number	Description	Weight (Lbs.)
7480-0413	Skiver Kit: Blade w/Holder, Bracket, Decal, Brace Assy., Brush	5.00
7482-0410	Blade Hand Skiver	.02
7482-0411	Bracket w/Screws and Keys	2.65
7482-0412	Blade Hldr. w/Screws and Keys	.55
7482-0421	Brace Assy.	1.20
7482-0422	Wire Brush	.50

HOSE
HOSE/CPLG. SELECTION
G8K COUPLINGS
GLOBAL SPIRAL COUPLINGS
PCM / PCS FERRULES
MEGACRIMP COUPLINGS
STAINLESS STEEL
POWER CRIMP COUPLINGS
LOC. GL AND GLP COUPLINGS
POLARSEAL COUPLINGS
POLARSEAL II COUPLINGS
C14 COUPLINGS
PCTS THERMOPLASTIC COUPLINGS
FIELD ATTACHABLE G1 & G2 COUPLINGS
FIELD ATTACHABLE C5 & C5E COUPLINGS
SURELOK AIR BRAKE COUPLINGS
ADAPTERS
QUICK DISCONNECT COUPLERS
LIVE SWIVEL
BALL VALVES
ACCESSORIES
EQUIPMENT AND PARTS

HOSE
HOSE/CPLG. SELECTION
G8K COUPLINGS
GLOBALSPIRAL COUPLINGS
PCM / PCS FERRULES
MEGACRIMP COUPLINGS
STAINLESS STEEL
POWER CRIMP COUPLINGS
LOC, GL AND GLP COUPLINGS
POLARSEAL COUPLINGS
POLARSEAL II COUPLINGS
C14 COUPLINGS
PCTS THERMOPLASTIC COUPLINGS
FIELD ATTACHABLE G1 & G2 COUPLINGS
FIELD ATTACHABLE C5 & C5E COUPLINGS
SURELOK AIR BRAKE COUPLINGS
ADAPTERS
QUICK DISCONNECT COUPLERS
LIVE SWIVEL
BALL VALVES
ACCESSORIES
EQUIPMENT AND PARTS

Hand Skiving Mandrels



Product Number	Description	Weight (Lbs.)
7482-0400	Mandrel 3/16"	1.60
7482-0401	Mandrel 1/4"	1.60
7482-0402	Mandrel 3/8"	1.65
7482-0403	Mandrel 1/2"	1.65
7482-0406	Mandrel 1"	2.40
7482-0407	Mandrel 1 1/4"	3.05
7482-0408	Mandrel 1 1/2"	3.45
7482-0409	Mandrel 2"	4.70

Hand-Held Hose Cutter

Makes clean cuts - no ragged edges. Cuts most non-metal reinforced rubber hose. Excellent for cutting textile-reinforced hose.

Features Advantages:

- Blade closes into handle for safety.
- Cutter and blades packaged individually on shrink-wrapped cards.
- Lightweight with nylon handles.



Product Number	Description	Weight (Lbs.)
7469-0153	Hand Held Hose Cutter (Red)	.35
7469-0154	Repl Blade for Red Hose Cutter (91153)	.02

Blade for Skil Saw



Product Number	Description	Weight (Lbs.)
7482-0099	8" Notched Blade for Skil Saw (7480-2500)	1.90

Small Nylon Tubing Cutter & Replacement Blades

Tubing cutter gives straight, clean, square cuts on J844 tubing.

Features Advantages:

- "Blade guard" offers more protection against accidental blade contact.
- Designed to ensure user's safety.
- Handle has ribs for improved grip.
- Lightweight and compact size - 3/4" by 3".



Product Number	Description	Weight (Lbs.)
7208-40205	Blades for Hose Cutter Refurb	.10

Power Crimp® 707 Swager Kit and Parts

Produces top quality assemblies using Gate®s 1/8" and 3/16" thermoplastic hydraulic hose with Gates® PCTS couplings and Gates® C14 PTFE hose and couplings. Easily converts the Power Crimp® 707 to a power swager.



Product Number	Description	Weight (Lbs.)
7480-0040	PC707 Swager Kit	8.00
7482-0429	Collar Swage Kit	.10
7482-0430	Cone Swage Kit	6.50
7482-0433	Adapter Assy.	1.25
7482-0482	Actuator Rod	1.15
7482-1253	Spacer for Collar Serial #'s above 18555-use w/Silver Backup Ring	.55

NOTE: Dies and pushers must be ordered separately. See Swage Data Chart in Gates Crimp Data Manual for details.

HOSE
HOSE/CPLG. SELECTION
G8K COUPLINGS
GLOBALSPIRAL COUPLINGS
PCM/ PCS FERRULES
MEGACRIMP COUPLINGS
STAINLESS STEEL
POWER CRIMP COUPLINGS
LOC. GL AND GLP COUPLINGS
POLARSEAL COUPLINGS
POLARSEAL II COUPLINGS
C14 COUPLINGS
PCTS THERMOPLASTIC COUPLINGS
FIELD ATTACHABLE G1 & G2 COUPLINGS
FIELD ATTACHABLE C5 & C5E COUPLINGS
SURELOK AIR BRAKE COUPLINGS
ADAPTERS
QUICK DISCONNECT COUPLERS
LIVE SWIVEL
BALL VALVES
ACCESSORIES
EQUIPMENT AND PARTS

PCTS Swager Pusher and Dies

	Product Number	Description	Weight (Lbs.)
HOSE			
HOSE/CPLG. SELECTION			
G8K COUPLINGS	7483-0300	G 302 1/8" Pusher Die	2.50
	7483-0301	G 303 3/16" Pusher Die	2.45
GLOBALSPIRAL COUPLINGS	7483-0302	G 304 1/4" Pusher Die	2.40
	7483-0303	G 305 5/16" Pusher Die	2.40
PCM / PCS FERRULES	7483-0304	G 306 3/8" Pusher Die	2.35
	7483-0305	G 308 1/2" Pusher Die	2.18
	7483-0306	G 312 3/4" Pusher Die	2.15
	7483-0307	G 316 1" Pusher Die	1.85
MEGACRIMP COUPLINGS	7483-0308	GM001 Male Pusher Cup	1.30
	7483-0309	GM002 Male Pusher Cup	1.12
	7483-0310	GM003 Male Pusher Cup	1.20
STAINLESS STEEL	7483-0311	GM004 Male Pusher Cup	1.09
	7483-0312	GM005 Male Pusher Cup	1.20
	7483-0313	GM009 Male Pusher Cup	1.50
POWER CRIMP COUPLINGS	7483-0314	GM010 Male Pusher Cup	1.40
	7483-0315	GM011 Male Pusher Cup	1.75
LOC. GL AND GLP COUPLINGS	7483-0316	GM012 Male Pusher Cup	1.65
	7483-0317	GM013 Male Pusher Cup	2.15
	7483-0319	GM023 Male Pusher Cup	1.30
POLARSEAL COUPLINGS	7483-0332	GF003 Female Pusher Cup	1.20
	7483-0333	GF006 Female Pusher Cup	1.85
	7483-0334	GF008 Female Pusher Cup	1.65
POLARSEAL II COUPLINGS	7483-0335	GF009 Female Pusher Cup	1.90
	7483-0336	GF011 Female Pusher Cup	1.25
	7483-0337	GF012 Female Pusher Cup	1.20
C14 COUPLINGS	7483-0338	GF013 Female Pusher Cup	1.20
	7483-0339	GF014 Female Pusher Cup	1.15
PCTS THERMOPLASTIC COUPLINGS	7483-0340	GF015 Female Pusher Cup	1.20
	7483-0341	GF016 Female Pusher Cup	1.45
	7483-0346	GT204 Bent Tube Pusher Cup	1.30
	7483-0347	GT205 Bent Tube Pusher Cup	1.30
FIELD ATTACHABLE G1 & G2 COUPLINGS	7483-0351	GT312 Bent Tube Pusher Cup	1.30
	7483-0355	GF005 Female Pusher Cup	1.50
	7483-0356	GM007 Male Pusher Cup	1.15
	7483-0357	GM008 Male Pusher Cup	1.45
FIELD ATTACHABLE C5 & C5E COUPLINGS	7483-0358	GF002 Female Pusher Cup	1.20
	7483-0359	GF004 Female Pusher Cup	1.55
	7483-0361	GF017 Female Pusher Cup	1.25
	7483-0362	GF010 Female Pusher Cup	1.25
SURELOK AIR BRAKE COUPLINGS	7483-0363	GM062 Male Pusher Cup	1.20
	7483-0364	GT206 Bent Tube Pusher Cup	.70
	7483-0366	GT308 Bent Tube Pusher Cup	1.60
	7483-0367	GM006 Male Pusher Cup	1.15
ADAPTERS	7483-0368	GT310 Bent Tube Pusher Cup	1.40
QUICK DISCONNECT COUPLERS			
LIVE SWIVEL			
BALL VALVES			
ACCESSORIES			

Gates HS-1 Hand Swager

Produces top quality assemblies using Gates 1/8" and 3/16" thermoplastic hydraulic hose with Gates PCTS couplings and Gates C14 PTFE hose and couplings. Simply insert the assembly into the swager from the bottom, place dies around the coupling, and pump the handle. A six-ton jack then goes to work and the swage is completed. Positive dies ensure a correct swage every time. The perfectly swaged assembly is removed and you are ready to repeat the process. Pushers and dies must be ordered separately.

Specifications:

- Dimensions: 15" wide by 7" deep by 19 1/2" high



Product Number	Description	Weight (Lbs.)
7483-1000	HS-1 Hand Swager	41.00

Power Mate 25 Machine and Stand

Portable hose assembly machine for field attachable couplings. 115 volts, 30 amps, 1 phase, 60 cycles.

Features Advantages:

- Accommodates male pipe, swivel, flange and elbow type field attachable couplings.
- Affords quick and simple operation reduces costly downtime and delays.
- Applies field attachable couplings in sizes from 3/16" through 2" I.D. on medium and high-pressure hose.
- Can be bench mounted or made portable with folding leg stand.
- Easy and safe to operate.
- Hand-skiving tool can be used with Power Mate 25.
- Heavy-duty provides years of trouble-free service.
- Produces complete, dependable hose assemblies.
- Weighs 141 lbs. (without stand). Takes up less than 4 by 5 ft. of floor space with stand.



Product Number	Description	Weight (Lbs.)
7480-0029	Powermate 25 Reuse. Cplg. Mach.	152.00
7480-0030	Power Mate 25 Stand	38.00

HOSE
HOSE/CPLG. SELECTION
G8K COUPLINGS
GLOBALSPIRAL COUPLINGS
PCM / PCS FERRULES
MEGACRIMP COUPLINGS
STAINLESS STEEL
POWER CRIMP COUPLINGS
LOC. GL AND GLP COUPLINGS
POLARSEAL COUPLINGS
POLARSEAL II COUPLINGS
C14 COUPLINGS
PCTS THERMOPLASTIC COUPLINGS
FIELD ATTACHABLE G1 & G2 COUPLINGS
FIELD ATTACHABLE C5 & C5E COUPLINGS
SURELOK AIR BRAKE COUPLINGS
ADAPTERS
QUICK DISCONNECT COUPLERS
LIVE SWIVEL
BALL VALVES
ACCESSORIES
EQUIPMENT AND PARTS

HOSE
HOSE/CPLG. SELECTION
G8K COUPLINGS
GLOBALSPIRAL COUPLINGS
PCM / PCS FERRULES
MEGACRIMP COUPLINGS
STAINLESS STEEL
POWER CRIMP COUPLINGS
LOC, GL AND GLP COUPLINGS
POLARSEAL COUPLINGS
POLARSEAL II COUPLINGS
C14 COUPLINGS
PCTS THERMOPLASTIC COUPLINGS
FIELD ATTACHABLE G1 & G2 COUPLINGS
FIELD ATTACHABLE C5 & C5E COUPLINGS
SURELOK AIR BRAKE COUPLINGS
ADAPTERS
QUICK DISCONNECT COUPLERS
LIVE SWIVEL
BALL VALVES
ACCESSORIES
EQUIPMENT AND PARTS

Lock-On Tool

This hand-operated coupling machine, made of rugged cast iron and steel construction, eliminates the hard work of manually pushing stems into hose. It comes complete with mandrels for 1/4", 3/8", 1/2", 5/8" and 3/4" I.D. sizes of lock-on couplings.



Product Number	Description	Weight (Lbs.)
7480-0100	Lock-On Tool	15.00

Lock-On Parts

Product Number	Description	Weight (Lbs.)
7482-0543	Clamp Cam	.88
7482-1603	Handle	3.13
7482-2070	Hose Clamp	.14
7482-2074	Mandrel Support	.27
7482-2076	Mandrel 1/2" and 5/8"	.20
7482-2079	Mandrel 3/4"	.60
7482-2502	Compression Spring	.03
7482-2585	Follower 1/2" and 5/8"	.25
7482-2608	Follower Assy. 1/4"	.30
7482-2610	Follower Assy. 3/8"	.25
7482-2612	Follower Assy. 3/4"	.25
7482-2788	Mandrel 1/4"	.05
7482-2789	Mandrel 3/8"	.10

Hand-Operated Hose Perforator Tool

These hose perforators have needle-studded wooden rollers which perforate the covers of non-skive wire braid hose used in high pressure inert gas applications. They are hand operated so the operator can control the degree of perforation in the hose cover.



Specifications:

- Dimensions: 7482-6565 - 2 1/2" O.D. roller by 1 1/4" wide by 8" OAL
- Dimensions: 7482-6566 - 3 3/4" O.D. roller by 3" wide by 9 1/2" OAL

Product Number	Description	Weight (Lbs.)
7482-6565	1 1/4" Hose Perf. for 3/16" - 3/4" Hose	1.00
7482-6566	3" Hose Perf. for 1" - 2" Hose	2.00

C14 Hose Cutting Shear - Recommended for PTFE Hose

This cutting shear handles Gates C14 PTFE hose up through 1" without requiring pretaping of the hose. The shear is fast and easy to use and results in a very clean cut.

Specifications:

- Dimensions: 9" wide by 15" high by 14" deep. 30" handle



Product Number	Description	Weight (Lbs.)
7480-6596	Hose Cutting Shear for C14 Hose	23.00

C14 Hose Insertion Die Holder - For use with Hose Insertion Dies

Required for inserting hose into ferrule on all sizes. Use the fixture to mount the Hose Insertion Die Holder onto a bench top to aid in the assembly of Gates® C14 hose. Each item listed in the table below must be ordered separately. See product numbers listed in Gates Crimp Data and Dies Manual.



Product Number	Description	Weight (Lbs.)
7483-0510	Hose Insert. Die Holder	.74
7483-0511	Hose Insert. Fixture	.58

HOSE
HOSE/CPLG. SELECTION
G8K COUPLINGS
GLOBALSPIRAL COUPLINGS
PCM / PCS FERRULES
MEGACRIMP COUPLINGS
STAINLESS STEEL
POWER CRIMP COUPLINGS
LOC. GL AND GLP COUPLINGS
POLARSEAL COUPLINGS
POLARSEAL II COUPLINGS
C14 COUPLINGS
PCTS THERMOPLASTIC COUPLINGS
FIELD ATTACHABLE G1 & G2 COUPLINGS
FIELD ATTACHABLE C5 & C5E COUPLINGS
SURELOK AIR BRAKE COUPLINGS
ADAPTERS
QUICK DISCONNECT COUPLERS
LIVE SWIVEL
BALL VALVES
ACCESSORIES
EQUIPMENT AND PARTS

C14 Insertion Dies

Used to guide the hose into the ferrule when used with the Hose Insertion Die Holder. One set required for each hose size. See product numbers listed in Gates Crimp Data and Dies Manual.



Product Number	Description	Weight (Lbs.)
7483-0503	HD-4C14	.60
7483-0504	HD-5C14	.60
7483-0505	HD-6C14	.55
7483-0506	HD-8C14	.55
7483-0507	HD-10C14	.50
7483-0508	HD-12C14	.40
7483-0509	HD-16C14	.25

C14 Hose Expanders

Used to expand the hose and round out the tube after cutting and to insert the stem into the hose. One expander required for each hose size. See product numbers listed in Gates Crimp Data and Dies Manual..



Product Number	Description	Weight (Lbs.)
7483-0555	HE-4C14	.55
7483-0556	HE-5C14	.50
7483-0557	HE-6C14	.60
7483-0558	HE-8C14	.55
7483-0559	HE-10C14	.65
7483-0560	HE-12C14	.75
7483-0561	HE-16C14	1.33

HOSE
HOSE/CPLG. SELECTION
G8K COUPLINGS
GLOBALSPIRAL COUPLINGS
PCM / PCS FERRULES
MEGACRIMP COUPLINGS
STAINLESS STEEL
POWER CRIMP COUPLINGS
LOC, GL AND GLP COUPLINGS
POLARSEAL COUPLINGS
POLARSEAL II COUPLINGS
C14 COUPLINGS
PCTS THERMOPLASTIC COUPLINGS
FIELD ATTACHABLE G1 & G2 COUPLINGS
FIELD ATTACHABLE C5 & C5E COUPLINGS
SURELOK AIR BRAKE COUPLINGS
ADAPTERS
QUICK DISCONNECT COUPLERS
LIVE SWIVEL
BALL VALVES
ACCESSORIES

C14 Swager Dies

Specifically designed to swage Gates® C14 hose assemblies. They provide the required swage dimensions to meet full performance. One die set is required for each hose size. See product numbers listed in Gates® Crimp Data and Dies Manual.



Product Number	Description	Weight (Lbs.)
7483-0513	SD-4C14	2.65
7483-0514	SD-5C14	2.79
7483-0515	SD-6C14	2.60
7483-0516	SD-8C14	2.55
7483-0517	SD-10C14	2.64
7483-0518	SD-12C14	2.45
7483-0519	SD-16C14	2.30

HOSE

HOSE/CPLG. SELECTION

G8K COUPLINGS

GLOBALSPIRAL COUPLINGS

PCM / PCS FERRULES

MEGACRIMP COUPLINGS

STAINLESS STEEL

POWER CRIMP COUPLINGS

LOC. GL AND GLP COUPLINGS

POLARSEAL COUPLINGS

POLARSEAL II COUPLINGS

C14 COUPLINGS

PCTS THERMOPLASTIC COUPLINGS

FIELD ATTACHABLE G1 & G2 COUPLINGS

FIELD ATTACHABLE C5 & C5E COUPLINGS

SURELOK AIR BRAKE COUPLINGS

ADAPTERS

QUICK DISCONNECT COUPLERS

LIVE SWIVEL

BALL VALVES

ACCESSORIES

EQUIPMENT AND PARTS

C14 Swager Pushers

Specially designed to accommodate Gates® C14 couplings. They protect the threads and bottom out on the dies to complete the swage. Use the C14 Swage Data Chart in Gates Crimp Data and Dies Manual to determine the proper pushers.



Product Number	Description	Weight (Lbs.)
7483-0521	P-C14-12TUBE	1.90
7483-0522	P-C14-12TUBE-JS	2.05
7483-0530	P-C14-4TUBE	1.06
7483-0531	P-C14-5TUBE	1.05
7483-0532	P-C14-6TUBE	1.35
7483-0533	P-C14-8TUBE	1.36
7483-0534	P-C14-10TUBE	1.75
7483-0536	P-C14-4FJSX	1.30
7483-0537	P-C14-5FJSX	1.30
7483-0538	P-C14-6FJX	1.25
7483-0539	P-C14-6FSX	1.25
7483-0540	P-C14-8FJSX	1.20
7483-0541	P-C14-10FJSX	1.06
7483-0542	P-C14-12FJX	1.85
7483-0543	P-C14-12FSX	.90
7483-0544	P-C14-16FJSX	1.64
7483-0545	P-C14-4MP	1.30
7483-0546	P-C14-6MP	1.25
7483-0547	P-C14-8MP-8 & 10ABC	1.15
7483-0548	P-C14-12MP-12ABC	1.95
7483-0549	P-C14-16MP	1.65
7483-0550	P-C14-2MP	1.35
7483-0552	P-C14-6TBFLX	.53
7483-0553	P-C14-12TBFLX	1.15
7483-0554	P-C14-16TBFLX	2.00
7483-0580	P-C14-16TUBE-JS	4.08

MegaCrimp® Coupling Insertion Tool

Offers an easy way to confirm the right insertion depth for all Gates wire-braid hydraulic hose. To use, simply insert the hose into its proper slot indicated by dash size, push it all the way in, check for square cut (maximum allowable angle of cut is five degrees), then mark the insertion depth on the hose.



Product Number	Description	Weight (Lbs.)
7482-1342	MegaCrimp Insertion Tool	4.30

HOSE
HOSE/CPLG. SELECTION
G8K COUPLINGS
GLOBALSPIRAL COUPLINGS
PCM / PCS FERRULES
MEGACRIMP COUPLINGS
STAINLESS STEEL
POWER CRIMP COUPLINGS
LOC, GL AND GLP COUPLINGS
POLARSEAL COUPLINGS
POLARSEAL II COUPLINGS
C14 COUPLINGS
PCTS THERMOPLASTIC COUPLINGS
FIELD ATTACHABLE G1 & G2 COUPLINGS
FIELD ATTACHABLE C5 & C5E COUPLINGS
SURELOK AIR BRAKE COUPLINGS
ADAPTERS
QUICK DISCONNECT COUPLERS
LIVE SWIVEL
BALL VALVES
ACCESSORIES
EQUIPMENT AND PARTS

MegaClean™ Hose Nozzles

Used to remove dirt from the inside out with the help of pressurized launchers and compatible nozzles. Gates MegaClean foam projectiles sweep through the inside surface of the hose, taking fine particles of loose dirt and other contaminants with them. At 20-30 percent larger than the hose ID, these projectiles leave nothing behind but a hose that truly is clean from the inside out.



Product Number	Description	Weight (Lbs.)
7467-3000	MegaClean GH-04 Hose Nozzle	1.00
7467-3001	MegaClean GH-05 Hose Nozzle	1.00
7467-3002	MegaClean GH-06 Hose Nozzle	1.00
7467-3003	MegaClean GH-08 Hose Nozzle	1.00
7467-3004	MegaClean GH-10 Hose Nozzle	1.00
7467-3005	MegaClean GH-12 Hose Nozzle	1.00
7467-3006	MegaClean GH-16 Hose Nozzle	1.00
7467-3007	MegaClean GH-20 Hose Nozzle	1.00
7467-3008	MegaClean GH-24 Hose Nozzle	3.00
7467-3009	MegaClean GH-32 Hose Nozzle	3.00
7467-3010	MegaClean GH-40 to GH-64 Hose Nozzle Assortment	5.00
7467-3011	MegaClean GT-02 Tube Nozzle	1.00
7467-3012	MegaClean GA-04 JIC Assembly Nozzle	1.00
7467-3013	MegaClean GT-04 Tube Nozzle	1.00
7467-3014	MegaClean GT-05 Tube Nozzle	1.00
7467-3015	MegaClean GA-06 JIC Assembly Nozzle	1.00
7467-3016	MegaClean GT-06 Tube Nozzle	1.00
7467-3017	MegaClean GA-08 JIC Assembly Nozzle or Tube	1.00
7467-3018	MegaClean GA-10 JIC Assembly Nozzle or Tube	1.00
7467-3019	MegaClean GA-12 JIC Assembly Nozzle or Tube	1.00
7467-3020	MegaClean GA-16 JIC Assembly Nozzle or Tube	1.00
7467-3021	MegaClean GT-20 Tube Nozzle	1.00
7467-3022	MegaClean GA-20 JIC Assembly Nozzle or Tube	1.00
7467-3023	MegaClean GA-24 JIC Assembly Nozzle or Tube	3.00
7467-3024	MegaClean GA-32 JIC Assembly Nozzle or Tube	3.00
7467-3025	MegaClean GA-04 FFORX Flat Face Nozzle	1.00

MegaClean™ Launcher Kits



Product Number	Description	Weight (Lbs.)
7467-0000	MegaClean Starter Kit - K40-64	22.00
7467-0001	MegaClean Starter Kit - 32	18.00
7467-0002	MegaClean Starter Kit - 20	16.60
7467-0003	MegaClean Bench Mount Kit -20	25.40

HOSE
HOSE/CPLG. SELECTION
G8K COUPLINGS
GLOBALSPIRAL COUPLINGS
PCM / PCS FERRULES
MEGACRIMP COUPLINGS
STAINLESS STEEL
POWER CRIMP COUPLINGS
LOC. GL AND GLP COUPLINGS
POLARSEAL COUPLINGS
POLARSEAL II COUPLINGS
C14 COUPLINGS
PCTS THERMOPLASTIC COUPLINGS
FIELD ATTACHABLE G1 & G2 COUPLINGS
FIELD ATTACHABLE C5 & C5E COUPLINGS
SURELOK AIR BRAKE COUPLINGS
ADAPTERS
QUICK DISCONNECT COUPLERS
LIVE SWIVEL
BALL VALVES
ACCESSORIES
EQUIPMENT AND PARTS

MegaClean™ Launcher Parts

Used to remove dirt from the inside out with the help of pressurized launchers and compatible nozzles. Gates MegaClean foam projectiles sweep through the inside surface of the hose, taking fine particles of loose dirt and other contaminants with them. At 20-30 percent larger than the hose ID, these projectiles leave nothing behind but a hose that truly is clean from the inside out.

Product Number	Description	Weight (Lbs.)
7467-1000	MegaClean L-32 Hand Launcher	22.00
7467-1001	MegaClean L-20 Hand Launcher	1.75
7467-1002	MegaClean L-64 Hand Launcher	30.00
7467-1003	MegaClean LC32 (Case Only)	40.00
7467-1004	MegaClean LC64 (Case Only)	40.00
7467-1005	MegaClean LC20 (Case Only)	40.00
7467-1006	MegaClean Projectile Catcher Bucket	16.00
7467-1007	MegaClean Assembly Tape	2.70
7467-1008	MegaClean Launcher Stand 32 and 64	7.00
7467-2000	MegaClean Male Quick Release Rotary Plug	2.00
7467-2001	MegaClean Female Quick Coupler for Launcher	3.00
7467-2003	MegaClean Adptr GAR-1 for MCL32 (-2 thru -20)	2.00
7467-2004	MegaClean Adptr GAR-1 for MCL64 (-2 thru -20)	3.00
7467-2005	MegaClean Adptr GAR-1 for MCL64 (-24 and -32)	2.00

Rebuilt Equipment

All rebuilt equipment carries a full one-year warranty, the same as the new equipment. All equipment has been repainted and refurbished. Inventory varies. Contact Iola Distribution (318) 365-6961 for specific products availability.



Product Number	Description	Weight (Lbs.)
7480-00437	PC707ND (No Dies) Refurb	250.00
7480-00467	PC707ND (No Dies) - 230 Volt Refurb	250.00
7480-00497	PC707ND (No Dies) w/Brackets Refurb	250.00
7480-00507	MC4-20 PS Refurb	74.00
7480-00517	MC4-20 DD Refurb	74.00
7480-00707	SC32 Pump 220V Refurb	435.00
7480-00717	SC32 Crimper/Pump 110V Referb	435.00
7481-00027	Air Pump for MC4-20 Refurb	12.00
7481-00067	Hand Pump for MC4-20 Refurb	29.00
7481-00147	PC3000B E-H Pump Refurb	80.00
7481-00237	PC707 E-H Pump Refurb	85.00
7481-00287	PC707 E-H Pump - 230 Volt Refurb	85.00
7481-00337	1/4HP, 115V Pump MC4-20 Refurb	20.00
7481-00347	1/2HP, 115V Pump MC4-20 Refurb	37.00
7481-00357	1 1/2HP, 115V Pump MC4-20 Refurb	140.00
7481-00377	1/4HP, 12VDC Pump MC4-20 Refurb	20.00

HOSE
HOSE/CPLG. SELECTION
G8K COUPLINGS
GLOBALSPIRAL COUPLINGS
PCM / PCS FERRULES
MEGACRIMP COUPLINGS
STAINLESS STEEL
POWER CRIMP COUPLINGS
LOC, GL AND GLP COUPLINGS
POLARSEAL COUPLINGS
POLARSEAL II COUPLINGS
C14 COUPLINGS
PCTS THERMOPLASTIC COUPLINGS
FIELD ATTACHABLE G1 & G2 COUPLINGS
FIELD ATTACHABLE C5 & C5E COUPLINGS
SURELOK AIR BRAKE COUPLINGS
ADAPTERS
QUICK DISCONNECT COUPLERS
LIVE SWIVEL
BALL VALVES
ACCESSORIES
EQUIPMENT AND PARTS

Finn Power Equipment Die Sets

Product Number	Description	Weight (Lbs.)
7482-0950	Die Set (FP31)	10.15
7482-0951	Die Set (FP32)	9.95
7482-0952	Die Set (FP33)	9.75
7482-0953	Die Set (FP34)	9.55
7482-0954	Die Set (FP35)	9.25
7482-0955	Die Set (FP36)	8.85
7482-0956	Die Set (FP37)	8.45
7482-0958	Die Set (FP39)	10.10
7482-0960	Die Set (FP311)	8.85
7482-0961	Die Set (FP312)	7.30
7482-0962	Die Set (FP313)	6.70
7482-0963	Die Set (FP301)	10.20
7482-0964	Die Set (FP6AC)	5.15
7482-0965	Die Set (FP8AC)	5.10
7482-0966	Die Set (FP10AC)	5.10
7482-0967	Die Set (FP12AC)	4.85
7482-0969	Die Set (FP32C4)	4.65
7482-0970	Die Set (FP314)	5.70
7482-0971	Die Set (FP30)	10.20
7482-0972	Die Set (FP304)	9.80
7482-0973	Die Set (FP302)	10.20
7482-0974	Die Set (FP86)	4.65
7482-0975	Die Set (FP87)	6.00
7482-0976	Die Set (FP88)	6.60
7482-0984	Die Set (FP21)	10.05
7482-0985	Die Set (FP22)	5.10
7482-1129	Die Set (FP310L)	9.50
7482-1248	Die Set (FP81)	7.90
7482-1249	Die Set (FP82)	7.35
7482-1250	Die Set (FP83)	6.50
7482-1251	Die Set (FP84)	6.90
7482-1252	Die Set (FP85)	5.25
7482-1258	Die Set (FP21S)	5.00
7482-1259	Die Set (FP22S)	5.45
7482-1281	Die Set (FP91)	9.80
7482-1325	Die Set (FP22M)	9.80
7482-1331	Die Set (FP18M)	10.00
7482-1403	Die Set (FP400)	5.45
7482-1405	Die Set (FP3335) LG	9.48
7482-1406	Die Set (FP3234) LG	9.48
7482-1415	Die Set (FP3436) LG	9.47
7482-1440	Die Set (FP3537) LG	8.98
7482-1441	Die Set (FP3638) LG	8.57
7482-1442	Die Set (FP38311) LG	9.00

HOSE
HOSE/CPLG. SELECTION
G8K COUPLINGS
GLOBAL SPIRAL COUPLINGS
PCM / PCS FERRULES
MEGACRIMP COUPLINGS
STAINLESS STEEL
POWER CRIMP COUPLINGS
LOC. GL AND GLP COUPLINGS
POLARSEAL COUPLINGS
POLARSEAL II COUPLINGS
C14 COUPLINGS
PCTS THERMOPLASTIC COUPLINGS
FIELD ATTACHABLE G1 & G2 COUPLINGS
FIELD ATTACHABLE C5 & C5E COUPLINGS
SURELOK AIR BRAKE COUPLINGS
ADAPTERS
QUICK DISCONNECT COUPLERS
LIVE SWIVEL
BALL VALVES
ACCESSORIES
EQUIPMENT AND PARTS

Uniflex Equipment Die Sets

Product Number	Description	Weight (Lbs.)
7482-1382	UNIFLEX Die Set (21)	4.40
7482-1383	UNIFLEX Die Set (22)	4.30
7482-1386	UNIFLEX Die Set (33)	4.15
7482-1387	UNIFLEX Die Set (34)	3.95
7482-1388	UNIFLEX Die Set (35)	3.75
7482-1390	UNIFLEX Die Set (37)	3.05
7482-1392	UNIFLEX Die Set (39)	3.15
7482-1394	UNIFLEX Die Set (311)	24.85

HOSE

HOSE/CPLG.
SELECTION

G8K COUPLINGS

GLOBALSPIRAL
COUPLINGS

PCM / PCS
FERRULES

MEGACRIMP
COUPLINGS

STAINLESS
STEEL

POWER CRIMP
COUPLINGS

LOC, GL AND GLP
COUPLINGS

POLARSEAL
COUPLINGS

POLARSEAL II
COUPLINGS

C14 COUPLINGS

PCTS
THERMOPLASTIC
COUPLINGS

FIELD
ATTACHABLE G1
& G2 COUPLINGS

FIELD
ATTACHABLE C5
& C5E
COUPLINGS

SURELOK AIR
BRAKE
COUPLINGS

ADAPTERS

QUICK
DISCONNECT
COUPLERS

LIVE SWIVEL

BALL VALVES

ACCESSORIES

EQUIPMENT AND
PARTS

MegaClean™ System

Used to remove dirt from the inside out with the help of pressurized launchers and compatible nozzles. Gates MegaClean foam projectiles sweep through the inside surface of the hose, taking fine particles of loose dirt and other contaminants with them. At 20–30 percent larger than the hose ID, these projectiles leave nothing behind but a hose that truly is clean from the inside out.

MegaClean MC-K32 Kit

Product Number 7467-0001

- MCL-32 Hand Launcher (Including "Rotary" Plug & Coupler)
- MC-GAR-1 Adapter Ring (-4 thru -20)
- LC32 Carrying & Storage Case
- Hose Nozzles GH-04, GH-05, GH-06, GH-08, GH-10, GH-12, GH-16, GH-20, GH-24, GH-32
- JIC Assembly Nozzles GA-04, GA-06, GA-08, GA-10, GA-12, GA-16, GA-20, GA-24, GA-32
- GA-04-FFORX Nozzle
- MC-32 Launcher Stand
- 1 Projectile Catcher Bucket
- 1 Roll MegaClean Assembly Tape
- 1 Bag of Projectiles Listed in Chart Below

MegaClean MC-K20 Kit

Product Number 7467-0002

- MCL-20 Hand Launcher
- Female Quick-Release Coupler
- LC20 Carrying & Storage Case
- Hose Nozzles GH-04, GH-05, GH-06, GH-08, GH-10, GH-12, GH-16, GH-20
- 1 Projectile Catcher Bucket
- 1 Roll MegaClean Assembly Tape
- 1 Bag of Projectiles Listed in Chart Below

MegaClean Projectiles Included in Kits

Product Number	Part Number	MC-K32	MC-K20	Bag Quantity
7467-50005	HAP-04	X	X	100
7467-50025	HP-04	X	X	100
7467-50035	HAP-06	X	X	100
7467-50045	HP-06	X	X	100
7467-50055	HAP-08	X	X	100
7467-50065	HP-08	X	X	100
7467-50075	HP-08-1	X	X	50
7467-50085	HP-10	X	X	50
7467-50105	HP-12	X	X	50
7467-50135	HP-16	X	X	40
7467-50155	HP-20	X	X	30
7467-50175	HP-24	X		20
7467-50195	HP-32	X		15



How it works:



Step1



Step2

(continues next page)

HOSE
HOSE/CPLG. SELECTION
G8K COUPLINGS
GLOBAL SPIRAL COUPLINGS
PCM / PCS FERRULES
MEGACRIMP COUPLINGS
STAINLESS STEEL
POWER CRIMP COUPLINGS
LOC. GL AND GLP COUPLINGS
POLAR SEAL COUPLINGS
POLAR SEAL II COUPLINGS
C14 COUPLINGS
PCTS THERMOPLASTIC COUPLINGS
FIELD ATTACHABLE G1 & G2 COUPLINGS
FIELD ATTACHABLE C5 & C5E COUPLINGS
SURELOK AIR BRAKE COUPLINGS
ADAPTERS
QUICK DISCONNECT COUPLERS
LIVE SWIVEL
BALL VALVES
ACCESSORIES
EQUIPMENT AND PARTS

MegaClean™ System Replacement Projectiles

HOSE
HOSE/CPLG. SELECTION
G8K COUPLINGS
GLOBALSPIRAL COUPLINGS
PCM / PCS FERRULES
MEGACRIMP COUPLINGS
STAINLESS STEEL
POWER CRIMP COUPLINGS
LOC, GL AND GLP COUPLINGS
POLARSEAL COUPLINGS
POLARSEAL II COUPLINGS
C14 COUPLINGS
PCTS THERMOPLASTIC COUPLINGS
FIELD ATTACHABLE G1 & G2 COUPLINGS
FIELD ATTACHABLE C5 & C5E COUPLINGS
SURELOK AIR BRAKE COUPLINGS
ADAPTERS
QUICK DISCONNECT COUPLERS
LIVE SWIVEL
BALL VALVES
ACCESSORIES
EQUIPMENT AND PARTS

Description	Product Number	Part Number
MegaCleanHAP-04-01 Assembly Projectile (100 ea)	7467-50005	MC-HAP-04-1
MegaCleanHAP-04 Assembly Projectile (100 ea)	7467-50015	MC-HAP-04
MegaCleanHP-04 Hose Projectile (100 ea)	7467-50025	MC-HP-04
MegaCleanHAP-06 Assembly Projectile (100 ea)	7467-50035	MC-HAP-06
MegaCleanHP-06 Hose Projectile (100 ea)	7467-50045	MC-HP-06
MegaCleanHAP-08 Assembly Projectile (100 ea)	7467-50055	MC-HAP-08
MegaCleanHP-08 Hose Projectile (100 ea)	7467-50065	MC-HP-08
MegaCleanHP-08-1 Hose Projectile (50 ea)	7467-50075	MC-HP-08-1
MegaCleanHP-10 Hose Projectile (50 ea)	7467-50085	MC-HP-10
MegaCleanHP-10-1 Hose Projectile (50 ea)	7467-50095	MC-HP-10-1
MegaCleanHP-12 Hose Projectile (50 ea)	7467-50105	MC-HP-12
MegaCleanHP-12-1 Hose Projectile (40 ea)	7467-50115	MC-HP-12-1
MegaCleanHP-14 Hose Projectile (40 ea)	7467-50125	MC-HP-14
MegaCleanHP-16 Hose Projectile (40 ea)	7467-50135	MC-HP-16
MegaCleanHP-16-1 Hose Projectile (30 ea)	7467-50145	MC-HP-16-1
MegaCleanHP-20 Hose Projectile (30 ea)	7467-50155	MC-HP-20
MegaCleanHP-20-1 Hose Projectile (20 ea)	7467-50165	MC-HP-20-1
MegaCleanHP-24 Hose Projectile (20 ea)	7467-50175	MC-HP-24
MegaCleanHP-24-1 Hose Projectile (15 ea)	7467-50185	MC-HP-24-1
MegaCleanHP-32 Hose Projectile (15 ea)	7467-50195	MC-HP-32
MegaCleanHP-32-1 Hose Projectile (10 ea)	7467-50205	MC-HP-32-1
MegaCleanHP-40 Hose Projectile (10 ea)	7467-50215	MC-HP-40
MegaCleanHP-48 Hose Projectile (10 ea)	7467-50225	MC-HP-48
MegaCleanHP-56 Hose Projectile (10 ea)	7467-50235	MC-HP-56
MegaCleanHP-64 Hose Projectile (10 ea)	7467-50245	MC-HP-64

Description – Bulk Pack	Product Number	Part Number
MegaCleanHAPB-04-01 Assembly Projectile Bulk (10000ea)	7467-5000	MC-HAPB-04-1
MegaCleanHAPB-04 Assembly Projectile Bulk (10000ea)	7467-5001	MC-HAPB-04
MegaCleanHAPB-04 Assembly Projectile Bulk (10000ea)	7467-5002	MC-HPB-04
MegaCleanHAPB-06 Assembly Projectile Bulk (10000ea)	7467-5003	MC-HAPB-06
MegaCleanHPB-06 Hose Projectile Bulk (10000ea)	7467-5004	MC-HPB-06
MegaCleanHAPB-08 Assembly Projectile Bulk (10000ea)	7467-5005	MC-HAPB-08
MegaCleanHPB-08 Hose Projectile Bulk (10000ea)	7467-5006	MC-HPB-08
MegaCleanHPB-08-1 Hose Projectile Bulk (9000ea)	7467-5007	MC-HPB-08-1
MegaCleanHPB-10 Hose Projectile Bulk (7000ea)	7467-5008	MC-HPB-10
MegaCleanHPB-10-1 Hose Projectile Bulk (5500ea)	7467-5009	MC-HPB-10-1
MegaCleanHPB-12 Hose Projectile Bulk (4000ea)	7467-5010	MC-HPB-12
MegaCleanHPB-12-1 Hose Projectile Bulk (3800ea)	7467-5011	MC-HPB-12-1
MegaCleanHPB-14 Hose Projectile Bulk (3500ea)	7467-5012	MC-HPB-14
MegaCleanHPB-16 Hose Projectile Bulk (2000ea)	7467-5013	MC-HPB-16
MegaCleanHPB-16-1 Hose Projectile Bulk (1900ea)	7467-5014	MC-HPB-16-1
MegaCleanHPB-20 Hose Projectile Bulk (1500ea)	7467-5015	MC-HPB-20
MegaCleanHPB-20-1 Hose Projectile Bulk (1200ea)	7467-5016	MC-HPB-20-1
MegaCleanHPB-24 Hose Projectile Bulk (650ea)	7467-5017	MC-HPB-24
MegaCleanHPB-24-1 Hose Projectile Bulk (600ea)	7467-5018	MC-HPB-24-1
MegaCleanHPB-32 Hose Projectile Bulk (450ea)	7467-5019	MC-HPB-32
MegaCleanHPB-32-1 Hose Projectile Bulk (360ea)	7467-5020	MC-HPB-32-1



Step3



Step4



Step5



Step6

PART NUMBER INDEX

PART#	PAGE	PART#	PAGE	PART#	PAGE
1 1/2HP, 115V Pump MC4-20 Refurb	W32	2MBSPP-2MP	R58	3C2-6FDLX	I5
1 1/2HP, 115V, AC Pump	W1	2MBSPP-4FBSPPX	R76	3C2-6FDLX90	I5
1 1/4" Hose Perf. for 3/16" - 3/4" Hose	W26	2MBSPP-4FJX	R61	3CARTRIDGE-AB	O1
1 1/4" THRU 2" BV LOCK OUT KIT	U4	2MBSPP-4FP	R58	3FJ-CAP	R22
1 1/8" RSG-25FT	V4	2MBSPP-4MJ	R59	3G1XBALE	B27
1 3/8" CS1157-25FT	V5	2MBSPP-4MJ45	R60	3G1XCTN	B27
1 3/8" FSG-25FT	V4	2MBSPP-4MJ90	R61	3G1XREEL	B27
1 3/32" FSG-25FT	V4	2MBSPP-4MP	R58	3G2 X50FT	B22
1 3/64" RSG-25FT	V4	2MBSPP-5MJ	R59	3G2XREEL	B22
1 5/8" FSG-25FT	V4	2MBSPP-6MJ	R59	3GTHXCTN	B35
1 5/8" RSG-25FT	V4	2MBSPPOR-4MFFOR	R63	3LOLAXREEL*	B40
1 7/8" CS1158-25FT	V5	2MBSPPOR-4MFFOR45	R64	3LOLBXREEL*	B40
1 7/32" FSG-25FT	V4	2MBSPPOR-4MFFOR90	R65	3LOLCXREEL**	B40
1 9/16" FSG-25FT	V4	2MBSPPOR-4MJ	R62	3LOLGXREEL**	B40
1 9/32" FSG-25FT	V4	2MBSPP-PLUG	R76	3LOLRXREEL*	B40
1 9/32" RSG-25FT	V4	2MBSPT-4MJ	R56	3LOLYXREEL**	B40
1 11/16" FSG-5FT	V4	2MBSPT-4MJ45	R56	3M3KXREEL	B16
1 11/32" RSG-25FT	V4	2MBSPT-4MJ90	R57	3M3K-XTFXREEL	B18
1 27/32" FSG-15FT	V4	2MBSPT-5MJ	R56	3MB-2FP	R13
1 27/32" RSG-10FT	V4	2MBSPT-6MJ	R56	3MB-3MJ90	R19
1 37/64" RSG-25FT	V4	2MBSPT-PLUG	R75	3MB-4MJ	R17
1 51/64" FSG-15FT	V4	2MJ-2FP	R35	3MB-PLUG	R12
1" CS1156-50FT	V5	2MJ-2MJ	R23	3MJ-2FP	R35
1" FSG-25FT	V4	2MJ-2MJ-2MJ	R28	3MJ-2MJ	R23
1.5" 2 Wire Shop Saw 60Hz 115VAC	W20	2MJ-2MJ90	R24	3MJ-2MP	R31
1/2" CS1153-100FT	V5	2MJ-2MP	R31	3MJ-2MP45	R33
1/2HP, 115V Pump MC4-20 Refurb	W32	2MJ-2MP45	R33	3MJ-2MP90	R34
1/2HP, 115V, AC Pump	W1	2MJ-2MP90	R34	3MJ-3BKHD	R27
1/4 - 20 X 5/8 Screw	W14	2MP-2FP90	R4	3MJ-3MJ	R23
1/4" CS1151-100FT	V5	2MP-2FPX	R5	3MJ-3MJ-2MP	R38
1/4" THRU 1/2" BV LOCK OUT KIT	U4	2MP-2FPX45	R5	3MJ-3MJ-3MJ	R28
1/4HP, 12V, DC Pump	W1	2MP-2FPX90	R6	3MJ-4FP	R35
1/4HP, 12VDC Pump MC4-20 Refurb	W32	2MP-2MP	R1	3MJ-PLUG	R22
1/4HP, 115V Pump MC4-20 Refurb	W32	2MP-2MP90	R2	3NABTA X100FT	B45
2 1/8" RSG-7FT	V4	2MP-4AB-4AB	O5	3PC1FS	I6
2 3/32" FSG-10FT	V4	2MP-4FP90	R4	3PC2F-2	I6
2 7/8" FSG-5FT	V5	2MP-4FPL	R3	3PCTS-2MP	N1
2 7/64" RSG-7FT	V4	2MP-4FPX	R5	3PCTS-2MPX	N1
2 11/32" FSG-5FT	V4	2MP-4FPX45	R5	3PCTS-4FJSX	N2
2 Drawer Coupling Cabinet	W18	2MP-4FPX90	R6	3PCTS-4FJX90S	N2
2 Position 3-Way Solenoid	W9	2MP-6FPL	R3	3PCTS-4MP	N1
2 Stage Hand Pump	W1	2MP-PLUG	R1	3PCTS-4MPX	N1
2" Shop Saw Coolant Kit	W20	2MPX-4AB-4AB	O7	3RFSXREEL	B28
2" Wire Shop Saw 60Hz 230VAC w/Coolant System	W20	2NABTA X100FT	B45	3RLA X25FT	B37
2.5AB-1MP	O2	2NABTAXLG REEL	B45	3RLAXREEL	B37
2.5AB-2.5AB	O11	2PCTS-2MP	N1	3TH7NC X50FT	B50
2.5AB-2FP	O8	2PCTS-2MPX	N1	3TH7NCXCTN	B50
2.5AB-2MP	O2	2PCTS-3FJX	N1	3TH7XCTN	B49
2.5AB-2MP90	O3	2PCTS-4FJSX	N2	3TH8XCTN	B48
2.5AB-2MPX90	O5	2PCTS-4MP	N1	3TS	V16
2.5AB-PLUG	O1	2TH7NCXCTN	B49	3TSN	V16
2.5NABTA X100FT	B45	2TH7XCTN	B49	4 O-RING	V13
2AB-2AB	O11	2TSN	V16	4 O-RING FBSPP	V14
2AB-2AB-2AB	O12	3 1/2" Wide Bins w/3 Dividers (Carton of 10)	W17	4 O-RING FF	V14
2AB-2MP	O2	3 O-RING	V13	4-4FBO	I4
2AB-2MP90	O3	3" Hose Perf. for 1" - 2" Hose	W26	4-5FBO	I4
2BBDS	R74	3/4" CS1155-50FT	V5	4AB-1MP	O2
2FBSP-2MP	R65	3/4" THRU 1" BV LOCK OUT KIT	U4	4AB-2FP	O8
2FBSP-4MJ	R66	3/8" CS1152-100FT	V5	4AB-2FP90	O8
2FBSP-4MP	R65	3/8" Floor Flange	W14	4AB-2FP-BKHD	O10
2FBSP-CAP	R75	3/8" X 4 Pipe Nipple	W14	4AB-2MP	O2
2FBSPPX-2MP90	R67	3/16" X 1/2 Roll Pin	W14	4AB-2MP45	O2
2FBSPPX-4MJ	R67	3-2FP	I1	4AB-2MP90	O3
2FJ-CAP	R22	3-2MP	I1	4AB-2MPX45	O4
2FP-2FP	R7	3-2MPG	I5	4AB-2MPX90	O5
2FP-2FP-2FP	R10	3-2MPGB	I5	4AB-4AB	O11
2FP-2FP-2MP	R11	3-2MPX	I1	4AB-4AB-2MP	O6
2FP-2FP90	R8	3-3FJX	I2	4AB-4AB-2MPX	O7
2FP-2FPX	R8	3-4FBO	I4	4AB-4AB-4AB	O12
2FP-2FPX45	R9	3-4FJX	I2	4AB-4AB-4MP	O6
2FP-2FPX90	R9	3-4MJ	I2	4AB-4AB-4MPX	O7
2FP-4FPX	R8	3-4MP	I1	4AB-4AB-6MP	O6
2FP-4FPX45	R9	3AB-2FP90	O8	4AB-4AB90	O11
2FP-4FPX90	R10	3AB-2MP	O2	4AB-4AB-BKHD	O10
2FPX-2FPX-2FPX	R11	3AB-2MP90	O3	4AB-4FP	O8
2FPX-2FPX-2MP	R12	3AB-3AB	O11	4AB-4FP90	O8
2MB-2MJ	R17	3AB-3AB-2MP	O6	4AB-4FP-BKHD	O10
2MB-2MJ90	R19	3AB-3AB-2MPX	O7	4AB-4MFA-BKHD	O10
2MB-4MJ	R17	3AB-3AB-3AB	O12	4AB-4MP	O2
2MB-PLUG	R12	3C2-3MIX	I3	4AB-4MP45	O2
2MBSPOR-PLUG	R74	3C2-3MIX45S	I3	4AB-4MP90	O3
2MBSPP-2FBSPPX	R76	3C2-3MIX90	I4	4AB-4MPX45	O4
2MBSPP-2FP	R58	3C2-4FJX45S	I2	4AB-4MPX90	O5
		3C2-4FJX90S	I3	4AB-6FP90	O8

PART NUMBER INDEX

PART#	PAGE	PART#	PAGE	PART#	PAGE
4AB-6MP	Q2	4FBSPP-8MP	R65	4G-4FFORX-TCX	G46
4AB-6MP90	Q3	4FBSPP-CAP	R75	4G-4FJSPX	G43
4AB-6MPX90	Q5	4FBSPPX-4FJX	R68	4G-4FJISX	G42
4AB-8MP90	Q3	4FBSPPX-4MJ	R67	4G-4FJX	G8
4AB-PLUG	Q1	4FBSPPX-4MP90	R67	4G-4FJX45S	G9
4B1F-1SS	H8	4FBSPPX-5MJ	R67	4G-4FJX90L	G10
4B1F-2SS	H8	4FBSPPX-6FJX	R68	4G-4FJX90M	G10
4B-4FFORX-SS	H7	4FBSPPX-6MJ	R67	4G-4FJX90S	G10
4B-4FJSX45S-SS	H6	4FFN	V17	4G-4FJX-TCX	G45
4B-4FJSX90M-SS	H7	4FFOR-CAP	R39	4G-4FKX	G41
4B-4FJSX-SS	H5	4FFORX-4MJ	R47	4G-4FKX45	G41
4B-4MP-SS	H4	4FFS	V17	4G-4FKX90	G42
4BBD5	R74	4FJ-CAP	R22	4G-4FP	G3
4C1T-2RMP	Q1	4FJIS-4MJ	R81	4G-4FP-TCX	G44
4C1T-4RFJX	Q2	4FJIS-CAP	R81	4G-4FPX	G4
4C1T-4RFJX45	Q3	4FJX-2FP	R37	4G-4FSX	G12
4C1T-4RFJX90	Q3	4FJX-2MP	R36	4G-4FSX45	G12
4C1T-4RMP	Q1	4FJX-2MP90	R37	4G-4FSX90	G13
4C1T-4RMPX	Q1	4FJX-4FP	R37	4G-4MB	G4
4C1T-5RFJX	Q2	4FJX-4MP	R36	4G-4MBSPP	G37
4C2AT-2RMP	Q4	4FJX-4MP90	R37	4G-4MBSPT	G36
4C2AT-4RFFORX	Q7	4FK-4MJ	R83	4G-4MBX	G5
4C2AT-4RFFORX45S	Q7	4FK-CAP	R82	4G-4MFA	G26
4C2AT-4RFFORX90S	Q8	4FP-2FP	R7	4G-4MFFOR	G17
4C2AT-4RFJX	Q5	4FP-2FP90	R8	4G-4MIX	G24
4C2AT-4RFJX45	Q6	4FP-2FPX	R8	4G-4MIX90	G25
4C2AT-4RFJX90	Q6	4FP-2FPX90	R10	4G-4MJ	G7
4C2AT-4RMP	Q4	4FP-4FP	R7	4G-4MP	G1
4C2AT-4RMPX	Q4	4FP-4FP-4FP	R10	4G-4MPLN	G1
4C2AT-5RFJX	Q5	4FP-4FP-4FPBV	U4	4G-4MP-TCX	G44
4C5-2RMP	P1	4FP-4FP-4MP	R11	4G-4MPX	G2
4C5-4RFFORX	P9	4FP-4FP90	R8	4G-4MPX90	G2
4C5-4RFFORX45	P10	4FP-4FPBV	U2	4G-4MQLH	G13
4C5-4RFFORX90	P10	4FP-4FPX	R8	4G-4MQLH45S-008	G14
4C5-4RFJX	P7	4FP-4FPX45	R9	4G-4MQLH90L-039	G14
4C5-4RFJX45	P8	4FP-4FPX90	R10	4G-4MQLH90S-018	G14
4C5-4RFJX90	P8	4FP-6FPX	R8	4G-4MS	G11
4C5-4RFJX90L	P8	4FP-6FPX90	R10	4G-4NASP	G26
4C5-4RMB	P9	4FPX-4FPX-4FPX	R11	4G-5FJX	G8
4C5-4RMFA	P11	4FPX-4FPX-4MP	R12	4G-5FJX45-011	G9
4C5-4RMIX	P4	4FQBA-4FP	S1	4G-5FJX90-023	G10
4C5-4RMIX45	P5	4FOFF-4FB	S11	4G-5FJX90L	G10
4C5-4RMIX90	P5	4FOFF-4FP	S12	4G-5FJX90M	G10
4C5-4RMJ	P2	4FQLH-4MB	G15	4G-5FJX-TCX	G45
4C5-4RMP	P1	4FQLH-6MB	G15	4G-5FSX	G12
4C5-4RMS	P4	4FQP-4FP	S22	4G-5FSX45-009	G12
4C5C X50FT	B41	4FQPA-4FP	S4	4G-5FSX90-046	G13
4C5CXREEL	B41	4FOPI-4FP	S8	4G-5MB	G4
4C5D X50FT	B43	4G1 X50FT	B27	4G-5MBX90BL	G7
4C5DXREEL	B43	4G1H X50FT	B28	4G-5MFA	G26
4C5E X50FT	B44	4G1HXREEL	B28	4G-5MIX	G24
4C5E-2RMP	P12	4G1XBALE	B27	4G-5MIX90	G25
4C5E-4RFJX	P15	4G1XREEL	B27	4G-5MJ	G7
4C5E-4RFJX45	P15	4G2 X50FT	B22	4G-5MS	G12
4C5E-4RFJX90	P16	4G-2FBSPX	G37	4G-6FBSPORX	G37
4C5E-4RMFA	P18	4G-2FP	G3	4G-6FDLORX	G30
4C5E-4RMIX	P16	4G-2FP-TCX	G44	4G-6FDLORX90	G31
4C5E-4RMIX90	P17	4G2L X50FT	B25	4G-6FFORX	G17
4C5E-4RMP	P12	4G2LXREEL	B25	4G-6FFORX45S	G18
4C5EXREEL	B44	4G-2MP	G1	4G-6FFORX45S-TCX	G47
4C14 X25FT	B46	4G-2MP-TCX	G44	4G-6FFORX90L	G20
4C14-2MP-B	M1	4G-2MPX	G2	4G-6FFORX90M	G20
4C14-2MP-SS	M1	4G-2MPX90	G2	4G-6FFORX90S	G20
4C14-4FJSX-B	M4	4G2X150REEL	B23	4G-6FFORX90S-TCX	G47
4C14-4FJSX-SS	M3	4G2XBALE	B23	4G-6FFORX-TCX	G46
4C14-4FJX45	M2	4G2XH X50FT	B23	4G-6FJX	G8
4C14-4FJX90	M3	4G2XHXREEL	B24	4G-6FJX45S	G9
4C14-4FSX45	M5	4G2XREEL	B23	4G-6FJX45S-TCX	G45
4C14-4FSX90	M5	4G3H X25FT	B34	4G-6FJX90L	G10
4C14-4MIX	M6	4G3HXCTN	B34	4G-6FJX90M	G10
4C14-4MIX45	M7	4G-3MIX	G24	4G-6FJX90S	G10
4C14-4MIX90	M7	4G-3MIX45-018	G25	4G-6FJX-TCX	G45
4C14-4MP-B	M1	4G-4BSPBJ	G28	4G-6FKX	G41
4C14-4MP-SS	M1	4G-4FBSPORX	G37	4G-6FP	G3
4C14XCTN	B46	4G-4FBSPORX45	G38	4G-6FSX	G12
4CARTRIDGE-AB	Q1	4G-4FBSPORX90	G38	4G-6MB	G4
4FB-2MP	R16	4G-4FBSPORX90BL	G39	4G-6MBX	G5
4FB-4FBBV	U1	4G-4FFORX	G17	4G-6MBX90	G6
4FB-4MP	R16	4G-4FFORX45S	G18	4G-6MBX90BL	G7
4FBSPP-4FP	R66	4G-4FFORX45S-TCX	G47	4G-6MDL	G29
4FBSPP-4MJ	R66	4G-4FFORX90L	G20	4G-6MFFOR	G17
4FBSPP-4MP	R65	4G-4FFORX90M	G20	4G-6MJ	G7
4FBSPP-6MJ	R66	4G-4FFORX90S	G20	4G-6MP	G1
4FBSPP-6MP	R65	4G-4FFORX90S-TCX	G47	4G-6MPLN	G1

PART NUMBER INDEX

PART#	PAGE	PART#	PAGE	PART#	PAGE
4G-6MP-TCX	G44	4LOLR X25FT	B40	4MBSPP-6FJX	R61
4G-6MPX	G2	4LOLRXREEL	B40	4MBSPP-6FP	R59
4G-6MPX90	G2	4LOLYXREEL	B40	4MBSPP-6MJ	R59
4G-6MQLL	G15	4M2T X50FT	B20	4MBSPP-6MJ45	R60
4G-6MQLL45-026	G16	4M2T-MTF X50FT	B21	4MBSPP-6MJ90	R61
4G-6MQLL90-037	G16	4M2T-MTFXBALE	B21	4MBSPP-6MP	R58
4G-6MSP	G34	4M2T-MTFXREEL	B21	4MBSPP-8FBSPPX	R76
4G-6PWX	G28	4M2TX150REEL	B20	4MBSPP-8MJ	R59
4G-8FDHORX	G33	4M2TXBALE	B20	4MBSPP-8MJ90	R61
4G-8FDHORX45	G33	4M2TXREEL	B20	4MBSPP-8MP	R58
4G-8FDHORX90	G34	4M2T-XTFXREEL	B21	4MBSPPOR-4MFFOR	R63
4G-8FDLORX	G30	4M3K X50FT	B16	4MBSPPOR-4MFFOR45	R64
4G-8FDLORX45	G30	4M3KH-MTFXREEL	B19	4MBSPPOR-4MFFOR90	R65
4G-8FDLORX90	G31	4M3KHXREEL	B19	4MBSPPOR-4MJ	R62
4G-8FFORX	G17	4M3K-MTF X50FT	B17	4MBSPPOR-5MJ	R62
4G-8FFORX90L	G20	4M3K-MTFXBALE	B17	4MBSPPOR-6MFFOR	R63
4G-8FFORX90S	G20	4M3K-MTFXLG REEL	B17	4MBSPPOR-6MFFOR45	R64
4G-8FG	G27	4M3K-MTFXREEL	B17	4MBSPPOR-6MFFOR90	R65
4G-8MDH	G32	4M3KPC	B16	4MBSPPOR-6MJ	R62
4G-8MDL	G29	4M3KXBALE	B16	4MBSPPOR-8MFFOR90	R65
4G-8MP	G1	4M3KXLG REEL	B16	4MBSPP-PLUG	R76
4G-8MP-TCX	G44	4M3KXREEL	B16	4MBSPT-4MJ	R56
4G-8MPX	G2	4M3K-XTFXBALE	B18	4MBSPT-4MJ45	R56
4G-8MSP	G35	4M3K-XTFXREEL	B18	4MBSPT-4MJ90	R57
4G-10FDHORX	G33	4M4K X50FT	B12	4MBSPT-5MJ	R56
4G-10FDHORX45	G33	4M4KH X50FT	B14	4MBSPT-5MJ90	R57
4G-10FDHORX90	G34	4M4KH-MTF X50FT	B15	4MBSPT-6MJ	R56
4G-10FDLORX	G30	4M4KH-MTFXREEL	B15	4MBSPT-6MJ45	R57
4G-10FDLORX45	G30	4M4KHXREEL	B14	4MBSPT-6MJ90	R57
4G-10FDLORX90	G31	4M4KLXREEL	B16	4MBSPT-8MJ	R56
4G-10MDH	G32	4M4K-MTF X50FT	B13	4MBSPT-PLUG	R75
4G-10MDL	G29	4M4K-MTFXREEL	B13	4MEGATECH 250XREEL	B31
4G-10MSP	G35	4M4KXBALE	B12	4MEGATECH 1000XREEL	B30
4G-12DBJ	G29	4M4KXREEL	B12	4MEGATECH 3000XREEL	B29
4G-12FDHORX	G33	4M4K-XTF X50FT	B14	4MEGATECH G5TB X50FT	B32
4G-12FDLORX	G30	4M4K-XTFXREEL	B14	4MEGATECH G5TBXREEL	B32
4GLP1-4FJX	J8	4M5K X50FT	B11	4MEGATECH250 X50FT	B31
4GLP1-4FJX45S	J9	4M5K-MTFXREEL	B11	4MEGATECH1000 X50FT	B30
4GLP1-4FJX90L	J9	4M5KXREEL	B11	4MEGATECH3000 X50FT	B29
4GLP1-4FJX90S	J9	4M5K-XTFXREEL	B12	4MEGATECHLOCXREEL	B39
4GLP1-4MJ	J8	4M6KXREEL	B10	4MFFOR-2MP	R43
4GTHXCTN	B35	4M500 X50FT	B32	4MFFOR-4FFORX-4MFFOR	R42
4J2AT X50FT	B26	4M500XREEL	B32	4MFFOR-4FFORX90	R41
4J2AT-MTFXREEL	B26	4M500-XTFXREEL	B33	4MFFOR-4FJX	R43
4J2ATXREEL	B26	4MB-2FP	R13	4MFFOR-4MB	R44
4LOC X50FT	B39	4MB-2FPX	R14	4MFFOR-4MB-4MFFOR	R47
4LOC-2RFPX	J3	4MB-2FPX45	R15	4MFFOR-4MB45	R44
4LOC-2RMP	J1	4MB-2FPX90	R15	4MFFOR-4MB90	R45
4LOC-2RMP90	J2	4MB-3MJ	R17	4MFFOR-4MB90L	R46
4LOC-3RFI	J6	4MB-4FP	R13	4MFFOR-4MFFOR	R40
4LOC-3RFT	J7	4MB-4FPX	R14	4MFFOR-4MFFOR-4FFORX	R42
4LOC-3RMIX	J6	4MB-4FPX45	R15	4MFFOR-4MFFOR-4MB	R46
4LOC-4RFI	J6	4MB-4FPX90	R15	4MFFOR-4MFFOR-4MFFOR	R41
4LOC-4RFJSX	J5	4MB-4MJ	R17	4MFFOR-4MFFOR90	R40
4LOC-4RFP	J2	4MB-4MJ-4MJ	R21	4MFFOR-4MP	R43
4LOC-4RFPX	J3	4MB-4MJ45	R18	4MFFOR-6MB	R44
4LOC-4RFT	J7	4MB-4MJ90	R19	4MFFOR-6MB45	R44
4LOC-4RHM	J7	4MB-5MJ	R17	4MFFOR-6MB90	R45
4LOC-4RMIX	J6	4MB-5MJ90	R19	4MFFOR-6MP	R43
4LOC-4RMJ	J3	4MB-6FP	R13	4MFFOR-8MB	R44
4LOC-4RMP	J1	4MB-6FPX	R14	4MFFOR-8MB90	R45
4LOC-4RMP90	J2	4MB-6FPX45	R15	4MFFOR-PLUG	R39
4LOC-4RMPX	J1	4MB-6FPX90	R15	4MJ-2FP	R35
4LOC-4RMS	J4	4MB-6MJ	R17	4MJ-2FP90	R36
4LOC-5RFI	J6	4MB-6MJ45	R18	4MJ-2MP	R31
4LOC-5RFJSX	J5	4MB-6MJ90	R19	4MJ-2MP45	R33
4LOC-5RFT	J7	4MB-8MJ	R17	4MJ-2MP90	R34
4LOC-5RMIX	J6	4MB-8MJ90	R19	4MJ-3MJ	R23
4LOC-5RMJ	J3	4MB-PLUG	R12	4MJ-4BKHD	R27
4LOC-5RMS	J4	4MBSPOR-PLUG	R74	4MJ-4BKHD-4MJ	R30
4LOC-6RFJX	J4	4MBSPP-2FBSPPX	R76	4MJ-4BKHD45	R27
4LOC-6RFPX	J3	4MBSPP-2FP	R59	4MJ-4BKHD90	R28
4LOC-6RFSX	J5	4MBSPP-2MP	R58	4MJ-4FJX-4MJ	R31
4LOC-6RMJ	J3	4MBSPP-4FBSPPX	R76	4MJ-4FJX45	R25
4LOC-6RMP	J1	4MBSPP-4FJX	R61	4MJ-4FJX90	R26
4LOC-6RMS	J4	4MBSPP-4FP	R59	4MJ-4FP	R35
4LOCXREEL	B39	4MBSPP-4MJ	R59	4MJ-4FP90	R36
4LOLA X50FT	B40	4MBSPP-4MJ45	R60	4MJ-4MJ	R23
4LOLAXREEL	B40	4MBSPP-4MJ90	R61	4MJ-4MJ-2MP	R38
4LOLB X25FT	B40	4MBSPP-4MP	R58	4MJ-4MJ-4BKHD	R30
4LOLBXREEL	B40	4MBSPP-5FJX	R61	4MJ-4MJ-4FJX	R29
4LOLCXREEL	B40	4MBSPP-5MJ	R59	4MJ-4MJ-4MB	R20
4LOLG X25FT	B40	4MBSPP-5MJ90	R61	4MJ-4MJ-4MJ	R28
4LOLGXREEL	B40	4MBSPP-6FBSPPX	R76	4MJ-4MJ-4MP	R38

PART NUMBER INDEX

PART#	PAGE	PART#	PAGE	PART#	PAGE
4MJ-4MJ-6MP	R38	4QDADP/C	S3	5G3HXCTN	B34
4MJ-4MJ90	R24	4QDAOR	S2	5G-4MP	G1
4MJ-4MP	R31	4QDBR	S23	5G-5FJX	G8
4MJ-4MP45	R33	4QDDP/C	S23	5G-5FJX45-011	G9
4MJ-4MP90	R34	4QDFDC	S14	5G-5MFA	G26
4MJ-6FJ	R25	4QDFFD	S13	5G-5MJ	G7
4MJ-6FP	R35	4QDFFD/C	S13	5G-6FBSPORX	G37
4MJ-6MP	R31	4QDIBR	S8	5G-6FFORX	G17
4MJ-6MP45	R33	4QDIDP/C	S9	5G-6FFORX45S	G19
4MJ-6MP90	R34	4QDIOR	S9	5G-6FFORX90S	G20
4MJ-8FP	R35	4QDOR	S22	5G-6FJX	G8
4MJ-8MP	R31	4RFSXREEL	B28	5G-6FJX45S	G9
4MJ-8MP45	R33	4RLA X25FT	B37	5G-6FJX90M	G10
4MJ-8MP90	R34	4RLAXREEL	B37	5G-6FJX90S	G10
4MJ-12MP	R31	4SC1	V2	5G-6FJX-TCX	G45
4MJ-12MP90	R34	4SC-1 XBULK	V2	5G-6FSX	G12
4MJBKHD-2MP	R38	4SC-2 XBULK	V2	5G-6FSX90-022	G13
4MJBKHD-4MP	R38	4TH7 X50FT	B49	5G-6MFA	G26
4MJIS-PLUG	R81	4TH7DLXCTN	B50	5G-6MFFOR	G17
4MJ-PLUG	R22	4TH7NC X50FT	B50	5G-6MIX90-035	G25
4MK-4FK-4MK	R84	4TH7NCDLXCTN	B51	5G-6MJ	G7
4MK-4FK90	R84	4TH7NCXCTN	B50	5G-6MP	G1
4MK-4MJ	R83	4TH7XCTN	B49	5G-8FBSPORX	G37
4MK-4MK	R83	4TH8 X50FT	B48	5G-10FDLORX	G30
4MK-PLUG	R82	4TH8NC X50FT	B48	5G-10FDLORX45	G30
4MP-2FP90	R4	4TH8NCXCTN	B48	5G-10FDLORX90	G31
4MP-2FPL	R3	4TH8XCTN	B48	5G-12FDHORX	G33
4MP-2FPS	R2	4TH18NCXCTN	B52	5G-12FDHORX90	G34
4MP-2FPX	R5	4TH18XCTN	B51	5G-12FDLORX	G30
4MP-2FPX45	R5	4TR500 X50FT	B34	5G-12MDH	G32
4MP-2FPX90	R6	4TR500XREEL	B34	5G-14FDHORX	G33
4MP-2MP	R1	4TS	V16	5G-14FDHORX90	G34
4MP-4AB-4AB	O5	4TSN	V16	5GTH X50FT	B35
4MP-4AB-6AB	O5	5 O-RING	V13	5GTH XBULK	B35
4MP-4FP90	R4	5/8" CS1154-50FT	V5	5GTHXCTN	B35
4MP-4FPL	R3	5/32" Short Arm Hex Key	W14	5LN	V17
4MP-4FPX	R5	5C5-4RMPB	P1	5LOC-2RMP	J1
4MP-4FPX45	R6	5C5-5RFJSXB	P9	5LOC-2RMP90	J2
4MP-4FPX90	R6	5C5C X50FT	B41	5LOC-4RFP	J2
4MP-4MP	R1	5C5CXH X50FT	B42	5LOC-4RMP	J1
4MP-4MP90	R2	5C5CXHKREEL	B42	5LOC-4RMP90	J2
4MP-6AB-4AB	O5	5C5CXREEL	B41	5LOC-5RFI	J6
4MP-6AB-4FP	O9	5C5D X50FT	B43	5LOC-5RFJSX*	J5
4MP-6AB-6AB	O5	5C5DXREEL	B43	5LOC-5RFT	J7
4MP-6FP90	R4	5C5E X50FT	B44	5LOC-5RHM	J7
4MP-6FPL	R3	5C5E-4RMP	P12	5LOC-5RMIX	J6
4MP-6FPX	R5	5C5E-5RFJSX	P15	5LOC-5RMS	J4
4MP-6FPX45	R6	5C5E-5RMFA	P18	5LOC-6RFSX*	J5
4MP-6FPX90	R6	5C5E-5RMIX	P16	5LOC-6RMIX	J6
4MP-8FPL	R3	5C5E-5RMIX90	P17	5LOLA X25FT	B40
4MP-8FPX	R5	5C5EXREEL	B44	5LOLA X50FT	B40
4MP-8FPX90	R6	5C5MXREEL	B43	5LOLAXREEL	B40
4MP-PLUG	R1	5C5X-2RMP	P1	5M3K X50FT	B16
4MPX-4AB-4AB	O7	5C5X-4RFJSX	P7	5M3KHREEL	B19
4MPX-6AB-6AB	O7	5C5X-4RMP	P1	5M3KXREEL	B16
4MQBA-4FP	S1	5C5X-5RFJSX	P7	5M3K-XTFXBALE	B18
4MQFF-4FB	S10	5C5X-5RFJSX45S	P8	5M4KLXREEL	B16
4MQFF-4FBPP	S11	5C5X-5RFJSX90L	P8	5M4K-MTFXREEL	B13
4MQFF-4FP	S10	5C5X-5RFJSX90S	P8	5M4KXREEL	B12
4MQP-4FP	S22	5C5X-5RMFA	P11	5M4K-XTFXREEL	B14
4MQPA-4FP	S4	5C5X-5RMIX	P4	5M5K-MTFXREEL	B11
4MQPI-4FP	S8	5C5X-5RMIX90-042	P5	5M5KXREEL	B11
4M-XPXREEL	B10	5C5X-5RMJ	P2	5M5K-XTFXREEL	B12
4NABTA X100FT	B45	5C5X-5RMS	P4	5MB-2FP	R13
4NABTAXLG REEL	B45	5C5X-6RMIX	P4	5MB-3MJ	R17
4NABTB X100FT	B45	5C14 X25FT	B46	5MB-4FP	R13
4NABTBXLG REEL	B45	5C14-4MP-B	M1	5MB-4FPX	R14
4NABTBXREEL	B45	5C14-4MP-SS	M1	5MB-4MJ	R17
4NABTG X100FT	B45	5C14-5FJSX-B	M4	5MB-4MJ90	R19
4NABTGXREEL	B45	5C14-5FJSX-SS	M3	5MB-5MJ	R17
4NABTNXREEL	B45	5C14-5FJX45	M2	5MB-5MJ-5MJ	R21
4NABTO X100FT	B45	5C14-5FJX90	M3	5MB-5MJ45	R18
4NABTPXLG REEL	B45	5C14-5FSX45	M5	5MB-5MJ90	R19
4NABTR X100FT	B45	5C14-5FSX90	M5	5MB-6MJ	R17
4NABTRXREEL	B45	5C14-5MIX	M6	5MB-6MJ45	R18
4NABTSXREEL	B45	5C14-5MIX90	M7	5MB-6MJ90	R19
4NABTY X100FT	B45	5C14XCTN	B46	5MB-8FPX	R14
4NABTYXREEL	B45	5FB-2MP	R16	5MB-8MJ90	R19
4PC1F-M2S	I6	5FFN	V17	5MB-PLUG	R12
4PC1FS	I6	5FFS	V17	5MJ-2FP	R35
4PC2F-2	I6	5FJ-CAP	R22	5MJ-2FP90	R36
4PC2F-4	I6	5G1XCTN	B27	5MJ-2MP	R31
4QDADC	S3	5G1XREEL	B27	5MJ-2MP45	R33
4QDADP	S3	5G3H X50FT	B34	5MJ-2MP90	R34

PART NUMBER INDEX

PART#	PAGE	PART#	PAGE	PART#	PAGE
5MJ-4FJ	R25	6AB-6FP-BKHD	Q10	6ACA-8HLE	K7
5MJ-4FP	R35	6AB-6MFA-BKHD	Q10	6ACA-8MFA	K4
5MJ-4FP90	R36	6AB-6MP	Q2	6ACA-8MFA90	K5
5MJ-4MJ	R23	6AB-6MP-2PT90	Q4	6ACA-8MMFA	K5
5MJ-4MP	R31	6AB-6MP-4FP	Q9	6ACA-8MSL	K32
5MJ-4MP45	R33	6AB-6MP45	Q2	6ACA-8MSL45	K33
5MJ-4MP90	R34	6AB-6MP90	Q3	6ACA-8MSL90	K33
5MJ-5BKHD	R27	6AB-6MPX90	Q5	6ACA-8MTON	K10
5MJ-5BKHD45	R27	6AB-8FP-BKHD	Q10	6ACA-8MTON45	K11
5MJ-5BKHD90	R28	6AB-8MP	Q2	6ACA-8MTON90	K12
5MJ-5FJX-5MJ	R31	6AB-8MP45	Q3	6ACA-8TORS	K31
5MJ-5FJX45	R25	6AB-8MP90	Q3	6ACA-14FTOMN45	K23
5MJ-5FJX90	R26	6AB-8MPX90	Q5	6ACA-16FTOMN	K23
5MJ-5MJ	R23	6AB-PLUG	Q1	6ACA-16FTOMN45	K23
5MJ-5MJ-2MP	R38	6AC134A X25FT	B52	6ACA-16FTOMN90	K24
5MJ-5MJ-4MP	R38	6AC134AXREEL	B52	6ACA-18FTOMN	K23
5MJ-5MJ-5BKHD	R30	6ACA-5FTON**	K14	6ACA-18FTOMN45	K23
5MJ-5MJ-5FJX	R29	6ACA-5FTON90*	K16	6ACA-18FTOMN90	K24
5MJ-5MJ-5MB	R20	6ACA-6CFTON90S	K26	6ACA-20FTOMN	K23
5MJ-5MJ-5MJ	R28	6ACA-6FBO	K6	6ACA-20FTOMN45	K23
5MJ-5MJ90	R24	6ACA-6FBO-S	K6	6ACA-20FTOMN90	K24
5MJ-6FJ	R25	6ACA-6FSL	K34	6ACA-R12SP	K9
5MJ-6MP	R31	6ACA-6FSL45	K34	6ACA-R134SP	K9
5MJ-6MP45	R33	6ACA-6FSL90	K35	6ACA-R134SP-S	K10
5MJ-6MP90	R34	6ACA-6FSX	K2	6ACC-6FBO	L1
5MJ-8MP	R31	6ACA-6FSX45	K3	6ACC-6FTON	L5
5MJ-PLUG	R22	6ACA-6FSX90	K3	6ACC-6FTON45	L6
5NABTA X100FT	B45	6ACA-6FSX90-S	K4	6ACC-6FTON90	L6
5NABTAXREEL	B45	6ACA-6FSX-S	K2	6ACC-6HLE	L1
5PC1FS	I6	6ACA-6FTON	K14	6ACC-6HLE134SPH	L8
5PC2F-2	I6	6ACA-6FTON45	K15	6ACC-6HLESWP	L8
5RLA X25FT	B37	6ACA-6FTON45-S	K16	6ACC-6HLET	L1
5RLAXREEL	B37	6ACA-6FTON90	K16	6ACC-6MFA	L2
5TH7 X50FT	B49	6ACA-6FTON90-S	K17	6ACC-6MFA90	L2
5TH7DL X50FT	B50	6ACA-6FTON134SP	K19	6ACC-6MIO	L7
5TH7DLXCTN	B50	6ACA-6FTON134SP90	K21	6ACC-6MIO90	L7
5TH7NC X50FT	B50	6ACA-6FTON134SP90-S	K21	6ACC-6MIOBKHD	L8
5TH7NCXCTN	B50	6ACA-6FTON134SP-S	K20	6ACC-6MIOBKHD90	L8
5TH7XCTN	B49	6ACA-6FTON180	K18	6ACC-6MTON	L3
5TH18NCXCTN	B52	6ACA-6FTONR12SP	K18	6ACC-6MTON45	L3
5TH18XCTN	B51	6ACA-6FTONR12SP90	K19	6ACC-6MTON90	L4
5TS	V16	6ACA-6FTON-S	K15	6ACC-6MTON180	L4
5TSN	V16	6ACA-6HLE	K7	6ACC-8FTON	L5
6 O-RING	V13	6ACA-6HLE90	K7	6ACC-8FTON90	L6
6 O-RING DIN H	V15	6ACA-6HLE180	K8	6ACC-8FTON134SPH90	L5
6 O-RING FBSPP	V14	6ACA-6HLESG	K9	6ACC-10FTOMN90134SPH	L9
6 O-RING FF	V14	6ACA-6HLET	K8	6ACC-18FTOMN90	L7
6-6FBO	I4	6ACA-6MFA	K4	6ACC-PSII X50FT	B53
6-8FBO	I4	6ACA-6MFA90	K5	6ACC-PSIIXREEL	B53
6AB-2FP	Q8	6ACA-6MIO	K28	6ACOR	K36
6AB-2FP90	Q8	6ACA-6MIO45	K28	6B1F-1SS	H8
6AB-2MP	Q2	6ACA-6MIO90	K29	6B1F-2SS	H8
6AB-2MP45	Q2	6ACA-6MIO134SP	K30	6B-6FJX45S-SS	H6
6AB-2MP90	Q3	6ACA-6MIO134SP90	K31	6B-6FJX90M-SS	H7
6AB-2MPX90	Q5	6ACA-6MIOBKHD	K29	6B-6FJX-SS	H5
6AB-4AB	Q11	6ACA-6MIOBKHD90	K30	6B-6MP-SS	H4
6AB-4AB-4AB	Q12	6ACA-6MIOBKHD-S	K29	6BBD5	R74
6AB-4AB-4MP	Q6	6ACA-6MIO-S	K28	6BS	G35, V18
6AB-4FP	Q8	6ACA-6MS	K1	6C1T-4RMP	Q1
6AB-4FP90	Q8	6ACA-6MS45	K1	6C1T-6RFJX	Q2
6AB-4FP-BKHD	Q10	6ACA-6MS90	K1	6C1T-6RFJX45	Q3
6AB-4MANIFOLD	Q13	6ACA-6MSL	K32	6C1T-6RFJX90	Q3
6AB-4MP	Q2	6ACA-6MSL45	K33	6C1T-6RMB	Q1
6AB-4MP-2PT90	Q4	6ACA-6MSL90	K33	6C1T-6RMJ	Q2
6AB-4MP45	Q2	6ACA-6MTON	K10	6C1T-6RMP	Q1
6AB-4MP90	Q3	6ACA-6MTON45	K11	6C1T-6RMPX	Q1
6AB-4MPX45	Q4	6ACA-6MTON45S	K12	6C1T-8RFJX	Q2
6AB-4MPX90	Q5	6ACA-6MTON90	K12	6C1T-8RFJX90	Q3
6AB-6AB	Q11	6ACA-6MTON90S	K13	6C1T-8RMB	Q2
6AB-6AB-2MPX	Q7	6ACA-6MTON134SP	K13	6C2AT-4RMP	Q4
6AB-6AB-4AB	Q12	6ACA-6MTON-S	K11	6C2AT-6RFFORX	Q7
6AB-6AB-4FP	Q9	6ACA-6TORSP	K31	6C2AT-6RFFORX45S	Q7
6AB-6AB-4MP	Q6	6ACA-7MTON	K10	6C2AT-6RFFORX90S	Q8
6AB-6AB-4MPX	Q7	6ACA-7MTON90	K12	6C2AT-6RFJX	Q5
6AB-6AB-6AB	Q12	6ACA-7MTON-S	K11	6C2AT-6RFJX45	Q6
6AB-6AB-6MP	Q6	6ACA-8FSL	K34	6C2AT-6RFJX90	Q6
6AB-6AB-6MP90	Q6	6ACA-8FSL45	K34	6C2AT-6RMB	Q5
6AB-6AB-6MPX	Q7	6ACA-8FSL90	K35	6C2AT-6RMJ	Q5
6AB-6AB-8AB	Q12	6ACA-8FSLSP	K32	6C2AT-6RMP	Q4
6AB-6AB-8ABMH	Q12	6ACA-8FSLTORSP	K32	6C2AT-6RMPX	Q4
6AB-6AB90	Q11	6ACA-8FSX	K2	6C2AT-8RFJX	Q5
6AB-6AB-BKHD	Q10	6ACA-8FSX90	K3	6C2AT-8RFJX90	Q6
6AB-6FP	Q8	6ACA-8FTON	K14	6C2AT-8RMB	Q5
6AB-6FP90	Q8	6ACA-8FTON90	K16	6C5-4RMFA	P11

PART NUMBER INDEX

PART#	PAGE	PART#	PAGE	PART#	PAGE
6C5-4RMP	P1	6EFG5KXCTN	B3	6G2LXREEL	B25
6C5-5RMIX	P4	6EFG6K X25FT	B1	6G2XBALE	B23
6C5-6RFABX	P11	6EFG6K-MTF X25FT	B2	6G2XH X50FT	B24
6C5-6RFFORX	P9	6EFG6K-MTFXCTN	B2	6G2HXREEL	B24
6C5-6RFFORX90S	P10	6EFG6KXCTN	B1	6G2XREEL	B23
6C5-6RFJX	P2	6FB-4MP	R16	6G3H X25FT	B34
6C5-6RFJX45	P3	6FB-6FBBV	U1	6G3HXCTN	B34
6C5-6RFJX90	P3	6FB-6MP	R16	6G-4FFORX	G17
6C5-6RFJX90L	P3	6FB-8MP	R16	6G-4FFORX45S	G19
6C5-6RFJXB	P3	6FBFFOR-6MJ	R68	6G-4FFORX45S-TCX	G47
6C5-6RFSX	P6	6FBSPP-6FP	R66	6G-4FFORX90S	G20
6C5-6RFSX45	P6	6FBSPP-6MJ	R66	6G-4FFORX-TCX	G46
6C5-6RFSX90	P7	6FBSPP-6MP	R65	6G-4FJX	G8
6C5-6RFSX90L	P7	6FBSPP-8MP	R65	6G-4FJX45S	G9
6C5-6RFSXB	P6	6FBSPP-CAP	R75	6G-4FJX90L	G10
6C5-6RMB	P9	6FBSPPX-4MJ	R67	6G-4FJX90S	G10
6C5-6RMFA	P11	6FBSPPX-5MJ	R67	6G-4FJXSP	G8
6C5-6RMIX	P4	6FBSPPX-6FJX	R68	6G-4FP	G3
6C5-6RMIX45	P5	6FBSPPX-6MJ	R67	6G-4FP-TCX	G44
6C5-6RMIX90	P5	6FBSPPX-6MP90	R67	6G-4MBSPP	G37
6C5-6RMJ	P2	6FBSPPX-8FJX	R68	6G-4MFA	G26
6C5-6RMP	P1	6FBSPPX-8MJ	R67	6G-4MIX	G24
6C5-6RMPB	P1	6FBSPPX-10MJ	R67	6G-4MIX45	G25
6C5-6RMS	P4	6FDL-CAP	R79	6G-4MIX90	G25
6C5-8RFJJSX	P7	6FDLX-4MJ	R72	6G-4MP	G1
6C5-8RFJJSX45	P8	6FDLX-5MJ	R72	6G-4MPLN	G1
6C5-8RMIX	P4	6FFN	V17	6G-4MP-TCX	G44
6C5-8RMIX90	P5	6FFOR-CAP	R39	6G-4MPX	G2
6C5C X50FT	B41	6FFORX-6MJ	R47	6G-4MPX90	G2
6C5CXH X50FT	B42	6FFS	V17	6G-5FJX	G8
6C5CXHXREEL	B42	6FJ-CAP	R22	6G-5FJXSP	G8
6C5CXREEL	B41	6FJIS-4MJ	R81	6G-5MB	G4
6C5D X50FT	B43	6FJIS-6MJ	R81	6G-5MFA	G26
6C5DXREEL	B43	6FJIS-CAP	R81	6G-5MIX	G24
6C5E X50FT	B44	6FJX-4MP	R36	6G-5MIX45	G25
6C5E-4RMFA	P18	6FJX-4MP90	R37	6G-5MIX90	G25
6C5E-4RMP	P12	6FJX-6FP	R37	6G-6BSPBJ	G28
6C5E-5RMIX	P16	6FJX-6MP	R36	6G-6FABX	G27
6C5E-5RMIX90	P17	6FJX-6MP90	R37	6G-6FBFFX	G39
6C5E-6RFJX	P12	6FK-6MJ	R83	6G-6FBSPORX	G37
6C5E-6RFJX45	P13	6FK-CAP	R82	6G-6FBSPORX45	G38
6C5E-6RFJX90	P13	6FP-2FP	R7	6G-6FBSPORX90	G38
6C5E-6RFSX	P14	6FP-4FP	R7	6G-6FBSPORX90BL	G39
6C5E-6RFSX45	P14	6FP-4FP90	R8	6G-6FFORX	G17
6C5E-6RFSX90	P15	6FP-4FPX	R8	6G-6FFORX45S	G19
6C5E-6RMFA	P18	6FP-4FPX45	R9	6G-6FFORX45S-TCX	G47
6C5E-6RMIX	P16	6FP-4FPX90	R10	6G-6FFORX90L	G20
6C5E-6RMIX45	P17	6FP-6FP	R7	6G-6FFORX90M	G20
6C5E-6RMIX90	P17	6FP-6FP-6FP	R10	6G-6FFORX90S	G20
6C5E-6RMP	P12	6FP-6FP-6FPBV	U4	6G-6FFORX90S-TCX	G47
6C5EXREEL	B44	6FP-6FP-6MP	R11	6G-6FFORX-TCX	G46
6C5M X50FT	B43	6FP-6FP90	R8	6G-6FJSPX	G43
6C5MXREEL	B43	6FP-6FPBV	U2	6G-6FJISX	G42
6C14 X25FT	B46	6FP-6FPX	R8	6G-6FJX	G8
6C14-4MP-B	M1	6FP-6FPX45	R9	6G-6FJX45S	G9
6C14-4MP-SS	M1	6FP-6FPX90	R10	6G-6FJX45S-TCX	G45
6C14-6FJX45	M3	6FP-6MP45	R4	6G-6FJX90L	G10
6C14-6FJX90	M3	6FP-8FPX	R8	6G-6FJX90M	G10
6C14-6FJX-B	M2	6FP-8FPX45	R9	6G-6FJX90S	G10
6C14-6FJX-SS	M2	6FP-8FPX90	R10	6G-6FJX-TCX	G45
6C14-6FSX45	M5	6FPX-6FPX-6FPX	R11	6G-6FKX	G41
6C14-6FSX90	M5	6FPX-6FPX-6MP	R12	6G-6FKX45	G41
6C14-6FSX-B	M4	6FQBADA-6FP	S1	6G-6FKX90	G42
6C14-6MIX	M6	6FOFF-6FP	S12	6G-6FP	G3
6C14-6MIX45	M7	6FOFF-8FB	S11	6G-6FP-TCX	G44
6C14-6MIX90	M7	6FOFF-8FP	S12	6G-6FPX	G4
6C14-6MP-B	M1	6FOFFH-4FP	S15	6G-6FSX	G12
6C14-6MP-SS	M1	6FOFFH-6FP	S15	6G-6FSX45	G12
6C14CT X25FT	B47	6FOFFVH-6FP	S21	6G-6FSX90	G13
6C14CTXCTN*	B47	6FQLH-4MB	G15	6G-6FSX90-055	G13
6C14XCTN	B46	6FQLH-6MB	G15	6G-6MB	G4
6CARTRIDGE-AB	O1	6FQLH-8MB	G15	6G-6MBSPP	G37
6CLAMP	L9	6FQP-6FP	S22	6G-6MBSPT	G36
6CM2TDL-XTF X50FT	B22	6FQPA-6FP	S4	6G-6MBX	G5
6CM2TDL-XTFXCTN	B22	6FOPI-6FP	S8	6G-6MBX45	G5
6EFG4K X25FT	B6	6G1 X50FT	B27	6G-6MBX45BL	G6
6EFG4K X50FT	B6	6G1 X100FT	B27	6G-6MBX90	G6
6EFG4K-MTF X25FT	B7	6G1H X50FT	B28	6G-6MFA	G26
6EFG4K-MTFXCTN	B7	6G1HXREEL	B28	6G-6MFFOR	G17
6EFG4KXCTN	B6	6G1XBALE	B27	6G-6MFFORBKHDLN	G16
6EFG5K X25FT	B3	6G1XREEL	B27	6G-6MIX	G24
6EFG5KL XCTN	B5	6G2 X50FT	B23	6G-6MIX45	G25
6EFG5K-MTF X25FT	B4	6G2 X100FT	B23	6G-6MIX90	G25
6EFG5K-MTFXCTN	B4	6G2L X50FT	B25	6G-6MJ	G7

PART NUMBER INDEX

PART#	PAGE	PART#	PAGE	PART#	PAGE
6G-6MP	G1	6G-12FDLORX45	G30	6LOC-5RFJSX	J5
6G-6MPLN	G1	6G-12FDLORX90	G31	6LOC-5RMIX	J6
6G-6MP-TCX	G44	6G-12FJX	G8	6LOC-5RMJ	J3
6G-6MPX	G2	6G-12MB	G4	6LOC-5RMS	J4
6G-6MPX90	G2	6G-12MDH	G32	6LOC-6RFI	J6
6G-6MQLH	G13	6G-12MDL	G29	6LOC-6RFJX	J4
6G-6MQLH45S-008	G14	6G-12MSP	G35	6LOC-6RFP	J2
6G-6MQLH90L-046	G14	6G-14DBJ	G29	6LOC-6RFPX	J3
6G-6MQLH90S-020	G14	6G-14FDHORX	G33	6LOC-6RFSX	J5
6G-6MQLL	G15	6G-14FDHORX45	G33	6LOC-6RHM	J7
6G-6MQLL90-051	G16	6G-14FDHORX90	G34	6LOC-6RMIX	J6
6G-6MQLL90-117	G16	6G-14FDLORX	G30	6LOC-6RMJ	J3
6G-6MQLL90-168	G16	6G-14MDH	G32	6LOC-6RMP	J1
6G-6MS	G12	6G-15FDLORX	G30	6LOC-6RMP90	J2
6G-6NASP	G26	6G-15FDLORX45	G30	6LOC-6RMPX	J1
6G-6PWX	G28	6G-15FDLORX90	G31	6LOC-6RMS	J4
6G-7MIX	G24	6G-15MDL	G29	6LOC-6RSP	J7
6G-7MIX45	G25	6G-16DBJ	G29	6LOC-8RFJSX	J5
6G-7MIX90	G25	6G-18DBJ	G29	6LOC-8RFPX	J3
6G-8FBFFX	G39	6GLP1-6FJX	J8	6LOC-8RMIX	J6
6G-8FBSPORX	G37	6GLP1-6FJX45S	J9	6LOC-8RMJ	J3
6G-8FBSPORX45	G38	6GLP1-6FJX90S	J9	6LOC-8RMP	J1
6G-8FBSPORX90	G38	6GLP1-6MJ	J8	6LOC-8RMS	J4
6G-8FFORX	G17	6GS1F-1	E39	6LOCXREEL	B39
6G-8FFORX45S	G19	6GS1F-2	E39	6LOLA X50FT	B40
6G-8FFORX45S-TCX	G47	6GS1F-4	E40	6LOLAXREEL	B40
6G-8FFORX90L	G20	6GS-6FBSPORX	E34	6LOLB X25FT	B40
6G-8FFORX90M	G20	6GS-6FBSPORX45	E34	6LOLBXREEL	B40
6G-8FFORX90S	G20	6GS-6FBSPORX90	E35	6LOLCXREEL	B40
6G-8FFORX90S-TCX	G47	6GS-6FFORX	E8	6LOLG X25FT	B40
6G-8FFORX-TCX	G46	6GS-6FFORX45S	E9	6LOLGXREEL	B40
6G-8FG	G27	6GS-6FFORX90L	E10	6LOLR X25FT	B40
6G-8FJX	G8	6GS-6FFORX90S	E10	6LOLRXREEL	B40
6G-8FJX45S	G9	6GS-6FJX	E4	6LOLYXREEL	B40
6G-8FJX45S-TCX	G45	6GS-6FJX45S	E5	6M2T X50FT	B20
6G-8FJX90L	G10	6GS-6FJX90L	E6	6M2T-MTF X50FT	B21
6G-8FJX90M	G10	6GS-6FJX90S	E6	6M2T-MTFXBALE	B21
6G-8FJX90S	G10	6GS-6FJXMM90M	E6	6M2T-MTFXREEL	B21
6G-8FJX-TCX	G45	6GS-6MB	E2	6M2TX100REEL	B20
6G-8FP	G3	6GS-6MBSPP	E33	6M2TXBALE	B20
6G-8FP-TCX	G44	6GS-6MFFOR	E7	6M2TXLRG REEL	B20
6G-8FPX	G4	6GS-6MJ	E4	6M2TXREEL	B20
6G-8FSX	G12	6GS-6MP	E1	6M2T-XTFXREEL	B21
6G-8FSX45-014	G12	6GS-8FBSPORX	E34	6M3K X50FT	B16
6G-8FSX90	G13	6GS-8FFORX	E8	6M3KH-MTFXREEL	B19
6G-8MB	G4	6GS-8FFORX45S	E9	6M3KHXREEL	B19
6G-8MBSPP	G37	6GS-8FFORX90M	E10	6M3K-MTF X50FT	B17
6G-8MBX	G5	6GS-8FJX	E4	6M3K-MTFXBALE	B17
6G-8MBX45	G5	6GS-8FJX45S	E5	6M3K-MTFXLG REEL	B17
6G-8MBX45BL	G6	6GS-8FJX90-083	E6	6M3K-MTFXREEL	B17
6G-8MBX90	G6	6GS-8FJX90M	E6	6M3KPC	B16
6G-8MFA	G26	6GS-8FL	E11	6M3KXBALE	B16
6G-8MFFOR	G17	6GS-8FL45M	E13	6M3KXLG REEL	B16
6G-8MJ	G7	6GS-8FL90M	E15	6M3KXREEL	B17
6G-8MP	G1	6GS-8MJ	E4	6M3K-XTFXBALE	B18
6G-8MP-TCX	G44	6GS-8MP	E1	6M3K-XTFXREEL	B18
6G-8MPX	G2	6GS-10FDHORX	E31	6M4K X50FT	B12
6G-8MPX90	G2	6GS-10MJ	E4	6M4KH X50FT	B14
6G-8MPX90L	G3	6GS-12FDHORX	E31	6M4KH-MTF X50FT	B15
6G-8MS	G12	6GS-12FDHORX45	E32	6M4KH-MTFXREEL	B15
6G-10FDHORX	G33	6GS-12FDHORX90	E32	6M4KHXREEL	B14
6G-10FDHORX45	G33	6GS-12FDLORX	E29	6M4KLXREEL	B16
6G-10FDHORX90	G34	6GS-12FDLORX90	E30	6M4K-MTF X50FT	B13
6G-10FDLORX	G30	6GS-12MDH	E31	6M4K-MTFXREEL	B13
6G-10FDLORX45	G30	6GS-12MDL	E29	6M4KXBALE	B12
6G-10FDLORX90	G31	6GS-14FDHORX	E31	6M4KXREEL	B12
6G-10FFORX	G17	6GS-14FDHORX45	E32	6M4K-XTF X50FT	B14
6G-10FJX	G8	6GS-14FDHORX90	E32	6M4K-XTFXREEL	B14
6G-10FJX90M	G10	6GS-14MDH	E31	6M5K X50FT	B11
6G-10FJX-TCX	G45	6GTHX X50FT	B36	6M5K-MTFXREEL	B11
6G-10MB	G4	6GTHX XREEL	B36	6M5KXREEL	B11
6G-10MBX	G5	6J2AT X50FT	B26	6M5K-XTFXREEL	B12
6G-10MBX90	G6	6J2AT-MTFXREEL	B26	6M500 X50FT	B32
6G-10MBX90BL	G7	6J2ATXREEL	B26	6M500XREEL	B32
6G-10MDH	G32	6JIC SWIVEL SEAL KIT	T2	6M500-XTFXREEL	B33
6G-10MDL	G29	6LOC X50FT	B39	6MB-2FP	R13
6G-10MFFOR	G17	6LOC-2RMP	J1	6MB-4FP	R13
6G-10MJ	G7	6LOC-2RMP90	J2	6MB-4FPX	R14
6G-10MSP	G35	6LOC-4RFPX	J3	6MB-4FPX45	R15
6G-12DBJ	G29	6LOC-4RMJ	J3	6MB-4FPX90	R15
6G-12FDHORX	G33	6LOC-4RMP	J1	6MB-4MJ	R17
6G-12FDHORX45	G33	6LOC-4RMP90	J2	6MB-4MJ45	R18
6G-12FDHORX90	G34	6LOC-4RMS	J4	6MB-4MJ90	R19
6G-12FDLORX	G30	6LOC-5RFI	J6	6MB-5MJ	R17

PART NUMBER INDEX

PART#	PAGE	PART#	PAGE	PART#	PAGE
6MB-5MJ90	R19	6MFFOR-4MB	R44	6MNL	G36, V18
6MB-6FJX	R20	6MFFOR-4MB45	R45	6MP-2FPS	R2
6MB-6FP	R13	6MFFOR-4MB90	R45	6MP-4AB-4AB	O5
6MB-6FPX	R14	6MFFOR-4MFFOR	R40	6MP-4AB-6AB	O5
6MB-6FPX45	R15	6MFFOR-4MP	R43	6MP-4FP90	R4
6MB-6FPX90	R15	6MFFOR-6FFORX-6MFFOR	R42	6MP-4FPL	R3
6MB-6MJ	R17	6MFFOR-6FFORX90	R41	6MP-4FPS	R2
6MB-6MJ-6MJ	R21	6MFFOR-6FJX	R43	6MP-4FPX	R5
6MB-6MJ45	R18	6MFFOR-6MB	R44	6MP-4FPX45	R6
6MB-6MJ90	R19	6MFFOR-6MB-6MFFOR	R47	6MP-4FPX90	R6
6MB-8FP	R13	6MFFOR-6MB45	R45	6MP-4MP	R1
6MB-8FPX	R14	6MFFOR-6MB90	R45	6MP-4MP90	R2
6MB-8FPX45	R15	6MFFOR-6MB90L	R46	6MP-6AB-4AB	O5
6MB-8FPX90	R15	6MFFOR-6MFFOR	R40	6MP-6AB-6AB	O5
6MB-8MJ	R17	6MFFOR-6MFFOR-6FFORX	R42	6MP-6AB-8AB	O6
6MB-8MJ-6MJ	R21	6MFFOR-6MFFOR-6MB	R46	6MP-6FP90	R4
6MB-8MJ45	R18	6MFFOR-6MFFOR-6MFFOR	R41	6MP-6FPL	R3
6MB-8MJ90	R19	6MFFOR-6MP	R43	6MP-6FPX	R5
6MB-10MJ	R17	6MFFOR-8MB	R44	6MP-6FPX45	R6
6MB-10MJ90	R19	6MFFOR-8MB45	R45	6MP-6FPX90	R6
6MB-12MJ	R17	6MFFOR-8MB90	R45	6MP-6MP	R1
6MB-12MJ90	R19	6MFFOR-8MP	R43	6MP-6MP90	R2
6MBDS	R77	6MFFOR-10MB	R44	6MP-8AB-6AB	O6
6MB-PLUG	R12	6MFFOR-12MB90	R45	6MP-8AB-8AB	O6
6MBSPPOR-PLUG	R74	6MFFOR-PLUG	R39	6MP-8FP90	R4
6MBSPP-2FP	R59	6MJ-2FP	R35	6MP-8FPL	R3
6MBSPP-2MP	R58	6MJ-2FP90	R36	6MP-8FPX	R5
6MBSPP-4FBSPPX	R76	6MJ-2MP	R31	6MP-8FPX45	R6
6MBSPP-4FJX	R61	6MJ-2MP45	R33	6MP-8FPX90	R6
6MBSPP-4FP	R59	6MJ-2MP90	R34	6MP-PLUG	R1
6MBSPP-4MJ	R59	6MJ-4FJ	R25	6MPX-6AB-6AB	O7
6MBSPP-4MJ90	R61	6MJ-4FJX90	R26	6MPX-8AB-8AB	O7
6MBSPP-4MP	R58	6MJ-4FP	R35	6MQBA-6FP	S1
6MBSPP-5MJ	R59	6MJ-4FP90	R36	6MQFF-6FP	S10
6MBSPP-5MJ90	R61	6MJ-4MJ	R23	6MQFF-8FB	S10
6MBSPP-6FBSPPX	R76	6MJ-4MJ90	R24	6MQFF-8FP	S10
6MBSPP-6FJX	R61	6MJ-4MP	R32	6MQFFH-4FP	S15
6MBSPP-6FP	R59	6MJ-4MP45	R33	6MQFFH-6FP	S15
6MBSPP-6MJ	R59	6MJ-4MP90	R34	6MQFFVH-6FP	S21
6MBSPP-6MJ45	R60	6MJ-5MJ	R23	6MQP-6FP	S22
6MBSPP-6MP	R58	6MJ-6BKHD	R27	6MQPA-6FP	S4
6MBSPP-8FBSPPX	R76	6MJ-6BKHD-6MJ	R30	6MQPI-6FP	S8
6MBSPP-8FJX	R61	6MJ-6BKHD45	R27	6M-XPXREEL	B10
6MBSPP-8MJ	R59	6MJ-6BKHD90	R28	6NABTA X100FT	B45
6MBSPP-8MJ45	R60	6MJ-6FJ	R25	6NABTAXLG REEL	B45
6MBSPP-8MJ90	R61	6MJ-6FJX-6MJ	R31	6NABTAXREEL	B45
6MBSPP-8MP	R58	6MJ-6FJX45	R25	6NABTB X100FT	B45
6MBSPP-12MP	R58	6MJ-6FJX90	R26	6NABTBXLG REEL	B45
6MBSPP-16MP	R58	6MJ-6FP	R35	6NABTBXREEL	B45
6MBSPPOR-4MJ	R62	6MJ-6FP90	R36	6NABTG X100FT	B45
6MBSPPOR-5MJ	R62	6MJ-6MJ	R38	6NABTGXLG REEL	B45
6MBSPPOR-6MFFOR	R63	6MJ-6MJ-4MP	R38	6NABTGXREEL	B45
6MBSPPOR-6MFFOR45	R64	6MJ-6MJ-6BKHD	R30	6NABTNXREEL	B45
6MBSPPOR-6MFFOR90	R65	6MJ-6MJ-6FJX	R29	6NABTO X100FT	B45
6MBSPPOR-6MJ	R62	6MJ-6MJ-6MB	R20	6NABTOXREEL	B45
6MBSPPOR-6MJ90	R63	6MJ-6MJ-6MJ	R28	6NABTR X100FT	B45
6MBSPPOR-8MFFOR	R63	6MJ-6MJ-6MP	R38	6NABTRXLG REEL	B45
6MBSPPOR-8MFFOR45	R64	6MJ-6MJ-8MB	R20	6NABTRXREEL	B45
6MBSPPOR-8MFFOR90	R65	6MJ-6MJ-8MJ	R28	6NABTWXREEL	B45
6MBSPPOR-8MFFORL	R64	6MJ-6MJ-8MP	R38	6NABTY X100FT	B45
6MBSPPOR-8MJ	R62	6MJ-6MJ90	R24	6NABTYXREEL	B45
6MBSPP-PLUG	R76	6MJ-6MJ-LX	T1	6PC1F-M2S	I6
6MBSPT-4MJ	R56	6MJ-6MP	R32	6PC1FS	I6
6MBSPT-5MJ	R56	6MJ-6MP45	R33	6PC2F-2	I6
6MBSPT-6MJ	R56	6MJ-6MP90	R34	6PC2F-4	I6
6MBSPT-6MJ45	R57	6MJ-8FJ	R25	6PCS1F	F1
6MBSPT-6MJ90	R57	6MJ-8FP	R35	6PCS-2F	F2
6MBSPT-8MJ	R56	6MJ-8FP90	R36	6PSB POLY SLEEVE	V6
6MBSPT-8MJ45	R57	6MJ-8MP	R32	6PSY POLY SLEEVE	V6
6MBSPT-8MJ90	R57	6MJ-8MP45	R33	6QDADC	S3
6MBSPT-10MJ	R56	6MJ-8MP90	R34	6QDADP	S3
6MBSPT-PLUG	R75	6MJ-10FJ	R25	6QDADP/C	S3
6MDH-4MJ	R72	6MJ-12MP	R32	6QDAOR	S2
6MDL-4MJ	R71	6MJ-12MP45	R33	6QDBR	S23
6MDL-PLUG	R78	6MJ-12MP90	R34	6QDDP/C	S23
6MEGATECH 250XREEL	B31	6MJBKHD-4MP	R38	6QDDP/C	S23
6MEGATECH 1000XREEL	B30	6MJIS-PLUG	R81	6QDDP/C	S23
6MEGATECH 3000XREEL	B29	6MJ-PLUG	R22	6QDDP/C	S23
6MEGATECH G5TB X50FT	B32	6MK-6FK-6MK	R84	6QDDP/C	S23
6MEGATECH G5TBXREEL	B32	6MK-6FK90	R84	6QDDP/C	S23
6MEGATECH250 X50FT	B31	6MK-6MJ	R83	6QDDP/C	S23
6MEGATECH1000 X50FT	B30	6MK-6MK	R83	6QDIBR	S8
6MEGATECH3000 X50FT	B29	6MK-PLUG	R82	6QDIDP/C	S9
6MEGATECHLOCKREEL	B39	6MNH	G36, V18	6QDIOR	S9

PART NUMBER INDEX

PART#	PAGE	PART#	PAGE	PART#	PAGE
6QDOR	S22	8AB-PLUG	Q1	8ACC-6FTON90	L6
6RFSXREEL	B28	8AC134A X25FT	B52	8ACC-6MIO	L7
6RLA X25FT	B37	8AC134AXREEL	B52	8ACC-6MIO90	L7
6RLAXREEL	B37	8ACA-6FSX	K2	8ACC-6MTON	L3
6S1F-4SS	H3	8ACA-6FSX45	K3	8ACC-6MTON90	L4
6S-6FFORX-SS	H2	8ACA-6FSX90	K3	8ACC-8FBO	L1
6S-6FJX-SS	H1	8ACA-6FTON	K14	8ACC-8FTON	L5
6S-6MP-SS	H1	8ACA-6FTON45	K15	8ACC-8FTON45	L6
6SC-1	V2	8ACA-6FTON90	K16	8ACC-8FTON90	L6
6SC-1 XBULK	V2	8ACA-6MFA	K4	8ACC-8FTON134SPH	L4
6SC-3	V2	8ACA-6MFA90	K5	8ACC-8FTON134SPH90	L5
6SC-3 XBULK	V2	8ACA-6MTON	K10	8ACC-8FTONSWP	L4
6SC-4	V2	8ACA-6MTON45	K11	8ACC-8FTONSWP90	L5
6SC-4 XBULK	V2	8ACA-6MTON90	K12	8ACC-8HLE	L1
6SC-4-SS	V1	8ACA-8FBO	K6	8ACC-8HLE134SPH	L8
6TH7 X50FT	B49	8ACA-8FBO-S	K6	8ACC-8HLEMSWP	L8
6TH7DLXCTN	B50	8ACA-8FSL	K34	8ACC-8HLESWP	L8
6TH7NC X50FT	B50	8ACA-8FSL45	K34	8ACC-8HLET	L1
6TH7NCDL X50FT	B51	8ACA-8FSL90	K35	8ACC-8HLEY	L2
6TH7NCDLXCTN	B51	8ACA-8FSX	K2	8ACC-8MFA	L2
6TH7NCXCTN	B50	8ACA-8FSX45	K3	8ACC-8MFA90	L2
6TH7XCTN	B49	8ACA-8FSX90	K3	8ACC-8MIO	L7
6TH8 X50FT	B48	8ACA-8FSX90-S	K4	8ACC-8MIO90	L7
6TH8NC X50FT	B48	8ACA-8FSX-S	K2	8ACC-8MIOBKHD	L8
6TH8NCXCTN	B48	8ACA-8FTDON	K22	8ACC-8MIOBKHD90	L8
6TH8XCTN	B48	8ACA-8FTDON45	K22	8ACC-8MTON	L3
6TH18NCXCTN	B52	8ACA-8FTDON90	K22	8ACC-8MTON90	L4
6TH18XCTN	B51	8ACA-8FTON	K14	8ACC-8MTON90134SWPH	L3
6TR500 X50FT	B34	8ACA-8FTON45	K15	8ACC-10FTON	L5
6TR500XREEL	B34	8ACA-8FTON45-S	K16	8ACC-10FTON90	L6
6TS	V16	8ACA-8FTON90	K16	8ACC-20FTOMN	L6
6TSN	V16	8ACA-8FTON90BL-S	K17	8ACC-20FTOMN90	L7
7" Wide Bins w/3 Dividers (Carton of 5)	W17	8ACA-8FTON90-S	K17	8ACC-PSII X50FT	B53
7/8" FSG-25FT	V4	8ACA-8FTON134SP	K19	8ACC-PSIIXREEL	B53
8 Die PSC2	W14	8ACA-8FTON134SP90	K21	8ACFFN	K6
8 FLANGE O-RING	V13	8ACA-8FTON134SP90-S	K21	8ACOR	K36
8" Hose Assy MC4-20	W2	8ACA-8FTON134SP-S	K20	8B1F-1SS	H8
8 O-RING	V13	8ACA-8FTON180	K18	8B-8FFORX-SS	H8
8 O-RING DIN H	V15	8ACA-8FTONR12SP	K18	8B-8FJSX45S-SS	H6
8 O-RING FBSPP	V14	8ACA-8FTONR12SP90	K19	8B-8FJSX90M-SS	H7
8 O-RING FF	V14	8ACA-8FTON-S	K15	8B-8FJSX-SS	H5
8" Notched Blade for Skil Saw (7480-2500)	W22	8ACA-8HLE	K7	8B-8MP-SS	H4
8" Scalloped Blade for 2-24	W21	8ACA-8HLE90	K7	8BBD5	R74
8-8FBO	L4	8ACA-8HLE180	K8	8BS	G35, V18
8-10FBO	L4	8ACA-8HLET	K8	8BSPP-8BSPP-LX	T1
8AB-4FP	Q8	8ACA-8MFA	K4	8C1T-6RMP	O1
8AB-4FP90	Q8	8ACA-8MFA90	K5	8C1T-8RFJX	O2
8AB-4MP	Q2	8ACA-8MIO	K28	8C1T-8RFJX45	O3
8AB-4MP45	Q3	8ACA-8MIO45	K28	8C1T-8RFJX90	O3
8AB-4MP90	Q3	8ACA-8MIO90	K29	8C1T-8RMB	O2
8AB-4MPX90	O5	8ACA-8MIO134SP	K30	8C1T-8RMJ	O2
8AB-6AB	Q11	8ACA-8MIO134SP90	K31	8C1T-8RMP	O1
8AB-6AB-6AB	Q12	8ACA-8MIOBKHD	K29	8C1T-8RMPX	O1
8AB-6AB-8MP	O6	8ACA-8MIOBKHD90	K30	8C1T-10RFJX	O2
8AB-6AB-BKHD	Q10	8ACA-8MIO-S	K28	8C1T-10RFJX90	O3
8AB-6FP90	Q8	8ACA-8MS	K1	8C1T-10RMB	O2
8AB-6FP-BKHD	Q11	8ACA-8MS45	K1	8C1T-10RMJ	O2
8AB-6MP	Q2	8ACA-8MS90	K1	8C1T-12RMP	O1
8AB-6MP-2PT90	Q4	8ACA-8MSL	K33	8C2AT-6RMP	O4
8AB-6MP45	Q3	8ACA-8MSL45	K33	8C2AT-8RFFORX	O7
8AB-6MP90	Q3	8ACA-8MSL90	K33	8C2AT-8RFFORX45S	O7
8AB-6MPX90	O5	8ACA-8MTON	K10	8C2AT-8RFFORX90S	O8
8AB-8AB	Q11	8ACA-8MTON45	K11	8C2AT-8RFJX	O5
8AB-8AB-4AB	Q12	8ACA-8MTON90	K12	8C2AT-8RFJX45	O6
8AB-8AB-4MP	Q6	8ACA-8MTON90-S	K13	8C2AT-8RFJX90	O6
8AB-8AB-4MPX	Q7	8ACA-8MTON134SP	K13	8C2AT-8RMB	O5
8AB-8AB-6AB	Q12	8ACA-10CFTON90BL-S	K26	8C2AT-8RMJ	O5
8AB-8AB-6MP	Q6	8ACA-10CFTON90-S	K26	8C2AT-8RMP	O4
8AB-8AB-6MP90	Q6	8ACA-10CFTON134SP90BL-S	K27	8C2AT-8RMPX	O4
8AB-8AB-6MPX	Q7	8ACA-10HLE	K7	8C2AT-10RFJX	O5
8AB-8AB-8AB	Q12	8ACA-10MFA	K4	8C2AT-10RFJX90	O6
8AB-8AB-8MP	Q6	8ACA-10MFA90	K5	8C2AT-10RMB	O5
8AB-8AB-8MPX	Q7	8ACA-12MMFA	K5	8C2AT-10RMJ	O5
8AB-8AB90	Q11	8ACA-20FTOMN	K23	8C2AT-12RMP	O4
8AB-8AB-BKHD	Q10	8ACA-20FTOMN45	K23	8C5-8RFJSXB	P9
8AB-8FP	Q8	8ACA-20FTOMN90	K24	8C5-8RMPB	P1
8AB-8FP90	Q8	8ACA-24FTDOMN	K24	8C5C X50FT	B42
8AB-8FP-BKHD	Q11	8ACA-24FTDOMN45	K25	8C5CXH X50FT	B42
8AB-8MP	Q2	8ACA-24FTDOMN90	K25	8C5CXHREEL	B42
8AB-8MP-4PORT90	Q4	8ACA-R12SP	K9	8C5CXREEL	B42
8AB-8MP45	Q3	8ACA-R134SP	K9	8C5D X50FT	B43
8AB-8MP90	Q3	8ACA-R134SP-RL	K27	8C5DXREEL	B43
8AB-8MPX45	Q4	8ACA-R134SP-S	K10	8C5E X50FT	B44
8AB-8MPX90	O5	8ACC-6FTON	L5	8C5E-6RMP	P12

PART NUMBER INDEX

PART#	PAGE	PART#	PAGE	PART#	PAGE
8C5E-8RFJSX	P15	8FBFFOR-8MJ	R68	8G2 X50FT	B23
8C5E-8RFJSX45	P15	8FBFFOR-10MJ	R68	8G2 X100FT	B23
8C5E-8RFJSX90	P16	8FBSPP-8FP	R66	8G2L X50FT	B25
8C5E-8RMFA	P18	8FBSPP-8MJ	R66	8G2LXREEL	B25
8C5E-8RMIX	P16	8FBSPP-8MP	R65	8G2XBALE	B23
8C5E-8RMIX45	P17	8FBSPP-12MP	R65	8G2XH X50FT	B24
8C5E-8RMIX90	P17	8FBSPP-CAP	R75	8G2XHREEL	B24
8C5E-8RMP	P12	8FBSPPX-6FJX	R68	8G2XREEL	B23
8C5EXCTN	B44	8FBSPPX-6MJ	R67	8G3H X25FT	B34
8C5EXREEL	B44	8FBSPPX-8FJX	R68	8G3HXCTN	B34
8C5M X50FT	B43	8FBSPPX-8MJ	R67	8G-4MP	G1
8C5MXREEL	B43	8FBSPPX-8MP90	R67	8G-6FABX	G27
8C5X-6RFABX	P11	8FBSPPX-10MJ	R67	8G-6FBSPORX	G37
8C5X-6RFJX	P2	8FDH-CAP	R80	8G-6FFORX	G17
8C5X-6RMIX	P4	8FDL-CAP	R79	8G-6FFORX45S	G19
8C5X-6RMIX90-043	P5	8FDLX-4MJ	R72	8G-6FFORX90L	G20
8C5X-6RMP	P1	8FDLX-6MJ	R72	8G-6FFORX90S	G20
8C5X-8RFFORX	P9	8FFN	V17	8G-6FFORX-TCX	G46
8C5X-8RFJSX	P7	8FFOR-CAP	R39	8G-6FJX	G8
8C5X-8RFJSX45S	P8	8FFORX-8MJ	R47	8G-6FJXSP	G8
8C5X-8RFJSX90L	P8	8FFS	V17	8G-6FJX-TCX	G45
8C5X-8RFJSX90S	P8	8FHHS	V10	8G-6FP	G3
8C5X-8RMB	P9	8FJ-CAP	R22	8G-6FP-TCX	G44
8C5X-8RMFA	P11	8FJIS-8MJ	R82	8G-6MBSPP	G37
8C5X-8RMIX	P4	8FJIS-CAP	R81	8G-6MIX	G24
8C5X-8RMIX45-028	P5	8FJX-6FP	R37	8G-6MP	G1
8C5X-8RMIX90-045	P5	8FJX-6MP	R36	8G-6MP-TCX	G44
8C5X-8RMJ	P2	8FJX-6MP90	R37	8G-6MPX	G2
8C5X-8RMP	P1	8FJX-8FP	R37	8G-6MPX90	G2
8C5X-8RMS	P4	8FJX-8MP	R36	8G-8BSPBJ	G28
8C14 X25FT	B46	8FJX-8MP90	R37	8G-8FABX	G27
8C14-6MP-B	M1	8FK-8MJ	R83	8G-8FBFFX	G39
8C14-6MP-SS	M1	8FK-CAP	R82	8G-8FBSPORX	G37
8C14-8ABC-B	M6	8FL-8FLBV	U1	8G-8FBSPORX45	G38
8C14-8FJSX-B	M4	8FL-8MJ	R48	8G-8FBSPORX90	G38
8C14-8FJSX-SS	M4	8FL-8MJ45	R49	8G-8FBSPORX90BL	G39
8C14-8FJX45	M3	8FL-8MJ90	R50	8G-8FFORX	G17
8C14-8FJX90	M3	8FLH-8FLHVBV	U1	8G-8FFORX45S	G19
8C14-8FSX45	M5	8FP-4FP	R7	8G-8FFORX45S-TCX	G47
8C14-8FSX90	M5	8FP-4FP90	R8	8G-8FFORX67-022	G19
8C14-8MIX	M6	8FP-4FPX	R8	8G-8FFORX90L	G20
8C14-8MIX45	M7	8FP-6FP	R7	8G-8FFORX90M	G20
8C14-8MIX90	M7	8FP-6FP90	R8	8G-8FFORX90S	G20
8C14-8MP-B	M1	8FP-6FPX	R8	8G-8FFORX90S-TCX	G47
8C14-8MP-SS	M1	8FP-6FPX45	R9	8G-8FFORX-TCX	G46
8C14CT X25FT	B47	8FP-6FPX90	R10	8G-8FJISX	G42
8C14CTXCTN*	B47	8FP-8FP	R7	8G-8FJX	G8
8C14XCTN	B46	8FP-8FP-8FP	R10	8G-8FJX45S	G9
8CABHX12*	Q13	8FP-8FP-8FPBV	U4	8G-8FJX45S-TCX	G45
8CABHX15	Q14	8FP-8FP-8MP	R11	8G-8FJX90L	G10
8CARTRIDGE-AB	Q1	8FP-8FP90	R8	8G-8FJX90M	G10
8CFHS	V10	8FP-8FPBV	U2	8G-8FJX90S	G10
8CLAMP	L9	8FP-8FPX	R8	8G-8FJX-TCX	G45
8CM2TDL-XTF X50FT	B22	8FP-8FPX45	R9	8G-8FKX	G41
8CM2TDL-XTFXCTN	B22	8FP-8FPX90	R10	8G-8FKX45	G41
8CPFOFF-8FB*	S11	8FP-8MP45	R4	8G-8FKX90	G42
8CPFOFF-8FP*	S12	8FP-12FPX	R8	8G-8FL	G21
8CPFOFF-10FB*	S11	8FP-12FPX90	R10	8G-8FL45M	G22
8CPFOFF-12FB*	S11	8FPX-8FPX-8FPX	R11	8G-8FL90M	G24
8CPMQOFF-8FB*	S10	8FPX-8FPX-8MP	R12	8G-8FL-TCX	G48
8CPMQOFF-8FP*	S10	8FQBA-8FB	S2	8G-8FP	G3
8CPMQOFF-10FB*	S10	8FQBA-8FP	S1	8G-8FP-TCX	G44
8CPMQOFF-12FB*	S10	8FQBADA-8FP	S1	8G-8FPX	G4
8EFG4K X25FT	B6	8FQBADA-12FP	S1	8G-8FSX	G12
8EFG4K X50FT	B6	8FQBAJD-8FP	S5	8G-8FSX45	G12
8EFG4K-MTF X25FT	B7	8FOFF-8FB	S11	8G-8FSX90	G13
8EFG4K-MTFXCTN	B7	8FOFF-8FBPP	S12	8G-8JISPX	G43
8EFG4KXCTN	B6	8FOFF-8FP	S12	8G-8MB	G4
8EFG4KXLL	B6	8FOFF-10BKHD	S12	8G-8MBSPP	G37
8EFG5K X25FT	B3	8FOFF-12FB	S11	8G-8MBSPT	G36
8EFG5K-MTF X25FT	B4	8FOFFH-8FP	S15	8G-8MBX	G5
8EFG5K-MTFXCTN	B4	8FQLH-6MB	G15	8G-8MBX45	G5
8EFG5K-MTFXLL	B4	8FQLH-8MB	G15	8G-8MBX45BL	G6
8EFG5KXCTN	B3	8FQLH-10MB	G15	8G-8MBX90	G6
8EFG5KXLL	B3	8FQP-8FP	S22	8G-8MBX90BLL	G7
8EFG6K X25FT	B1	8FQPA-8FP	S4	8G-8MFA	G26
8EFG6K-MTF X25FT	B2	8FOPI-8FP	S8	8G-8MFFOR	G17
8EFG6K-MTFXCTN	B2	8G1 X50FT	B27	8G-8MFFORBKHDLN	G16
8EFG6KXCTN	B1	8G1 X100FT	B27	8G-8MIX	G24
8EFG6KXLL	B1	8G1H X50FT	B28	8G-8MIX45	G25
8FB-6MP	R16	8G1HXREEL	B28	8G-8MIX90	G25
8FB-8FBV	U1	8G1XBALE	B27	8G-8MJ	G7
8FB-8MP	R16	8G1XLG REEL	B27	8G-8MP	G1
8FBFFOR-6MJ	R68	8G1XREEL	B27	8G-8MP-TCX	G44

PART NUMBER INDEX

PART#	PAGE	PART#	PAGE	PART#	PAGE
8G-8MPX	G2	8G-18FDLORX	G30	8GS-17MFG	E37
8G-8MPX90	G2	8G-18FDLORX45	G30	8GS-17MPFL	E36
8G-8MPX90L	G3	8G-18FDLORX90	G31	8GS-20FDHORX	E31
8G-8MQLH	G13	8G-20FDHORX	G33	8GTH X50FT	B35
8G-8MQLH45S-010	G14	8GBIF-PS	E39	8GTHXCTN	B35
8G-8MQLH90L-057	G14	8GLP1-8FJX	J9	8GTHXREEL	B35
8G-8MQLH90S-026	G14	8GLP1-8FJX45S	J9	8JIC SWIVEL SEAL KIT	T2
8G-8MQLL	G15	8GLP1-8FJX90L	J9	8LN-SH	V17
8G-8MQLL45-033	G16	8GLP1-8FJX90S	J9	8LOC X50FT	B39
8G-8MQLL90-050	G16	8GS1F-2	E40	8LOC-4RMP	J1
8G-8MS	G12	8GS1F-4	E40	8LOC-6RFP	J2
8G-8NASP	G26	8GS-8FBSPORX	E34	8LOC-6RFSX	J5
8G-10FBSPORX	G37	8GS-8FBSPORX45M	E34	8LOC-6RMIX	J6
8G-10FBSPORX45	G38	8GS-8FBSPORX90M	E35	8LOC-6RMP	J1
8G-10FBSPORX90	G38	8GS-8FFORX	E8	8LOC-8RFI	J6
8G-10FFORX	G17	8GS-8FFORX45S	E9	8LOC-8RFJSX	J5
8G-10FFORX30-010	G18	8GS-8FFORX90-083	E10	8LOC-8RFP	J2
8G-10FFORX45S	G19	8GS-8FFORX90M	E10	8LOC-8RFPX	J3
8G-10FFORX45S-TCX	G47	8GS-8FFORX90S	E10	8LOC-8RHM	J7
8G-10FFORX90L	G20	8GS-8FJX	E4	8LOC-8RMIX	J6
8G-10FFORX90M	G20	8GS-8FJX45S	E5	8LOC-8RMJ	J3
8G-10FFORX90S	G20	8GS-8FJX90L	E6	8LOC-8RMP	J1
8G-10FFORX90S-TCX	G47	8GS-8FJX90M	E6	8LOC-8RMP90	J2
8G-10FFORX-TCX	G46	8GS-8FJX90S	E6	8LOC-8RMPX	J1
8G-10FJX	G8	8GS-8FJX90XL	E6	8LOC-8RMS	J4
8G-10FJX45S	G9	8GS-8FKX	E39	8LOC-8RSP	J7
8G-10FJX45S-TCX	G45	8GS-8FL	E11	8LOC-10RFJSX	J5
8G-10FJX90-089	G10	8GS-8FL22M	E12	8LOC-10RMJ	J3
8G-10FJX90L	G10	8GS-8FL45M	E13	8LOC-10RMS	J4
8G-10FJX90M	G10	8GS-8FL60M	E14	8LOC-12RMP	J1
8G-10FJX90S	G10	8GS-8FL90L	E15	8LOCXREEL	B39
8G-10FJX-TCX	G45	8GS-8FL90M	E15	8LOLA X50FT	B40
8G-10FLK	G39	8GS-8FLH	E19	8LOLAXREEL	B40
8G-10FSX	G12	8GS-8FLH45M	E20	8LOLB X25FT	B40
8G-10FSX45-016	G12	8GS-8FLH90-080	E22	8LOLBXREEL	B40
8G-10FSX90-031	G13	8GS-8FLH90M	E22	8LOLCXREEL	B40
8G-10MB	G4	8GS-8HLE	E27	8LOLG X25FT	B40
8G-10MBX	G5	8GS-8HLE90-086	E28	8LOLGXREEL	B40
8G-10MBX45	G5	8GS-8MB	E2	8LOLR X25FT	B40
8G-10MBX45BL	G6	8GS-8MBSPP	E33	8LOLRXREEL	B40
8G-10MBX90	G6	8GS-8MFFOR	E7	8LOLYXREEL	B40
8G-10MBX90BL	G7	8GS-8MJ	E4	8M2T X50FT	B20
8G-10MBX90BLL	G7	8GS-8MP	E1	8M2T-MTF X50FT	B21
8G-10MFA	G26	8GS-10FFORX	E8	8M2T-MTFXBALE	B21
8G-10MFFOR	G17	8GS-10FFORX45S	E9	8M2T-MTFXREEL	B21
8G-10MJ	G7	8GS-10FFORX90L	E10	8M2TX100REEL	B20
8G-10MS	G12	8GS-10FFORX90M	E10	8M2TXBALE	B20
8G-12FBFFX	G39	8GS-10FFORX90S	E10	8M2TXLRG REEL	B20
8G-12FBSPORX	G37	8GS-10FJX	E5	8M2TXREEL	B20
8G-12FDHORX	G33	8GS-10FJX45S	E5	8M2T-XTFXREEL	B22
8G-12FFORX	G18	8GS-10FJX90L	E7	8M3K X50FT	B17
8G-12FFORX45S	G19	8GS-10FJX90M	E7	8M3KH-MTFXREEL	B19
8G-12FFORX90S	G20	8GS-10FJX90S	E7	8M3KHXREEL	B19
8G-12FFORX-TCX	G46	8GS-10FLK	E17	8M3K-MTF X50FT	B17
8G-12FJX	G8	8GS-10MB	E2	8M3K-MTFXBALE	B17
8G-12FJX90S	G10	8GS-10MFFOR	E7	8M3K-MTFXLG REEL	B17
8G-12FJX-TCX	G45	8GS-10MJ	E4	8M3K-MTFXREEL	B17
8G-12FL	G21	8GS-12FDHORX	E31	8M3KPC	I6
8G-12FL45M	G22	8GS-12FFORX	E8	8M3KXBALE	B17
8G-12FL90M	G24	8GS-12FFORX45S	E9	8M3KXLG REEL	B17
8G-12MB	G4	8GS-12FFORX90S	E10	8M3KXREEL	B17
8G-12MBX90	G6	8GS-12FJX	E5	8M3K-XTFXBALE	B18
8G-12MBX90BL	G7	8GS-12FJX90S	E7	8M3K-XTFXREEL	B18
8G-12MBX90BLL	G7	8GS-12FL	E11	8M4K X50FT	B12
8G-12MDH	G32	8GS-12FL30M	E13	8M4KH X50FT	B14
8G-12MFFOR	G17	8GS-12FL45M	E13	8M4KH-MTF X50FT	B15
8G-12MJ	G7	8GS-12FL67-032	E14	8M4KH-MTFXREEL	B15
8G-12MP	G1	8GS-12FL90M	E15	8M4KHXREEL	B14
8G-12MP-TCX	G44	8GS-12FLH	E19	8M4KLXREEL	B16
8G-14FDHORX	G33	8GS-12FLH45M	E20	8M4K-MTF X50FT	B13
8G-14FDHORX45	G33	8GS-12FLH90M	E22	8M4K-MTFXBALE	B13
8G-14FDHORX90	G34	8GS-12MP	E1	8M4K-MTFXREEL	B13
8G-15FDLORX	G30	8GS-14FDHORX	E31	8M4KXBALE	B12
8G-15FDLORX45	G30	8GS-15FDLORX	E29	8M4KXREEL	B12
8G-15FDLORX90	G31	8GS-15FDLORX45	E30	8M4K-XTF X50FT	B14
8G-15MDL	G29	8GS-15FDLORX90	E30	8M4K-XTFXREEL	B14
8G-15MSP	G35	8GS-15MDL	E29	8M5K X50FT	B11
8G-16FDHORX	G33	8GS-16FDHORX	E31	8M5K-MTFXREEL	B11
8G-16FDHORX45	G33	8GS-16FDHORX45	E32	8M5KXREEL	B11
8G-16FDHORX90	G34	8GS-16FDHORX90M	E32	8M5K-XTFXREEL	B12
8G-16FJX	G8	8GS-16FL	E11	8M500 X50FT	B33
8G-16MDH	G32	8GS-16MDH	E31	8M500XREEL	B33
8G-17FFGX	G32	8GS-17FFGX	E38	8M500-XTFXREEL	B33
8G-18DBJ	G29	8GS-17FPFL	E36	8MB-4FP	R13

PART NUMBER INDEX

PART#	PAGE	PART#	PAGE	PART#	PAGE
8MB-4FPX	R14	8MBSPT-6MJ90	R57	8MJ-8FP	R35
8MB-4FPX45	R15	8MBSPT-8MJ	R56	8MJ-8FP90	R36
8MB-4FPX90	R15	8MBSPT-8MJ45	R57	8MJ-8FP-LX	T2
8MB-4MJ	R17	8MBSPT-8MJ90	R57	8MJ-8MJ	R23
8MB-4MJ90	R19	8MBSPT-10MJ	R56	8MJ-8MJ-6MP	R38
8MB-5MJ	R17	8MBSPT-10MJ45	R57	8MJ-8MJ-8BKHD	R30
8MB-5MJ90	R19	8MBSPT-10MJ90	R57	8MJ-8MJ-8FJX	R29
8MB-6FP	R13	8MBSPT-12MJ	R56	8MJ-8MJ-8MB	R21
8MB-6FPX	R14	8MBSPT-12MJ90	R57	8MJ-8MJ-8MJ	R28
8MB-6FPX45	R15	8MBSPT-PLUG	R75	8MJ-8MJ-8MP	R38
8MB-6FPX90	R16	8MDH-4MJ	R72	8MJ-8MJ-10MB	R21
8MB-6MJ	R17	8MDH-6MJ	R72	8MJ-8MJ-12MP	R38
8MB-6MJ45	R18	8MDH-PLUG	R79	8MJ-8MJ90	R24
8MB-6MJ90	R19	8MDL-4MJ	R71	8MJ-8MJ-LX	T1
8MB-8FJX	R20	8MDL-6MJ	R71	8MJ-8MP	R32
8MB-8FP	R13	8MDL-PLUG	R78	8MJ-8MP45	R33
8MB-8FPX	R14	8MEGATECH 250XREEL	B31	8MJ-8MP90	R34
8MB-8FPX45	R15	8MEGATECH 1000XREEL	B30	8MJ-10FJ	R25
8MB-8FPX90	R16	8MEGATECH 3000XREEL	B29	8MJ-10FJX90	R26
8MB-8MJ	R17	8MEGATECH G5TB X50FT	B32	8MJ-12FJ	R25
8MB-8MJ-8MJ	R21	8MEGATECH G5TBXREEL	B32	8MJ-12FP	R35
8MB-8MJ45	R18	8MEGATECH250 X50FT	B31	8MJ-12MP	R32
8MB-8MJ90	R19	8MEGATECH1000 X50FT	B30	8MJ-12MP45	R33
8MB-8MP	R13	8MEGATECH3000 X50FT	B29	8MJ-12MP90	R34
8MB-10MJ	R17	8MEGATECHLOCXREEL	B39	8MJ-16MP	R32
8MB-10MJ45	R18	8MFFOR-4MP	R43	8MJ-16MP90	R34
8MB-10MJ90	R19	8MFFOR-6MB	R44	8MJBKHD-6MP	R38
8MB-12FP	R13	8MFFOR-6MB45	R45	8MJBKHD-8MP	R38
8MB-12FPX	R14	8MFFOR-6MB90	R45	8MJD-8FISO	S24
8MB-12FPX45	R15	8MFFOR-6MP	R43	8MJIS-PLUG	R81
8MB-12FPX90	R16	8MFFOR-8FFORX-8MFFOR	R42	8MJ-PLUG	R22
8MB-12MJ	R17	8MFFOR-8FFORX90	R41	8MK-8FK-8MK	R84
8MB-12MJ45	R18	8MFFOR-8FJX	R43	8MK-8FK90	R84
8MB-12MJ90	R19	8MFFOR-8MB	R44	8MK-8MJ	R83
8MB-16MJ	R17	8MFFOR-8MB-8MFFOR	R47	8MK-8MK	R83
8MB-16MJ90	R19	8MFFOR-8MB45	R45	8MK-PLUG	R82
8MBDS	R77	8MFFOR-8MB90	R45	8MM-PLUG	R78
8MB-PLUG	R12	8MFFOR-8MFFOR-8FFORX	R42	8MNH	G36, V18
8MBSPPOR-PLUG	R74	8MFFOR-8MFFOR-8MB	R46	8MNL	G36, V18
8MBSPP-4FJX	R62	8MFFOR-8MFFOR-8MFFOR	R41	8MP-2FPS	R2
8MBSPP-4FP	R59	8MFFOR-8MFFOR90	R40	8MP-4FP90	R4
8MBSPP-4MP	R58	8MFFOR-8MFFOR-LX	T3	8MP-4FPS	R2
8MBSPP-6FBSPPX	R76	8MFFOR-8MP	R43	8MP-4FPX45	R6
8MBSPP-6FJX	R62	8MFFOR-10MB	R44	8MP-4FPX90	R6
8MBSPP-6FP	R59	8MFFOR-10MB45	R45	8MP-4MP	R1
8MBSPP-6MJ	R59	8MFFOR-10MB90	R45	8MP-4MP90	R2
8MBSPP-6MJ90	R61	8MFFOR-12MB	R44	8MP-6AB-6AB	O6
8MBSPP-6MP	R58	8MFFOR-12MB45	R45	8MP-6FP90	R4
8MBSPP-8FBSPPX	R76	8MFFOR-12MB90	R45	8MP-6FPS	R2
8MBSPP-8FJX	R62	8MFFOR-12MP	R43	8MP-6FPX	R5
8MBSPP-8FP	R59	8MFFOR-16MB	R44	8MP-6FPX45	R6
8MBSPP-8MJ	R59	8MFFOR-PLUG	R39	8MP-6FPX90	R6
8MBSPP-8MJ45	R60	8MIHC-8FISO	S24	8MP-6MP	R1
8MBSPP-8MP	R58	8MIHC-8FJD	S24	8MP-6MP90	R2
8MBSPP-10FBSPPX	R76	8MISO-8FIHC	S25	8MP-8AB-2FP	O9
8MBSPP-10FJX	R62	8MISO-8FIHCDSO	S26	8MP-8FP90	R4
8MBSPP-10MJ	R59	8MISO-8FJD	S24	8MP-8FPL	R3
8MBSPP-10MJ45	R60	8MISO-8FJDDSO	S25	8MP-8FPX	R5
8MBSPP-10MJ90	R61	8MJ-2MP	R32	8MP-8FPX45	R6
8MBSPP-12FBSPPX	R76	8MJ-4FJ	R25	8MP-8FPX90	R6
8MBSPP-12FJX	R62	8MJ-4FP	R35	8MP-8MP	R1
8MBSPP-12MJ	R59	8MJ-4FP90	R36	8MP-8MP90	R2
8MBSPP-12MJ45	R60	8MJ-4MJ	R23	8MP-12FP90	R4
8MBSPP-12MJ90	R61	8MJ-4MP	R32	8MP-12FPL	R3
8MBSPP-12MP	R58	8MJ-4MP45	R33	8MP-12FPX	R5
8MBSPP-16MP	R58	8MJ-4MP90	R34	8MP-12FPX45	R6
8MBSPPOR-6MFFOR	R63	8MJ-5MJ	R23	8MP-12FPX90	R6
8MBSPPOR-6MFFOR90	R65	8MJ-6FJX90	R26	8MP-16FPL	R3
8MBSPPOR-6MJ	R62	8MJ-6FP	R35	8MP-PLUG	R1
8MBSPPOR-8MFFOR	R63	8MJ-6FP90	R36	8MPX-8AB-8AB	O7
8MBSPPOR-8MFFOR45	R64	8MJ-6MJ	R23	8MQBA-8FB	S1
8MBSPPOR-8MFFOR90	R65	8MJ-6MJ90	R24	8MQBA-8FP	S1
8MBSPPOR-8MFFORL	R64	8MJ-6MP	R32	8MQBA-12FP	S1
8MBSPPOR-8MJ	R62	8MJ-6MP45	R33	8MQBAIHC-8FP	S6
8MBSPPOR-8MJ90	R63	8MJ-6MP90	R34	8MQBAJD-8FB	S5
8MBSPPOR-10MFFOR	R63	8MJ-8BKHD	R27	8MQBAJD-8FP	S5
8MBSPPOR-10MFFOR45	R64	8MJ-8BKHD-8MJ	R30	8MQBAJIC-8FP	S7
8MBSPPOR-10MFFOR90	R65	8MJ-8BKHD45	R27	8MQFF-8FB	S10
8MBSPPOR-10MFFORL	R64	8MJ-8BKHD90	R28	8MQFF-8FBPP	S11
8MBSPPOR-10MJ	R62	8MJ-8FJ	R25	8MQFF-8FP	S10
8MBSPPOR-12MFFOR90	R65	8MJ-8FJ/FB-LX	T1	8MQFF-10BKHD	S11
8MBSPPOR-12MJ	R62	8MJ-8FJX-8MJ	R31	8MQFF-12FB	S10
8MBSPP-PLUG	R76	8MJ-8FJX45	R25	8MQFFH-8FP	S15
8MBSPT-6MJ	R56	8MJ-8FJX90	R26	8MQP-8FP	S22

PART NUMBER INDEX

PART#	PAGE	PART#	PAGE	PART#	PAGE
8MQPA-8FP	S4	10AB-8MPX45	Q4	10ACA-24FTOMN	K23
8MQPI-8FP	S8	10AB-8MPX90	Q5	10ACA-24FTOMN45	K23
8M-XPXREEL	B10	10AB-10AB	Q11	10ACA-24FTOMN90	K24
8NABTA X100FT	B45	10AB-10AB-10AB	Q12	10ACA-R12SP	K9
8NABTAXREEL	B45	10AB-10AB90	Q11	10ACA-R134SP	K9
8NABTB X100FT	B45	10AB-10AB-BKHD	Q10	10ACA-R134SP-RL	K27
8NABTBXREEL	B45	10AC134A X25FT	B52	10ACA-R134SP-S	K10
8NABTG X100FT	B45	10AC134AXREEL	B52	10ACC-8FTON	L5
8NABTGXREEL	B45	10ACA-8FSX	K2	10ACC-8FTON45	L6
8NABTO X100FT	B46	10ACA-8FSX90	K3	10ACC-8FTON90	L6
8NABTR X100FT	B46	10ACA-8FTON	K14	10ACC-8FTON134SPH	L4
8NABTRXREEL	B46	10ACA-8FTON45	K15	10ACC-8FTON134SPH90	L5
8NABTSXREEL	B46	10ACA-8FTON90	K16	10ACC-8FTONSWP90	L5
8NABTY X100FT	B46	10ACA-8MFA	K4	10ACC-8MIO90	L7
8ORS/8BSPP LIVE SWVL SEAL KIT	T3	10ACA-8MFA90	K5	10ACC-8MTON90	L4
8PC1F-M2S	.16	10ACA-10CFTON90S	K26	10ACC-10FBO	L1
8PC1FS	.16	10ACA-10CFTON134SP90BL-S	K27	10ACC-10FTON	L5
8PC2F-2	.16	10ACA-10FBO	K6	10ACC-10FTON45	L6
8PC2F-4	.16	10ACA-10FBO-S	K6	10ACC-10FTON90	L6
8PCS1F	F1	10ACA-10FSL	K34	10ACC-10FTON134SPH90	L5
8PCS-2F	F2	10ACA-10FSL45	K34	10ACC-10FTON134SPL	L4
8PC-SC	.V2	10ACA-10FSL90	K35	10ACC-10FTON134SPL90	L5
8PSB POLY SLEEVE	V6	10ACA-10FSX	K2	10ACC-10FTONMSWP90	L5
8PSY POLY SLEEVE	V6	10ACA-10FSX45	K3	10ACC-10HLE	L1
8QDADC	S3	10ACA-10FSX90	K3	10ACC-10HLE134SPH	L8
8QDADP	S3	10ACA-10FSX90-S	K4	10ACC-10HLE134SPL	L8
8QDADP/C	S3	10ACA-10FSX-S	K2	10ACC-10HLEMSWP	L8
8QDAOR	S2	10ACA-10FTDON	K22	10ACC-10HLESWP	L8
8QDBR	S23	10ACA-10FTDON90	K22	10ACC-10HLET	L1
8QDDC	S23	10ACA-10FTON	K14	10ACC-10HLEY	L2
8QDDP	S23	10ACA-10FTON45	K15	10ACC-10MF	L2
8QDDP/C	S23	10ACA-10FTON45-S	K16	10ACC-10MFA90	L2
8QDDFFDC	S14	10ACA-10FTON90	K16	10ACC-10MIO90	L7
8QDDFFDP	S13	10ACA-10FTON90BL-S	K17	10ACC-10MIOBKHD	L8
8QDDFFDP/C	S13	10ACA-10FTON90-S	K17	10ACC-10MIOBKHD90	L8
8QDDFFHDC	S16	10ACA-10FTON134SP	K19	10ACC-10MTON	L3
8QDDFFHDP	S16	10ACA-10FTON134SP90	K21	10ACC-10MTON90	L4
8QDDFFHDP/C	S15	10ACA-10FTON134SP90-S	K21	10ACC-10MTON180	L4
8QDIBR	S8	10ACA-10FTON134SPH	K20	10ACC-20MIOM	L9
8QDIDP/C	S9	10ACA-10FTON134SP-S	K20	10ACC-24FTOMN90SPL	L9
8QDIOR	S9	10ACA-10FTONR12SP	K18	10ACC-27FTOMN	L6
8QDOR	S22	10ACA-10FTONR12SP90	K19	10ACC-PSII X50FT	B53
8RFSXREEL	B28	10ACA-10FTON-S	K15	10ACC-PSIIXREEL	B53
8RLA X25FT	B37	10ACA-10HLE	K7	10ACOR	K36
8RLAXREEL	B37	10ACA-10HLE90	K7	10B1F-1SS	H8
8S1F-4SS	H3	10ACA-10HLE180	K8	10B-10FFORX-SS	H8
8S-8FFORX-SS	H2	10ACA-10HLET	K8	10B-10FJSX45S-SS	H6
8S-8FJSX-SS	H1	10ACA-10MFA	K4	10B-10FJSX90M-SS	H7
8S-8MP-SS	H1	10ACA-10MFA90	K5	10B-10FJSX-SS	H6
8SC-1 XBULK	V2	10ACA-10MIO	K28	10BBDS	R74
8SC-4	V2	10ACA-10MIO45	K28	10BS	G35, V18
8SC-4 XBULK	V2	10ACA-10MIO90	K29	10C5-8RFJSX	P7
8SC-4-SS	V1	10ACA-10MIO134SP	K30	10C5-8RMP	P1
8TH7DLXCTN	B50	10ACA-10MIO134SP90	K31	10C5-8RMPB	P1
8TH7NC X50FT	B50	10ACA-10MIOBKHD	K29	10C5-10RFFORX	P10
8TH7NCDLXCTN	B51	10ACA-10MIOBKHD90	K30	10C5-10RFJSX	P7
8TH7NCXCTN	B50	10ACA-10MIOBKHD-S	K29	10C5-10RFJSX45	P8
8TH7XCTN	B49	10ACA-10MIO-S	K28	10C5-10RFJSX90	P8
8TH8 X50FT	B48	10ACA-10MS	K1	10C5-10RFJSX90L	P8
8TH8NC X50FT	B48	10ACA-10MS45	K1	10C5-10RFJSXB	P9
8TH8NCXCTN	B48	10ACA-10MS90	K2	10C5-10RMFA	P11
8TH8XCTN	B48	10ACA-10MSL	K33	10C5-10RMJ	P2
8TH18NCXCTN	B52	10ACA-10MSL45	K33	10C5-10RMS	P4
8TH18XCTN	B51	10ACA-10MSL90	K33	10C5-12RFJX	P2
8TR500 X50FT	B34	10ACA-10MTON	K10	10C5-12RFSX	P6
8TR500XREEL	B34	10ACA-10MTON45	K11	10C5-12RMP	P1
8TS	V16	10ACA-10MTON45-S	K12	10C5C X50FT	B42
8TSN	V16	10ACA-10MTON90	K12	10C5CXH X50FT	B42
10 FLANGE O-RING	V13	10ACA-10MTON90-S	K13	10C5CXHXREEL	B42
10 O-RING	V13	10ACA-10MTON134SP	K13	10C5CXREEL	B42
10 O-RING DIN H	V15	10ACA-10MTON134SP90	K14	10C5D X50FT	B43
10 O-RING FBSPP	V14	10ACA-10MTON-S	K11	10C5DXREEL	B43
10 O-RING FF	V14	10ACA-10TORS	K31	10C5E X50FT	B44
10" Scalloped Blade for 1.5" Shop Saw, 2"		10ACA-12FSLTORS	K32	10C5E-8RMP	P12
Shop Saw and 6-32 Saw	W21	10ACA-12FTON	K14	10C5E-10RFJSX	P15
10AB-6MP	Q2	10ACA-12FTON90	K16	10C5E-10RFJSX45	P16
10AB-6MP45	Q3	10ACA-12TORS	K31	10C5E-10RFJSX90	P16
10AB-6MP90	Q3	10ACA-14.5MMFA	K5	10C5E-10RMFA	P18
10AB-6MPX90	Q5	10ACA-22FTOMN	K23	10C5EXCTN	B44
10AB-8AB-8MP	Q6	10ACA-22FTOMN45	K23	10C5EXREEL	B44
10AB-8AB-10AB	Q12	10ACA-22FTOMN90	K24	10C5M X50FT	B43
10AB-8MP	Q2	10ACA-24FTDOMN	K24	10C5MXREEL	B43
10AB-8MP45	Q3	10ACA-24FTDOMN45	K25	10C14 X25FT	B46
10AB-8MP90	Q3	10ACA-24FTDOMN90	K25	10C14-8MP-B	M1

PART NUMBER INDEX

PART#	PAGE	PART#	PAGE	PART#	PAGE
10C14-8MP-SS	M1	10G2XHREEL	B24	10G-18MDL	G29
10C14-8STA-B	M6	10G2XREEL	B23	10G-18MSP	G35
10C14-10ABC-10ABC-18	M9	10G3HXCTN	B34	10G-20FDHORX	G33
10C14-10ABC-10ABC-24	M9	10G-8FFORX	G18	10G-20FDHORX45	G33
10C14-10ABC-B	M6	10G-8FFORX45S	G19	10G-20FDHORX90	G34
10C14-10FJSX-10FJSX-18	M8	10G-8FFORX90L	G20	10G-20MDH	G32
10C14-10FJSX-10FJSX-24	M8	10G-8FFORX90S	G20	10G-21FFGX	G32
10C14-10FJSX-10FJSX-30	M8	10G-8FJX	G8	10G-22DBJ	G29
10C14-10FJSX-10FJSX-36	M8	10G-8FJXSP	G8	10G-22MDL	G29
10C14-10FJSX-10FJSX-42	M8	10G-8FJX-TCX	G45	10G-22MSP	G35
10C14-10FJSX-10FJSX-48	M8	10G-8MB	G4	10G-25FDHORX90	G34
10C14-10FJSX-10FJSX-54	M8	10G-8MJ	G7	10GLP1-8MP	J8
10C14-10FJSX-10FJSX-72	M8	10G-8MP	G1	10GLP1-10FJX	J9
10C14-10FJSX-10FJSX-84	M8	10G-8MP-TCX	G44	10GLP1-10FJX45S	J9
10C14-10FJSX-B	M4	10G-10FBSPORX	G37	10GLP1-10MJ	J8
10C14-10FJSX-SS	M4	10G-10FBSPORX45	G38	10GS1F-2	E40
10C14-10FJX45	M3	10G-10FBSPORX90	G38	10GS1F-4	E40
10C14-10FJX90	M3	10G-10FFORX	G18	10GS-8FLH	E19
10C14-10FSX45	M5	10G-10FFORX45S	G19	10GS-8FLH90M	E22
10C14-10FSX90	M5	10G-10FFORX45S-TCX	G47	10GS-8MP	E1
10C14-10MIX	M6	10G-10FFORX90L	G20	10GS-10FBSPORX	E34
10C14-10MIX45	M7	10G-10FFORX90M	G20	10GS-10FBSPORX45	E34
10C14-10MIX90	M7	10G-10FFORX90S	G20	10GS-10FBSPORX90	E35
10C14-10STA-10ABC-18	M9	10G-10FFORX90S-TCX	G47	10GS-10FFORX	E8
10C14-10STA-10ABC-24	M9	10G-10FFORX-TCX	G46	10GS-10FFORX45S	E9
10C14-10STA-10ABC-36	M9	10G-10FJX	G8	10GS-10FFORX90L	E10
10C14-10STA-10ABC-48	M9	10G-10FJX45S	G9	10GS-10FFORX90M	E10
10C14-10STA-10STA-18	M9	10G-10FJX45S-TCX	G45	10GS-10FFORX90S	E10
10C14-10STA-10STA-24	M9	10G-10FJX90-036	G10	10GS-10FJXMM	E5
10C14-10STA-10STA-36	M9	10G-10FJX90L	G10	10GS-10FJXMM45-018	E6
10C14-10STA-B	M6	10G-10FJX90M	G10	10GS-10FJXMM90-036	E7
10C14XCTN	B46	10G-10FJX-TCX	G45	10GS-10FJXMM90M	E7
10CARTRIDGE-AB	O1	10G-10FKX	G41	10GS-10FKX	E39
10CLAMP	L9	10G-10FKX45	G41	10GS-10FLK	E17
10EFG4K X25FT	B6	10G-10FKX90	G42	10GS-10FLK45-026	E18
10EFG4K-MTF X25FT	B7	10G-10FLK	G40	10GS-10FLK90-055	E18
10EFG4K-MTFXCTN	B7	10G-10FLK45	G40	10GS-10MB	E2
10EFG4KXCTN	B6	10G-10FLK90	G40	10GS-10MBSPP	E33
10EFG4KXLL	B6	10G-10MB	G4	10GS-10MFFOR	E7
10EFG5K X25FT	B3	10G-10MBSPP	G37	10GS-10MJ	E4
10EFG5K-MTF X25FT	B4	10G-10MBSPT	G36	10GS-12FBSPORX	E34
10EFG5K-MTFXCTN	B4	10G-10MBX	G5	10GS-12FFORX	E8
10EFG5KXCTN	B4	10G-10MBX90	G6	10GS-12FFORX90S	E10
10EFG5KXLL	B4	10G-10MBX90BLL	G7	10GS-12FJX	E5
10EFG6K X25FT	B1	10G-10MFFOR	G17	10GS-12FJX45S	E6
10EFG6K-MTF X25FT	B2	10G-10MIX	G24	10GS-12FJX90M	E7
10EFG6K-MTFXCTN	B2	10G-10MIX45	G25	10GS-12FL	E11
10EFG6KXCTN	B1	10G-10MIX90	G25	10GS-12FL45M	E13
10EFG6KXLL	B1	10G-10MJ	G7	10GS-12FL90M	E15
10FB-8MP	R16	10G-10MQLH	G13	10GS-12FLH	E19
10FBFFOR-8MJ	R68	10G-10MQLH45S-013	G14	10GS-12FLH45M	E20
10FBSP-PP-CAP	R75	10G-10MQLH90L-065	G14	10GS-12FLH90M	E22
10FBSP-PP-8MJ	R67	10G-10MQLH90S-033	G14	10GS-12MB	E2
10FBSP-PP-10FJX	R68	10G-12FBFFX	G39	10GS-12MBSPP	E33
10FBSP-PP-10MJ	R67	10G-12FBSPORX	G37	10GS-12MFFOR	E7
10FDH-CAP	R80	10G-12FBSPORX45	G38	10GS-12MJ	E4
10FDHX-4MJ	R73	10G-12FBSPORX90	G38	10GS-12MP	E1
10FDL-CAP	R79	10G-12FFORX	G18	10GS-18FDLORX	E29
10FDLX-6MJ	R72	10G-12FFORX45S	G19	10GS-18FDLORX90	E30
10FDLX-8MJ	R72	10G-12FFORX90S	G20	10GS-20FDHORX	E31
10FFN	V17	10G-12FFORX-TCX	G46	10GS-20FDHORX45	E32
10FFOR-CAP	R39	10G-12FJX	G8	10GS-20FDHORX90M	E32
10FFORX-10MJ	R47	10G-12FJX30-018	G9	10GS-20MDH	E31
10FFS	V17	10G-12FJX45S	G9	10GS-21FFGX	E38
10FJ-CAP	R22	10G-12FJX45S-TCX	G45	10GS-21FFGX90	E38
10FJX-8FP	R37	10G-12FJX90L	G10	10GS-21FPFL	E36
10FJX-8MP	R36	10G-12FJX90M	G11	10GS-21MPFL	E37
10FJX-8MP90	R37	10G-12FJX90S	G11	10GS-21MPFL90	E37
10FK-10MJ	R83	10G-12FJX-TCX	G45	10GS-25FDHORX	E31
10FK-CAP	R82	10G-12FL45M	G22	10GTH X25FT	B35
10FQFF-12BKHD	S12	10G-12FL90M	G24	10GTHXCTN	B35
10FQFF-12FB	S11	10G-12MB	G4	10LOC-6RMP	J1
10FQLH-8MB	G15	10G-12MBSPP	G37	10LOC-8RFP	J2
10FQLH-10MB	G15	10G-12MBX90	G6	10LOC-8RMJ	J3
10FQLH-12MB	G15	10G-12MFFOR	G17	10LOC-8RMP	J1
10G1H X50FT	B28	10G-12MJ	G7	10LOC-8RMS	J4
10G1HXREEL	B28	10G-12MP	G1	10LOC-10RFJSX	J5
10G1XBALE	B27	10G-12MP-TCX	G44	10LOC-10RHM	J7
10G1XREEL	B27	10G-12MPX	G2	10LOC-10RMIX	J6
10G2 X50FT	B23	10G-14FJX	G8	10LOC-10RMJ	J3
10G2L X50FT	B25	10G-16FDHORX	G33	10LOC-10RMS	J4
10G2LXREEL	B25	10G-18FDLORX	G30	10LOC-10RSP	J7
10G2XBALE	B23	10G-18FDLORX45	G31	10LOC-12RFPX	J3
10G2XH X50FT	B24	10G-18FDLORX90	G31	10LOC-12RMP	J1

PART NUMBER INDEX

PART#	PAGE	PART#	PAGE	PART#	PAGE
10LOCXREEL	B39	10MDH-8MJ	R72	10M-XPXREEL	B10
10LOLA X50FT	B41	10MDH-PLUG	R79	10NABTA X50FT	B46
10LOLAXREEL	B41	10MDL-4MJ	R71	10NABTAXREEL	B46
10LOLB X25FT	B41	10MDL-6MJ	R71	10NABTB X50FT	B46
10LOLBXREEL	B41	10MDL-8MJ	R71	10NABTG X50FT	B46
10LOLCXREEL	B41	10MDL-PLUG	R78	10NABTGXREEL	B46
10LOLGXREEL*	B41	10MEGATECH 250XREEL	B31	10NABTO X50FT	B46
10LOLRXREEL*	B41	10MEGATECH 1000XREEL	B30	10NABTOXREEL	B46
10LOLYXREEL*	B41	10MEGATECH G5TBXREEL	B32	10NABTR X50FT	B46
10M2T X50FT	B20	10MEGATECH250 X50FT	B31	10NABTRXREEL	B46
10M2T-MTF X50FT	B21	10MEGATECH1000 X50FT	B30	10NABTY X50FT	B46
10M2T-MTFXREEL	B21	10MEGATECHLOCXREEL	B39	10PC1F-M2S	I6
10M2TXBALE	B20	10MFFFOR-8MB	R44	10PC1FS-M3K	I7
10M2TXREEL	B20	10MFFFOR-8MB45	R45	10PC2F-2B	I6
10M2T-XTFXREEL	B22	10MFFFOR-8MB90	R45	10PC2F-2C	I6
10M3K X50FT	B17	10MFFFOR-8MP	R43	10PCM-2F	F1
10M3KH-MTFXREEL	B19	10MFFFOR-10FFORX-10MFFFOR	R42	10PC-SC	V2
10M3KHXREEL	B19	10MFFFOR-10FFORX90	R41	10QDFFDC	S14
10M3K-MTF X50FT	B17	10MFFFOR-10FJX	R43	10QDFFDP	S13
10M3K-MTFXBALE	B17	10MFFFOR-10MB	R44	10QDFFDP/C	S13
10M3K-MTFXREEL	B17	10MFFFOR-10MB-10MFFFOR	R47	10RLA X25FT	B37
10M3KXBALE	B17	10MFFFOR-10MB45	R45	10RLAXREEL	B37
10M3KXLG REEL	B17	10MFFFOR-10MB90	R45	10S1F-2SS	H3
10M3KXREEL	B17	10MFFFOR-10MFFFOR	R40	10S1F-4SS	H3
10M3K-XTFXREEL	B18	10MFFFOR-10MFFFOR-10FFORX	R42	10S-10FFORX-SS	H2
10M4K X50FT	B12	10MFFFOR-10MFFFOR-10MB	R46	10S-10FJX-SS	H2
10M4KH X50FT	B14	10MFFFOR-10MFFFOR-10MFFFOR	R41	10SC-1	V2
10M4KH-MTF X50FT	B15	10MFFFOR-12MB	R44	10SC-1 XBULK	V2
10M4KH-MTFXREEL	B15	10MFFFOR-12MB45	R45	10SC-2 XBULK	V2
10M4KHXREEL	B15	10MFFFOR-12MB90	R45	10SC-4 XBULK	V2
10M4KLXREEL	B16	10MFFFOR-12MP	R43	10SC-4	V2
10M4K-MTF X50FT	B13	10MFFFOR-PLUG	R39	10SC-4-SS	V1
10M4K-MTFXREEL	B13	10MJ-4FJ	R25	10TH18NCXCTN	B52
10M4KXBALE	B12	10MJ-4MJ	R23	10TH18XCTN	B51
10M4KXREEL	B12	10MJ-4MP	R32	10TR500 X50FT	B34
10M4K-XTFXREEL	B14	10MJ-6FJ	R25	10TR500XREEL	B34
10M500 X50FT	B33	10MJ-6FP	R35	10TS	V16
10M500XREEL	B33	10MJ-6MJ	R23	10TSN	V16
10M500-XTFXREEL	B33	10MJ-6MP	R32	11/16" RSG-25FT	V4
10MB-4FP	R13	10MJ-6MP45	R33	12 Die PSC2	W15
10MB-4MJ	R17	10MJ-6MP90	R34	12 FLANGE O-RING	V13
10MB-5MJ90	R19	10MJ-8FJ	R25	12 O-RING	V13
10MB-6FP	R13	10MJ-8FP	R35	12 O-RING DIN H	V15
10MB-6FPX	R14	10MJ-8FP90	R36	12 O-RING FBSP	V14
10MB-6FPX45	R15	10MJ-8MJ	R23	12 O-RING FF	V14
10MB-6FPX90	R16	10MJ-8MP	R32	12" Abrasive Blade for 204, 205, 206, 207, 208	W21
10MB-6MJ	R17	10MJ-8MP45	R33	12" Scalloped Blade for 204, 205, 206, 207, 208	W21
10MB-6MJ90	R19	10MJ-8MP90	R34	12-12FBO	I4
10MB-8FP	R13	10MJ-10BKHD	R27	12-16FBO	I4
10MB-8FPX	R14	10MJ-10BKHD-10MJ	R30	12AB-8MP	O2
10MB-8FPX45	R15	10MJ-10BKHD45	R27	12AB-8MP45	O3
10MB-8FPX90	R16	10MJ-10BKHD90	R28	12AB-8MP90	O3
10MB-8MJ	R17	10MJ-10FJX-10MJ	R31	12AB-8MPX90	O5
10MB-8MJ45	R18	10MJ-10FJX45	R26	12AB-12AB	Q11
10MB-8MJ90	R19	10MJ-10FJX90	R26	12AB-12AB-12AB	Q12
10MB-8MP	R13	10MJ-10MJ	R23	12AB-12MP	O2
10MB-10MJ	R17	10MJ-10MJ-8MP	R38	12AB-12MP-4PORT90	O4
10MB-10MJ-10MJ	R21	10MJ-10MJ-10BKHD	R30	12AB-12MP45	O3
10MB-10MJ45	R18	10MJ-10MJ-10FJX	R29	12AB-12MP90	O3
10MB-10MJ90	R19	10MJ-10MJ-10MB	R28	12AC134A X25FT	B52
10MB-12FP	R13	10MJ-10MJ-10MJ	R28	12AC134AXREEL	B52
10MB-12FPX	R14	10MJ-10MJ90	R24	12ACA-10CFTON90BL-S	K26
10MB-12FPX45	R15	10MJ-12FJ	R25	12ACA-10CFTON90-S	K26
10MB-12FPX90	R16	10MJ-12FP	R35	12ACA-10CFTON134SP90BL-S	K27
10MB-12MJ	R17	10MJ-12MP	R32	12ACA-10FBO	K6
10MB-12MJ45	R18	10MJ-12MP45	R33	12ACA-10FBO-S	K6
10MB-12MJ90	R19	10MJ-12MP90	R34	12ACA-10FSL	K34
10MB-16MJ	R17	10MJ-16FJ	R25	12ACA-10FSL45	K34
10MB-16MJ90	R19	10MJ-16MP90	R34	12ACA-10FSL90	K35
10MBDS	R77	10MJBKHD-8MP	R38	12ACA-10FSX	K2
10MB-PLUG	R12	10MJ-PLUG	R22	12ACA-10FSX45	K3
10MBSPP-8FBSPPX	R76	10MK-10FK-10MK	R84	12ACA-10FSX90	K3
10MBSPP-8FJX	R62	10MK-10FK90	R84	12ACA-10FTON	K14
10MBSPP-8MJ	R59	10MK-10MJ	R83	12ACA-10FTON45	K15
10MBSPP-8MP	R58	10MK-10MK	R83	12ACA-10FTON90	K16
10MBSPP-10FBSPPX	R76	10MK-PLUG	R82	12ACA-10FTON90BL-S	K17
10MBSPP-10FJX	R62	10MM-2FP	R69	12ACA-10FTON90-S	K17
10MBSPP-10MJ	R59	10MM-4MJ	R70	12ACA-10FTON134SP	K19
10MBSPP-12FBSPPX	R76	10MM-4MJ90	R70	12ACA-10FTON134SP90	K21
10MBSPP-12MJ	R59	10MM-PLUG	R78	12ACA-10FTON134SP90-S	K21
10MBSPP-12MP	R58	10MNH	G36, V18	12ACA-10FTONR12SP90	K19
10MBSPP-PLUG	R76	10MNL	G36, V18	12ACA-10FTON-S	K15
10MBSPT-PLUG	R75	10MOFF-12BKHD	S11		
10MDH-4MJ	R72	10MOFF-12FB	S10		

PART NUMBER INDEX

PART#	PAGE	PART#	PAGE	PART#	PAGE
12ACA-10HLE	K7	12ACC-12MFA90	L2	12C14-12TBFLX	M8
12ACA-10HLE-S	K7	12ACC-12MTON	L3	12C14XCTN	B47
12ACA-10HLET	K8	12ACC-12MTON90	L4	12CARTRIDGE-AB	O1
12ACA-10MFA	K4	12ACC-27FTOMN90	L7	12CATFHS	V11
12ACA-10MFA90	K5	12ACC-PSII X50FT	B53	12CFHS	V10
12ACA-10MSL	K33	12ACC-PSIIXREEL	B53	12CLAMP	L9
12ACA-10MSL45	K33	12ACOR	K36	12EFG4K X25FT	B6
12ACA-10MSL90	K33	12B1F-1SS	H8	12EFG4K X50FT	B6
12ACA-10MTON	K10	12B1F-2SS	H8	12EFG4KLXCTN	B7
12ACA-10MTON90	K12	12B-12FFORX-SS	H8	12EFG4K-MTF X25FT	B7
12ACA-12FBO	K6	12B-12FJX45S-SS	H6	12EFG4K-MTFXCTN	B7
12ACA-12FBO-S	K6	12B-12FJX90M-SS	H7	12EFG4K-MTFXLL	B7
12ACA-12FSL	K34	12B-12FJX-SS	H5	12EFG4KXCTN	B6
12ACA-12FSL45	K34	12B-12FSX-SS	H5	12EFG4KXLL	B6
12ACA-12FSL90	K35	12B-12MP-SS	H4	12EFG5K X25FT	B4
12ACA-12FSX	K2	12BBD5	R74	12EFG5KL XCTN	B5
12ACA-12FSX45	K3	12BS	G35, V18	12EFG5K-MTF X25FT	B4
12ACA-12FSX90	K3	12BSPP-12BSPP-LX	T1	12EFG5K-MTFXCTN	B4
12ACA-12FTDON	K22	12C1T-12RFJX	O2	12EFG5KXCTN	B4
12ACA-12FTDON45	K22	12C1T-12RFJX45	O3	12EFG5KXLL	B4
12ACA-12FTDON90	K23	12C1T-12RFJX90	O3	12EFG6K X25FT	B2
12ACA-12FTON	K14	12C1T-12RMJ	O2	12EFG6KL XCTN	B3
12ACA-12FTON45	K15	12C1T-12RMP	O1	12EFG6K-MTF X25FT	B2
12ACA-12FTON90	K16	12C1T-12RMPX	O1	12EFG6K-MTFXCTN	B2
12ACA-12FTON180	K18	12C2AT-12RFFORX	O7	12EFG6KXCTN	B2
12ACA-12FTON-S	K15	12C2AT-12RFFORX45S	O7	12EFG6KXLL	B2
12ACA-12HLE	K7	12C2AT-12RFJX	O5	12FB-8MP	R16
12ACA-12HLE90	K7	12C2AT-12RFJX45	O6	12FB-12FBBV	U1
12ACA-12HLE180	K8	12C2AT-12RFJX90	O6	12FB-12MP	R16
12ACA-12HLET	K8	12C2AT-12RMJ	O5	12FBFFOR-8MJ	R68
12ACA-12MFA	K4	12C2AT-12RMP	O4	12FBFFOR-10MJ	R68
12ACA-12MFA90	K5	12C2AT-12RMPX	O4	12FBFFOR-12MJ	R68
12ACA-12MIO	K28	12C5-12RFJXB	P3	12FBSPP-12FP	R66
12ACA-12MIO134SP	K30	12C5-12RFSXB	P6	12FBSPP-12MJ	R66
12ACA-12MS	K1	12C5-12RMPB	P1	12FBSPP-12MP	R65
12ACA-12MS45	K1	12C5C X50FT	B42	12FBSPP-16MP	R65
12ACA-12MS90	K2	12C5CXH X50FT	B42	12FBSPP-CAP	R75
12ACA-12MSL	K33	12C5CXHXREEL	B42	12FBSPPX-8MJ	R67
12ACA-12MSL45	K33	12C5CXREEL	B42	12FBSPPX-10MJ	R67
12ACA-12MSL90	K33	12C5D X50FT	B43	12FBSPPX-12FJX	R68
12ACA-12MTON	K10	12C5DXREEL	B43	12FBSPPX-12MJ	R67
12ACA-12MTON45	K11	12C5E X50FT	B44	12FBSPPX-12MP90	R67
12ACA-12MTON90	K12	12C5E-12RFJX	P12	12FBSPPX-16MJ	R67
12ACA-12MTON134SP	K13	12C5E-12RFJX45	P13	12FDH-CAP	R80
12ACA-27FTDOMN	K24	12C5E-12RFJX90	P13	12FDHX-5MJ	R73
12ACA-27FTDOMN45	K25	12C5E-12RFSX	P14	12FDHX-6MJ	R73
12ACA-27FTDOMN90	K25	12C5E-12RFSX45	P14	12FDHX-8MJ	R73
12ACA-27FTOMN	K23	12C5E-12RFSX90	P15	12FDHX-10MJ	R73
12ACA-27FTOMN45	K23	12C5E-12RMP	P12	12FDL-CAP	R79
12ACA-27FTOMN90	K24	12C5E-16RMP	P12	12FDLX-6MJ	R72
12ACA-R12SP	K9	12C5EXCTN	B44	12FDLX-8MJ	R72
12ACA-R134SP	K9	12C5EXREEL	B44	12FDLX-10MJ	R72
12ACA-R134SP-S	K10	12C5M X50FT	B44	12FFN	V17
12ACC-10FBO	L1	12C5MXREEL	B44	12FFOR-CAP	R39
12ACC-10FTON	L5	12C5X-8RMP	P1	12FFORX-12MJ	R47
12ACC-10FTON45	L6	12C5X-12RFFORX	P10	12FFS	V17
12ACC-10FTON90	L6	12C5X-12RFJX	P2	12FHHS	V10
12ACC-10FTON134SPL	L4	12C5X-12RFJX45S	P3	12FJ-CAP	R22
12ACC-10FTON134SPL90	L5	12C5X-12RFJX90L	P4	12FJIS-12MJ	R82
12ACC-10FTONMSWP	L4	12C5X-12RFJX90S	P4	12FJIS-CAP	R81
12ACC-10FTONMSWP90	L5	12C5X-12RFSX	P6	12FJX-8MP	R36
12ACC-10MIO	L7	12C5X-12RFSX45S	P6	12FJX-12FP	R37
12ACC-10MIO90	L7	12C5X-12RFSX90L	P7	12FJX-12MP	R36
12ACC-10MIOBKHD	L8	12C5X-12RFSX90S	P7	12FJX-12MP90	R37
12ACC-10MIOBKHD90	L8	12C5X-12RMJ	P2	12FK-12MJ	R83
12ACC-10MTON	L3	12C5X-12RMP	P1	12FK-CAP	R82
12ACC-10MTON45	L3	12C5X-12RMS	P4	12FL5K-12MFFOR	R51
12ACC-10MTON90	L4	12C14 X25FT	B46	12FL5K-12MFFOR45	R51
12ACC-12FBO	L1	12C14-12ABC-B	M6	12FL5K-12MFFOR90	R52
12ACC-12FTON	L5	12C14-12FJX45	M3	12FL5K-12MJ	R48
12ACC-12FTON45	L6	12C14-12FJX90	M3	12FL5K-12MJ45	R49
12ACC-12FTON90	L6	12C14-12FJX-B	M2	12FL5K-12MJ90	R50
12ACC-12FTON134SPL	L4	12C14-12FJX-SS	M2	12FL-12FLBV	U1
12ACC-12FTONMSWP	L4	12C14-12FSX45	M5	12FL-12MJ	R48
12ACC-12FTONMSWP90	L5	12C14-12FSX90	M5	12FL-12MJ45	R49
12ACC-12FTONSWP	L4	12C14-12FSX-B	M4	12FL-12MJ90	R50
12ACC-12FTONSWP90	L5	12C14-12MIX45	M7	12FL-CAP	V11
12ACC-12HLE	L1	12C14-12MIX90	M7	12FLH6K-12MFFOR	R54
12ACC-12HLE134SPL	L8	12C14-12MP-B	M1	12FLH6K-12MFFOR45	R54
12ACC-12HLEMSWP	L8	12C14-12MP-SS	M1	12FLH6K-12MFFOR90	R54
12ACC-12HLESWP	L8	12C14-12STA-12ABC-24	M9	12FLH6K-12MJ	R52
12ACC-12HLET	L1	12C14-12STA-12ABC-36	M9	12FLH6K-12MJ45	R53
12ACC-12HLEY	L2	12C14-12STA-12ABC-48	M10	12FLH6K-12MJ90	R53
12ACC-12MFA	L2	12C14-12STA-B	M6	12FLH6K-16MJ90	R53

PART NUMBER INDEX

PART#	PAGE	PART#	PAGE	PART#	PAGE
12FLH-12FLHBV	U1	12G-12FJX45S	G10	12G-20FDHORX90	G34
12FLH-CAP	V12	12G-12FJX45S-TCX	G46	12G-20MDH	G32
12FP-8FP	R7	12G-12FJX90L	G11	12G-22FDLORX	G30
12FP-8FP90	R8	12G-12FJX90M	G11	12G-22FDLORX45	G31
12FP-8FPX	R8	12G-12FJX90S	G11	12G-22FDLORX90	G31
12FP-8FPX90	R10	12G-12FJX-TCX	G45	12G-22MDL	G29
12FP-12FP	R7	12G-12FKX	G41	12G-22MSP	G35
12FP-12FP-12FP	R10	12G-12FKX45	G41	12G-25FDHORX	G33
12FP-12FP-12FPBV	U4	12G-12FKX90	G42	12G-25FDHORX45	G34
12FP-12FP-12MP	R11	12G-12FL	G21	12G-25FDHORX90	G34
12FP-12FP90	R8	12G-12FL22M	G21	12G-25MDH	G32
12FP-12FPBV	U2	12G-12FL30M	G22	12G-26DBJ	G29
12FP-12FPX	R8	12G-12FL45M	G22	12G-27FFGX	G32
12FP-12FPX45	R9	12G-12FL60M	G23	12GL-12FFORX	J12
12FP-12FPX90	R10	12G-12FL67M	G23	12GL-12FFORX45S	J12
12FP-16FPX	R8	12G-12FL90M	G24	12GL-12FFORX90M	J13
12FPX-12FPX-12FPX	R11	12G-12FL90M-TCX	G48	12GL-12FFORX90S	J13
12FPX-12FPX-12MP	R12	12G-12FL-TCX	G48	12GL-12FJX	J10
12FQBA-12FP	S1	12G-12FP	G3	12GL-12FJX45S-021	J11
12FQFF-12FB	S11	12G-12FP-TCX	G44	12GL-12FJX90S	J11
12FQFF-12FBPP	S12	12G-12FPX	G4	12GL-12FL	J13
12FQFF-12FP	S12	12G-12FSX	G12	12GL-12FL30M	J14
12FQFFH-12FP	S15	12G-12FSX45	G13	12GL-12FL45M	J15
12FQLH-10MB	G15	12G-12FSX90	G13	12GL-12FL60M	J15
12FQLH-12MB	G15	12G-12JISPX	G43	12GL-12FL90M	J16
12FQLH-16MB	G15	12G-12MB	G4	12GL-12MP	J10
12FQP-12FP	S22	12G-12MBSPP	G37	12GL-14FJX	J10
12FQPI-12FP	S8	12G-12MBSPT	G36	12GL-16FJX	J11
12FQW-12FP	S17	12G-12MBX	G5	12GL-16FL90S	J16
12FQWH-12FP	S19	12G-12MBX90	G6	12GL-16MP	J10
12G1 X50FT	B27	12G-12MBX90BLL	G7	12GLP1-12FJX	J9
12G1H X50FT	B28	12G-12MFA	G26	12GLP1-12FJX45S	J9
12G1HXBALE	B28	12G-12MFFOR	G17	12GLP1-12FJX90L	J9
12G1HXREEL	B28	12G-12MJ	G8	12GLP1-12FJX90S	J9
12G1XBALE	B27	12G-12MP	G1	12GLP1-12MJ	J8
12G1XREEL	B27	12G-12MP-TCX	G44	12GLP1-12MP	J8
12G2 X50FT	B23	12G-12MPX	G2	12GMV X25FT	B36
12G2L X50FT	B25	12G-12MPX90	G2	12GMVXCTN	B36
12G2LXREEL	B25	12G-12MPX90L	G3	12GS1F-2	E40
12G2XBALE	B23	12G-12MQLH	G13	12GS1F-4	E40
12G2XH X50FT	B24	12G-12MQLH45S-014	G14	12GS5K-27FFGX90-060	E38
12G2XHREEL	B24	12G-12MQLH90L-075	G14	12GS-8FL	E11
12G2XREEL	B23	12G-12MQLH90S-037	G14	12GS-8FL90-050	E15
12G3H X25FT	B34	12G-12MQLL45-030	G16	12GS-8FLH45M	E20
12G3HXCTN	B34	12G-12MQLL90-061	G16	12GS-8MP	E1
12G4H X25FT	B37	12G-12MS	G12	12GS-10FFORX	E8
12G4HXCTN	B37	12G-12NASP	G26	12GS-10FFORX90S	E10
12G-8FJX	G8	12G-14FJX	G8	12GS-10FJX	E5
12G8K1F	D2	12G-14FJX90-054	G11	12GS-10FLK	E17
12G8K-12FLC	D1	12G-14FJX90-100	G11	12GS-10FLK90-055	E18
12G8K-12FLC45-034	D1	12G-14FJX-TCX	G45	12GS-12FBSPORX	E34
12G8K-12FLC90-070	D1	12G-14MB	G4	12GS-12FBSPORX45	E34
12G8KXCTN	B1	12G-14MJ	G8	12GS-12FBSPORX90	E35
12G-8MP	G1	12G-16FBSPORX	G37	12GS-12FBSPORX90BL	E35
12G-8MP-TCX	G44	12G-16FBSPORX90	G38	12GS-12FFORX	E8
12G-8MPX	G2	12G-16FFORX	G18	12GS-12FFORX45S	E9
12G-10FFORX	G18	12G-16FFORX45S	G19	12GS-12FFORX90L	E10
12G-10FFORX45S	G19	12G-16FFORX45S-TCX	G47	12GS-12FFORX90M	E10
12G-10FFORX45S-TCX	G47	12G-16FFORX90S	G20	12GS-12FFORX90S	E10
12G-10FFORX90S	G20	12G-16FFORX-TCX	G46	12GS-12FJISX	E39
12G-10FFORX90S-TCX	G47	12G-16FJX	G8	12GS-12FJX	E5
12G-10FFORX-TCX	G46	12G-16FJX45S	G10	12GS-12FJX45S	E6
12G-10FJX	G8	12G-16FJX90BLK	G11	12GS-12FJX60-043	E6
12G-10FJX30-018	G9	12G-16FJX90M	G11	12GS-12FJX90L	E7
12G-10FJX45S	G9	12G-16FJX90S	G11	12GS-12FJX90M	E7
12G-10FJX90M	G11	12G-16FJX-TCX	G45	12GS-12FJX90S	E7
12G-10FJXSP	G8	12G-16FL	G21	12GS-12FKX	E39
12G-10FJX-TCX	G45	12G-16FL22M-014	G21	12GS-12FL	E11
12G-10MB	G4	12G-16FL30M	G22	12GS-12FL22M	E12
12G-10MJ	G8	12G-16FL45S	G22	12GS-12FL30M	E13
12G-12BSPBJ	G28	12G-16FL60M	G23	12GS-12FL45M	E13
12G-12FBSPORX	G37	12G-16FL90S	G24	12GS-12FL60M	E14
12G-12FBSPORX45	G38	12G-16FL-TCX	G48	12GS-12FL67M	E14
12G-12FBSPORX90	G38	12G-16MB	G4	12GS-12FL90-100	E15
12G-12FFORX	G18	12G-16MFFOR	G17	12GS-12FL90-125	E15
12G-12FFORX45S	G19	12G-16MJ	G8	12GS-12FL90M	E15
12G-12FFORX45S-TCX	G47	12G-16MP	G1	12GS-12FL110-064	E16
12G-12FFORX90L	G20	12G-16MP-TCX	G44	12GS-12FL135-070	E17
12G-12FFORX90M	G20	12G-18FDLORX	G30	12GS-12FLC	E23
12G-12FFORX90S	G20	12G-18FDLORX90	G31	12GS-12FLC22-016	E24
12G-12FFORX90S-TCX	G47	12G-18MDL	G29	12GS-12FLC30-022	E24
12G-12FFORX-TCX	G46	12G-18MSP	G35	12GS-12FLC45-035	E25
12G-12FJISX	G42	12G-20FDHORX	G33	12GS-12FLC45-066	E25
12G-12FJX	G8	12G-20FDHORX45	G34	12GS-12FLC90-068	E26

PART NUMBER INDEX

PART#	PAGE	PART#	PAGE	PART#	PAGE
12GS-12FLC90-128	E26	12GS-22MKB	E33	12MB-12FPX90	R16
12GS-12FLH	E19	12GS-25FDHORX	E31	12MB-12MJ	R17
12GS-12FLH30M	E20	12GS-25FDHORX45M	E32	12MB-12MJ-12MJ	R21
12GS-12FLH45M	E20	12GS-25FDHORX90M	E32	12MB-12MJ-16MJ	R21
12GS-12FLH60M	E21	12GS-25MDH	E31	12MB-12MJ45	R18
12GS-12FLH90-100	E22	12GS-27FFGX	E38	12MB-12MJ90	R19
12GS-12FLH90-122	E22	12GS-27FPFL	E36	12MB-14MJ	R17
12GS-12FLH90M	E22	12GS-27MFG	E37	12MB-14MJ90	R19
12GS-12FLH110-064	E23	12GS-27MPFL	E37	12MB-16FP	R13
12GS-12FLL	E12	12GS-28FDLORX	E29	12MB-16FPX	R14
12GS-12FMX	E3	12GS-28MKB	E33	12MB-16FPX45	R15
12GS-12FMX45-032	E3	12GS-30MDH	E31	12MB-16FPX90	R16
12GS-12FMX90-048	E3	12GTHXCTN	B35	12MB-16MJ	R17
12GS-12FMX90-058	E4	12JIC SWIVEL SEAL KIT	T2	12MB-16MJ45	R18
12GS-12FMX90-096	E4	12LOC-8RMP	J1	12MB-16MJ90	R19
12GS-12HLE	E27	12LOC-10RFJSX	J5	12MB-20MJ	R17
12GS-12HLE90-112	E28	12LOC-10RMJ	J3	12MB-20MJ90	R19
12GS-12HLEC	E28	12LOC-10RMS	J4	12MBDS	R77
12GS-12MB	E2	12LOC-12RFJX	J4	12MB-PLUG	R12
12GS-12MBSPP	E33	12LOC-12RFP	J2	12MBSPPOR-PLUG	R74
12GS-12MFFOR	E7	12LOC-12RFPX	J3	12MBSPP-6FBSPPX	R76
12GS-12MJ	E4	12LOC-12RFSX	J5	12MBSPP-8FBSPPX	R76
12GS-12MP	E1	12LOC-12RHM	J7	12MBSPP-8FJX	R62
12GS-14FJX	E5	12LOC-12RMJ	J3	12MBSPP-8FP	R59
12GS-14FJX90-060	E7	12LOC-12RMP	J1	12MBSPP-8MJ	R59
12GS-14MJ	E4	12LOC-12RMP90	J2	12MBSPP-8MJ90	R61
12GS-16FBSPORX	E34	12LOC-12RMPX	J1	12MBSPP-8MP	R58
12GS-16FFORX	E8	12LOC-12RMS	J4	12MBSPP-10FBSPPX	R76
12GS-16FFORX45S	E9	12LOCXREEL	B39	12MBSPP-10MJ	R59
12GS-16FFORX90L	E10	12LOLA X50FT	B41	12MBSPP-10MJ90	R61
12GS-16FFORX90M	E10	12LOLAXREEL	B41	12MBSPP-12FBSPPX	R76
12GS-16FFORX90S	E10	12LOLB X25FT	B41	12MBSPP-12FJX	R62
12GS-16FFORX135	E11	12LOLBXREEL	B41	12MBSPP-12FP	R59
12GS-16FJX	E5	12LOLCXREEL	B41	12MBSPP-12MJ	R59
12GS-16FJX45S	E6	12LOLG X25FT	B41	12MBSPP-12MJ45	R60
12GS-16FJX90L	E7	12LOLGXREEL	B41	12MBSPP-12MP	R58
12GS-16FJX90M	E7	12LOLR X25FT	B41	12MBSPP-14MJ	R59
12GS-16FJX90S	E7	12LOLRXREEL	B41	12MBSPP-16FBSPPX	R76
12GS-16FL	E11	12LOLYXREEL	B41	12MBSPP-16FJX	R62
12GS-16FL22M	E12	12M2T X50FT	B20	12MBSPP-16MJ	R59
12GS-16FL30M	E13	12M2T-MTF X50FT	B21	12MBSPP-16MJ90	R61
12GS-16FL45S	E13	12M2T-MTFXREEL	B21	12MBSPP-16MP	R58
12GS-16FL60M	E14	12M2TX50REEL	B20	12MBSPP-20FBSPPX	R76
12GS-16FL67M	E14	12M2TXBALE	B20	12MBSPP-20MP	R58
12GS-16FL90-080	E15	12M2TXREEL	B20	12MBSPPOR-8MJ	R62
12GS-16FL90-178	E15	12M2T-XTFXREEL	B22	12MBSPPOR-10MFFORL	R64
12GS-16FL90M	E15	12M3K X50FT	B17	12MBSPPOR-10MJ	R62
12GS-16FL90S	E15	12M3KH-MTFXREEL	B19	12MBSPPOR-12MFFOR	R63
12GS-16FL100-059	E16	12M3KHREEL	B19	12MBSPPOR-12MFFOR90	R65
12GS-16FLC	E23	12M3K-MTF X50FT	B17	12MBSPPOR-12MFFORL	R64
12GS-16FLC30-022	E24	12M3K-MTFXREEL	B18	12MBSPPOR-12MJ	R62
12GS-16FLC45-035	E25	12M3KXBALE	B17	12MBSPPOR-12MJ90	R63
12GS-16FLC60-048	E25	12M3KXREEL	B17	12MBSPPOR-16MFFOR	R63
12GS-16FLC90-068	E26	12M3K-XTFXREEL	B18	12MBSPPOR-16MFFOR90	R65
12GS-16FLH	E19	12M4K X50FT	B12	12MBSPPOR-16MJ	R62
12GS-16FLH22M	E19	12M4KH X50FT	B15	12MBSPP-PLUG	R76
12GS-16FLH30M	E20	12M4KH-MTF X50FT	B15	12MBSPT-8MJ	R56
12GS-16FLH45M	E20	12M4KH-MTFXREEL	B15	12MBSPT-10MJ	R56
12GS-16FLH60M	E21	12M4KHXREEL	B15	12MBSPT-12MJ	R56
12GS-16FLH90-140	E22	12M4KLXREEL	B16	12MBSPT-12MJ45	R57
12GS-16FLH90M	E22	12M4K-MTF X50FT	B13	12MBSPT-12MJ90	R57
12GS-16FLH90S	E22	12M4K-MTFXREEL	B13	12MBSPT-14MJ	R56
12GS-16FMX	E3	12M4KXBALE	B13	12MBSPT-16MJ	R56
12GS-16FMX90-056	E4	12M4KXREEL	B13	12MBSPT-16MJ45	R57
12GS-16MB	E2	12M4K-XTFXREEL	B14	12MBSPT-16MJ90	R57
12GS-16MFFOR	E7	12M500 X50FT	B33	12MBSPT-PLUG	R75
12GS-16MJ	E4	12M500XREEL	B33	12MDH-6MJ	R72
12GS-16MP	E1	12M500-XTFXREEL	B33	12MDH-8MJ	R72
12GS-20FDHORX	E31	12MB-4MJ	R17	12MDH-10MJ	R72
12GS-20FDHORX45	E32	12MB-6FPX90	R16	12MDH-PLUG	R79
12GS-20FDHORX90	E32	12MB-6MJ	R17	12MDL-6MJ	R71
12GS-20FFORX	E8	12MB-6MJ90	R19	12MDL-8MJ	R71
12GS-20FL	E11	12MB-8FP	R13	12MDL-PLUG	R78
12GS-20FL90-054	E15	12MB-8FPX	R14	12MEGATECH 250XREEL	B31
12GS-20FL90-125	E15	12MB-8FPX45	R15	12MEGATECH 1000XREEL	B30
12GS-20FLH90M	E22	12MB-8FPX90	R16	12MEGATECH G5TBXREEL	B32
12GS-20MDH	E31	12MB-8MJ	R17	12MEGATECH250 X50FT	B31
12GS-21FFGX	E38	12MB-8MJ90	R19	12MEGATECH1000 X50FT	B30
12GS-21FFGX90	E38	12MB-10MJ	R17	12MEGATECHLOCXREEL	B39
12GS-21MFG	E37	12MB-10MJ45	R18	12MFFOR-8MB	R44
12GS-22FDLORX	E29	12MB-10MJ90	R19	12MFFOR-8MB90	R45
12GS-22FDLORX45	E30	12MB-12FP	R13	12MFFOR-8MP	R43
12GS-22FDLORX90M	E30	12MB-12FPX	R14	12MFFOR-10MB	R44
12GS-22MDL	E29	12MB-12FPX45	R15	12MFFOR-10MB45	R45

PART NUMBER INDEX

PART#	PAGE	PART#	PAGE	PART#	PAGE
12MFFOR-10MB90	R45	12MM-5MJ90	R70	12RLAXREEL	B38
12MFFOR-12FFORX-12MFFOR	R42	12MM-6FP	R69	12S1F-2SS	H3
12MFFOR-12FFORX90	R41	12MM-6MJ	R70	12S1F-4SS	H3
12MFFOR-12FFORX-LX	T3	12MM-6MJ90	R70	12S-12FFORX-SS	H2
12MFFOR-12FJX	R43	12MMOR-PLUG	R69	12S-12FJX-SS	H2
12MFFOR-12MB	R44	12MM-PLUG	R78	12S-12FLH-SS	H2
12MFFOR-12MB-12MFFOR	R47	12MNH	G36, V18	12S-12FL-SS	H3
12MFFOR-12MB45	R45	12MNL	G36, V18	12S-12MP-SS	H1
12MFFOR-12MB90	R45	12MP-2FPS	R2	12SC-1	V2
12MFFOR-12MB90L	R46	12MP-4FPS	R3	12SC-1 XBULK	V2
12MFFOR-12MFFOR	R40	12MP-4MP	R1	12SC-2	V2
12MFFOR-12MFFOR-12FFORX	R42	12MP-6FPS	R3	12SC-2 XBULK	V2
12MFFOR-12MFFOR-12MB	R46	12MP-6FPX	R5	12SC-4	V2
12MFFOR-12MFFOR-12MFFOR	R41	12MP-6FPX90	R6	12SC-4 XBULK	V2
12MFFOR-12MFFOR-LX	T3	12MP-6MP	R1	12SC-4-SS	V1
12MFFOR-12MP	R43	12MP-8FP90	R4	12TH7 X50FT	B49
12MFFOR-16MB	R44	12MP-8FPL	R3	12TH7NC X50FT	B50
12MFFOR-16MB45	R45	12MP-8FPS	R3	12TH7NCXCTN	B50
12MFFOR-16MB90	R45	12MP-8FPX	R5	12TH7XCTN	B49
12MFFOR-16MP	R43	12MP-8FPX45	R6	12TH8XCTN	B48
12MFFOR-PLUG	R39	12MP-8FPX90	R6	12TR500 X50FT	B34
12MJ-4FJ	R25	12MP-8MP	R1	12TR500XREEL	B34
12MJ-4MJ	R23	12MP-8MP90	R2	12TS	V16
12MJ-6FJ	R25	12MP-12FP90	R4	12TSN	V16
12MJ-6MJ	R23	12MP-12FPL	R3	13/16" FSG-25FT	V4
12MJ-6MP	R32	12MP-12FPX	R5	14 O-RING	V13
12MJ-6MP90	R34	12MP-12FPX45	R6	14 O-RING DIN H	V15
12MJ-8FJ	R25	12MP-12FPX90	R6	14BS	G35, V18
12MJ-8FP	R35	12MP-12MP	R1	14FDH-CAP	R80
12MJ-8FP90	R36	12MP-12MP90	R2	14FDHX-6MJ	R73
12MJ-8MJ	R23	12MP-16FP90	R4	14FJ-CAP	R22
12MJ-8MP	R32	12MP-16FPL	R3	14LG3K	V1
12MJ-8MP45	R33	12MP-16FPX	R5	14LG4K	V1
12MJ-8MP90	R34	12MP-16FPX45	R6	14LG5K	V1
12MJ-10MJ	R23	12MP-16FPX90	R6	14MB-10MJ	R17
12MJ-12BKHD	R27	12MP-20FPX	R5	14MB-12FP	R13
12MJ-12BKHD-12MJ	R30	12MP-20FPX90	R6	14MB-12FPX	R14
12MJ-12BKHD45	R27	12MP-PLUG	R1	14MB-12FPX90	R16
12MJ-12BKHD90	R28	12MQBA-12FP	S1	14MB-12MJ	R17
12MJ-12FJ	R25	12MQFF-12FB	S10	14MB-12MJ90	R19
12MJ-12FJ/FB-LX	T1	12MQFF-12FBPP	S11	14MB-14MJ	R17
12MJ-12FJX-12MJ	R31	12MQFF-12FP	S10	14MB-14MJ-14MJ	R21
12MJ-12FJX45	R26	12MQFFH-12FP	S15	14MB-14MJ45	R18
12MJ-12FJX90	R26	12MQP-12FP	S22	14MB-14MJ90	R19
12MJ-12FP	R35	12MQPI-12FP	S8	14MB-16MJ	R17
12MJ-12FP90	R36	12MQW-12FP	S17	14MB-16MJ90	R19
12MJ-12FP-LX	T2	12MQWH-12FP	S19	14MB-20MJ90	R19
12MJ-12MJ	R23	12M-XPXREEL	B10	14MBDS	R77
12MJ-12MJ-8MP	R38	12NABTA X50FT	B46	14MB-PLUG	R12
12MJ-12MJ-10MB	R21	12NABTAXREEL	B46	14MDH-6MJ	R72
12MJ-12MJ-12BKHD	R30	12NABTB X50FT	B46	14MDH-8MJ	R72
12MJ-12MJ-12FJX	R29	12NABTG X50FT	B46	14MDH-PLUG	R79
12MJ-12MJ-12MB	R21	12NABTO X50FT	B46	14MJ-8MP90	R34
12MJ-12MJ-12MJ	R28	12NABTR X50FT	B46	14MJ-12FP	R35
12MJ-12MJ-12MP	R38	12NABTY X50FT	B46	14MJ-12FP90	R36
12MJ-12MJ-16MP	R38	12ORS LIVE SWIVEL SEAL KIT	T2	14MJ-12MJ	R23
12MJ-12MJ90	R24	12PC1F-M2S	I7	14MJ-12MP	R32
12MJ-12MJ-LX	T1	12PC1FS-M3K	I7	14MJ-12MP45	R33
12MJ-12MP	R32	12PC2F-2	I6	14MJ-12MP90	R34
12MJ-12MP45	R33	12PC2F-4	I6	14MJ-14BKHD	R27
12MJ-12MP90	R34	12PCM-2F	F1	14MJ-14BKHD90	R28
12MJ-16FJ	R25	12PCS1F	F1	14MJ-14FJX-14MJ	R31
12MJ-16FP	R35	12PCS-2F	F2	14MJ-14FJX45	R26
12MJ-16MP	R32	12PSB POLY SLEEVE	V6	14MJ-14FJX90	R26
12MJ-16MP45	R33	12PSY POLY SLEEVE	V6	14MJ-14MJ	R23
12MJ-16MP90	R34	12QDAOR	S2	14MJ-14MJ-12MP	R38
12MJ-20FJ	R25	12QDBR	S23	14MJ-14MJ-14FJX	R29
12MJ-20MP	R32	12QDDP/C	S23	14MJ-14MJ-14MB	R21
12MJ-20MP90	R34	12QDFDC	S14	14MJ-14MJ-14MJ	R28
12MJ-24MP	R32	12QDFDPC	S13	14MJ-14MJ90	R24
12MJBKHD-8MP	R38	12QDFDPC	S13	14MJ-16MP	R32
12MJBKHD-12MP	R38	12QDFHDC	S16	14MJ-PLUG	R22
12MJIS-PLUG	R81	12QDFHDC	S16	14MM-4FP	R69
12MJ-PLUG	R22	12QDFHDC	S16	14MM-4MJ	R70
12MK-12FK-12MK	R84	12QDFHDC	S16	14MM-4MJ90	R70
12MK-12FK90	R84	12QDIOR	S9	14MM-6MJ	R70
12MK-12MJ	R83	12QDIOR	S9	14MM-6MJ90	R70
12MK-12MK	R83	12QDOR	S22	14MM-8MJ	R70
12MK-PLUG	R82	12QWDC	S17	14MMOR-PLUG	R69
12MM-2FP	R69	12QWDP	S18	14MM-PLUG	R78
12MM-4FP	R69	12QWHDC	S19	14MNH	G36, V18
12MM-4MJ	R70	12QWHDP	S20	14TS	V16
12MM-4MJ90	R70	12RFSXREEL	B29	14TSN	V16
12MM-5MJ	R70	12RLA X25FT	B37	15/16 O-RING DIN L/H	V15

PART NUMBER INDEX

PART#	PAGE	PART#	PAGE	PART#	PAGE
15BS	G35, V18	16EFG4K-MTFXCTN	B7	16FP-16FPX45	R9
15FDL-CAP	R79	16EFG4K-MTFXLL	B7	16FP-16FPX90	R10
15FDLX-6MJ	R72	16EFG4KXCTN	B6	16FPX-16FPX-16FPX	R11
15FDLX-8MJ	R72	16EFG4KXLL	B6	16FPX-16FPX-16MP	R12
15FDLX-10MJ	R72	16EFG5K X25FT	B4	16FOFF-16FB	S11
15MDL-8MJ	R71	16EFG5K XCTN	B5	16FOFF-16FBPP	S12
15MDL-10MJ	R71	16EFG5K-MTF X25FT	B5	16FOFF-16FP	S12
15MDL-12MJ	R71	16EFG5K-MTFXCTN	B5	16FOFFH-16FP	S15
15MDL-PLUG	R78	16EFG5K-MTFXLL	B5	16FOFFH-16FPA*	S15
15MNL	G36, V18	16EFG5KXCTN	B4	16FQLH-12MB	G15
16 FLANGE O-RING	V13	16EFG5KXLL	B4	16FQLH-16MB	G15
16 O-RING	V13	16EFG6K X25FT	B2	16FQP-16FP	S22
16 O-RING DIN H	V15	16EFG6KL XCTN	B3	16FQPA-16FP	S4
16 O-RING FBSPP	V14	16EFG6K-MTF X25FT	B2	16FOPI-16FP	S8
16 O-RING FF	V14	16EFG6K-MTFXCTN	B2	16FQW-16FP	S17
16-16FBO	I4	16EFG6KXCTN	B2	16FQWH-16FP	S19
16ACC-10FTON	L5	16EFG6KXLL	B2	16G1 X50FT	B27
16ACC-10FTON90	L6	16FB-12MP	R16	16G1H X50FT	B28
16ACC-10FTON134SPL	L4	16FB-16FBBV	U2	16G1HXREEL	B28
16ACC-10MTON	L3	16FB-16MP	R16	16G1XBALE	B27
16ACC-12FTON	L5	16FBSPP-16FP	R66	16G1XREEL	B27
16ACC-12FTON45	L6	16FBSPP-16MJ	R66	16G2 X50FT	B23
16ACC-12FTON90	L6	16FBSPP-16MP	R65	16G2L X50FT	B25
16ACC-12MIOBKHD	L8	16FBSPP-CAP	R75	16G2LXREEL	B25
16ACC-12MTON	L3	16FBSPPX-12MJ	R67	16G2XBALE	B23
16ACC-16HLE134SPL	L8	16FBSPPX-16FJX	R68	16G2XH X50FT	B24
16ACC-16HLET	L1	16FBSPPX-16MJ	R67	16G2XHREEL	B24
16ACC-PSII X50FT	B53	16FBSPPX-16MP90	R67	16G2XREEL	B23
16ACC-PSIIXREEL	B54	16FDH-CAP	R80	16G3H X25FT	B35
16B1F-2SS	H8	16FDHX-8MJ	R73	16G3HXCTN	B35
16B1F-3SS	H8	16FFN	V17	16G4H X25FT	B37
16B-16FFORX-SS	H8	16FFOR-CAP	R39	16G4HXCTN	B37
16B-16FJX90M-SS	H7	16FFORX-16MJ	R47	16G8K1F	D2
16B-16FJX-SS	H5	16FFS	V17	16G8K-16FLC	D1
16B-16MP-SS	H4	16FHHS	V10	16G8K-16FLC45-050	D1
16BBD5	R74	16FJ-CAP	R22	16G8K-16FLC90-093	D1
16BS	G35, V18	16FJIS-16MJ	R82	16G8K-16FLC90-117	D2
16BSPP-16BSPP-LX	T1	16FJIS-CAP	R81	16G8KXCTN	B1
16C1T-16RFJX	O2	16FJX-16FP	R37	16G-12FFORX	G18
16C1T-16RMP	O1	16FJX-16MP	R36	16G-12FFORX45S	G19
16C2AT-16RFJX	O6	16FJX-16MP90	R37	16G-12FFORX90S	G20
16C2AT-16RMP	O4	16FK-16MJ	R83	16G-12FJX	G9
16C5-12RMP	P1	16FK-CAP	R82	16G-12FJX45S	G10
16C5-16RFJX	P2	16FL5K-12MFFOR	R51	16G-12FJX-TCX	G45
16C5-16RFJX45	P3	16FL5K-12MJ	R48	16G-12FL	G21
16C5-16RFJX90	P4	16FL5K-12MJ90	R50	16G-12FL90M	G24
16C5-16RFJX90L	P4	16FL5K-16MFFOR	R51	16G-12MP	G1
16C5-16RFJXB	P3	16FL5K-16MFFOR45	R51	16G-12MP-TCX	G44
16C5-16RFZX	P11	16FL5K-16MFFOR90	R52	16G-14FJX	G9
16C5-16RMJ	P2	16FL5K-16MJ	R48	16G-14MB	G4
16C5-16RMP	P1	16FL5K-16MJ45	R49	16G-14MJ	G8
16C5-16RMPB	P1	16FL5K-16MJ90	R50	16G-16FBSPORX	G37
16C5C X50FT	B42	16FL5K-20MJ	R48	16G-16FBSPORX45	G38
16C5CXH X50FT	B42	16FL-16FLBV	U1	16G-16FBSPORX90	G38
16C5CXHREEL	B42	16FL-16MJ	R48	16G-16FBSPORX90BL	G39
16C5CXREEL	B42	16FL-16MJ45	R49	16G-16FFORX45S	G19
16C5D X50FT	B43	16FL-16MJ90	R50	16G-16FFORX45S-TCX	G47
16C5DXREEL	B43	16FL-CAP	V11	16G-16FFORX90L	G20
16C5E X50FT	B44	16FLH6K-12MFFOR90	R54	16G-16FFORX90M	G20
16C5E-12RMP	P12	16FLH6K-12MJ	R52	16G-16FFORX90S	G20
16C5E-16RFJX	P12	16FLH6K-12MJ90	R53	16G-16FFORX90S-TCX	G47
16C5E-16RFJX90	P13	16FLH6K-16MFFOR	R54	16G-16FFORX-TCX	G46
16C5E-16RFZX	P18	16FLH6K-16MFFOR45	R54	16G-16FJISX	G42
16C5E-16RMP	P12	16FLH6K-16MFFOR90	R55	16G-16FJX	G9
16C5EXREEL	B44	16FLH6K-16MJ	R52	16G-16FJX45S	G10
16C5M X50FT	B44	16FLH6K-16MJ45	R53	16G-16FJX90L	G11
16C5MXREEL	B44	16FLH6K-16MJ90	R53	16G-16FJX90M	G11
16C14 X25FT	B47	16FLH6K-20MJ	R52	16G-16FJX90S	G11
16C14-16FJSX-B	M4	16FLH6K-20MJ90	R53	16G-16FJX-TCX	G45
16C14-16FJSX-SS	M4	16FLH-16FLHBV	U1	16G-16FKX	G41
16C14-16FJX45	M3	16FLH-CAP	V12	16G-16FL	G21
16C14-16FJX90	M3	16FP-8FP	R7	16G-16FL22M	G21
16C14-16MP-B	M1	16FP-12FP	R7	16G-16FL30M	G22
16C14-16MP-SS	M1	16FP-12FP90	R8	16G-16FL45S	G22
16C14-16TBFLX	M8	16FP-12FPX	R9	16G-16FL60M	G23
16C14XCTN	B47	16FP-12FPX45	R9	16G-16FL90S	G24
16CATFHS	V11	16FP-12FPX90	R10	16G-16FL-TCX	G48
16CFHS	V10	16FP-16FP	R7	16G-16FPX	G4
16CLAMP	L10	16FP-16FP-16FP	R10	16G-16FZX	G28
16EFG4K X25FT	B6	16FP-16FP-16FPBV	U4	16G-16JISPX	G43
16EFG4K X50FT	B6	16FP-16FP-16MP	R11	16G-16MB	G4
16EFG4K X100FT	B6	16FP-16FP90	R8	16G-16MBSPP	G37
16EFG4KLXCTN	B7	16FP-16FPBV	U2	16G-16MBSPT	G36
16EFG4K-MTF X25FT	B7	16FP-16FPX	R9	16G-16MFA	G26

PART NUMBER INDEX

PART#	PAGE	PART#	PAGE	PART#	PAGE
16G-16MFFOR	G17	16GS-16FJX90M	E7	16GS-24FL90S	E15
16G-16MJ	G8	16GS-16FJX90S	E7	16GS-24FLH90S	E22
16G-16MP	G1	16GS-16FKX	E39	16GS-25FDHORX	E31
16G-16MP-TCX	G44	16GS-16FL	E11	16GS-25FDHORX45M	E32
16G-16MPX	G2	16GS-16FL22M	E12	16GS-25FDHORX90	E32
16G-16MQLH	G13	16GS-16FL30M	E13	16GS-25MDH	E31
16G-16MQLH45S-017	G14	16GS-16FL45M	E13	16GS-27FFGX	E38
16G-16MQLH90L-103	G14	16GS-16FL60M	E14	16GS-27FFGX90	E38
16G-16MQLH90S-044	G14	16GS-16FL67M	E14	16GS-28FDLORX	E29
16G-16MQLL	G15	16GS-16FL90-120	E15	16GS-28FDLORX45	E30
16G-16NASP	G26	16GS-16FL90-210	E15	16GS-28FDLORX90M	E30
16G-20FFORX	G18	16GS-16FL90M	E15	16GS-28MDL	E29
16G-20FFORX90M	G20	16GS-16FL90S	E15	16GS-28MKB	E33
16G-20FFORX90S	G20	16GS-16FL110-073	E16	16GS-30FDHORX	E31
16G-20FFORX-TCX	G46	16GS-16FLC	E23	16GS-30FDHORX45	E32
16G-20FJX	G9	16GS-16FLC22-017	E24	16GS-30FDHORX90M	E32
16G-20FJX90S	G11	16GS-16FLC30-023	E24	16GS-30MDH	E31
16G-20FJX-TCX	G45	16GS-16FLC45-037	E25	16GS-34FFGX	E38
16G-20FL	G21	16GS-16FLC60-050	E25	16GS-34FPFL	E36
16G-20FL30M	G22	16GS-16FLC67-057	E26	16GS-34MFG	E37
16G-20FL45S	G22	16GS-16FLC90-074	E26	16GS-34MPFL	E37
16G-20FL90S	G24	16GS-16FLC90-132	E26	16GS-35MKB	E33
16G-20MB	G4	16GS-16FLH	E19	16GS-38FDHORX	E31
16G-20MFFOR	G17	16GS-16FLH22M	E19	16GTHXCTN	B35
16G-20MJ	G8	16GS-16FLH30M	E20	16JIC SWIVEL SEAL KIT	T2
16G-24FL	G21	16GS-16FLH45M	E20	16LG3K	V1
16G-24FL45	G22	16GS-16FLH60M	E21	16LG4K	V1
16G-24FL90S-081	G24	16GS-16FLH67M	E21	16LG5K	V1
16G-25FDHORX	G33	16GS-16FLH90-090	E22	16LN-SH	V17
16G-25FDHORX90	G34	16GS-16FLH90-120	E22	16M2T X50FT	B20
16G-28FDLORX	G30	16GS-16FLH90M	E22	16M2T-MTF X50FT	B21
16G-28FDLORX45	G31	16GS-16FLH90S	E22	16M2T-MTFXREEL	B21
16G-28FDLORX90	G31	16GS-16FLL	E12	16M2TXREEL	B20
16G-28MDL	G29	16GS-16FMX	E3	16M2T-XTFXREEL	B22
16G-28MSP	G35	16GS-16FMX45-038	E3	16M3K X50FT	B17
16G-30DBJ	G29	16GS-16FMX90-056	E4	16M3KH-MTFXREEL	B19
16G-30FDHORX	G33	16GS-16FMX90-071	E4	16M3KHREEL	B19
16G-30MDH	G32	16GS-16HLE	E27	16M3K-MTF X50FT	B18
16GL-16FFORX	J12	16GS-16HLE90-127	E28	16M3K-MTFXBALE	B18
16GL-16FFORX45S	J12	16GS-16HLEC	E28	16M3K-MTFXREEL	B18
16GL-16FFORX90S	J13	16GS-16MB	E2	16M3KXBALE	B17
16GL-16FJX	J11	16GS-16MBSPP	E33	16M3KXREEL	B17
16GL-16FJX90S	J11	16GS-16MFFOR	E7	16M3K-XTFXREEL	B18
16GL-16FL	J13	16GS-16MJ	E4	16M4KXREEL	B16
16GL-16FL30M	J14	16GS-16MP	E1	16M4K-MTFXREEL	B13
16GL-16FL45S	J15	16GS-16MPLH	E2	16M4KXREEL	B13
16GL-16FL60M	J15	16GS-20FBSPORX	E34	16M4K-XTFXREEL	B14
16GL-16FL90S	J16	16GS-20FFORX	E8	16M500 X50FT	B33
16GL-16MP	J10	16GS-20FFORX45S	E9	16M500XREEL	B33
16GL-16MPX	J10	16GS-20FFORX90L	E10	16M500-XTFXREEL	B33
16GL-20FL90S	J16	16GS-20FFORX90M	E10	16MB-8FP	R13
16GMV X25FT	B36	16GS-20FFORX90S	E10	16MB-8MJ	R17
16GMVXCTN	B36	16GS-20FJX	E5	16MB-8MJ90	R19
16GS1F-2	E40	16GS-20FJX45S	E6	16MB-10MJ	R17
16GS1F-4	E40	16GS-20FJX90L	E7	16MB-10MJ90	R19
16GS5K-34FFGX90-065	E38	16GS-20FL	E11	16MB-12FP	R13
16GS-12FFORX	E8	16GS-20FL22M	E12	16MB-12FPX	R14
16GS-12FJX	E5	16GS-20FL30M	E13	16MB-12FPX45	R15
16GS-12FL	E11	16GS-20FL45M	E13	16MB-12FPX90	R16
16GS-12FL90	E15	16GS-20FL60M	E14	16MB-12MJ	R17
16GS-12FL90M	E15	16GS-20FL67M	E14	16MB-12MJ45	R18
16GS-12FLH	E19	16GS-20FL90M	E15	16MB-12MJ90	R20
16GS-12FLH45M	E20	16GS-20FL90S	E15	16MB-14MJ90	R20
16GS-12FLH90M	E22	16GS-20FL110-073	E16	16MB-16FP	R13
16GS-12MB	E2	16GS-20FLC	E23	16MB-16FPX	R14
16GS-12MP	E1	16GS-20FLC22-017	E24	16MB-16FPX45	R15
16GS-14FJX	E5	16GS-20FLC30-023	E24	16MB-16FPX90	R16
16GS-16FBFFX	E36	16GS-20FLC45-037	E25	16MB-16MJ	R17
16GS-16FBSPORX	E34	16GS-20FLC60-050	E25	16MB-16MJ-16MJ	R21
16GS-16FBSPORX45M	E34	16GS-20FLC67-057	E26	16MB-16MJ45	R18
16GS-16FBSPORX90	E35	16GS-20FLC90-074	E26	16MB-16MJ90	R20
16GS-16FFORX	E8	16GS-20FLC90-132	E26	16MB-16MP	R14
16GS-16FFORX22-011	E8	16GS-20FLH	E19	16MB-20FPX90	R16
16GS-16FFORX30-14	E9	16GS-20FLH22M	E19	16MB-20MJ	R17
16GS-16FFORX45S	E9	16GS-20FLH30M	E20	16MB-20MJ45	R18
16GS-16FFORX90L	E10	16GS-20FLH45M	E20	16MB-20MJ90	R20
16GS-16FFORX90M	E10	16GS-20FLH90M	E22	16MB-24MJ90	R20
16GS-16FFORX90S	E10	16GS-20FLH90S	E22	16MBDS	R77
16GS-16FJISX	E39	16GS-20MB	E2	16MB-PLUG	R12
16GS-16FJX	E5	16GS-20MFFOR	E7	16MBSPOR-PLUG	R74
16GS-16FJX30M	E5	16GS-20MJ	E4	16MBSPP-12FBSPPX	R76
16GS-16FJX45M	E6	16GS-20MP	E1	16MBSPP-12MJ	R59
16GS-16FJX45S	E6	16GS-24FL	E11	16MBSPP-12MJ90	R61
16GS-16FJX90L	E7	16GS-24FL90-060	E15	16MBSPP-12MP	R58

PART NUMBER INDEX

PART#	PAGE	PART#	PAGE	PART#	PAGE
16MBSPP-14MJ	R60	16MJ-16MJ	R23	16QDBR	S23
16MBSPP-16FBSPPX	R77	16MJ-16MJ-12MJ	R29	16QDDP/C	S23
16MBSPP-16FJX	R62	16MJ-16MJ-12MP	R38	16QDDFFDC	S14
16MBSPP-16FP	R59	16MJ-16MJ-16BKHD	R30	16QDDFFDP	S13
16MBSPP-16MJ	R60	16MJ-16MJ-16FJX	R29	16QDDFFDP/C	S13
16MBSPP-16MJ45	R60	16MJ-16MJ-16MB	R21	16QDDFFHDC	S16
16MBSPP-16MJ90	R61	16MJ-16MJ-16MJ	R29	16QDDFFHDP	S16
16MBSPP-16MP	R58	16MJ-16MJ-16MP	R39	16QDDFFHDP/C	S16
16MBSPP-20FBSPPX	R77	16MJ-16MJ90	R24	16QDIBR	S8
16MBSPP-20FJX	R62	16MJ-16MJ-LX	T1	16QDIDP/C	S9
16MBSPP-20MJ	R60	16MJ-16MP	R32	16QDIOR	S9
16MBSPP-20MJ90	R61	16MJ-16MP45	R33	16QDOR	S22
16MBSPP-20MP	R58	16MJ-16MP90	R34	16QWDC	S17
16MBSPPOR-12MFFOR	R63	16MJ-20FJ	R25	16QWDP	S18
16MBSPPOR-12MFFOR90	R65	16MJ-20FP	R35	16QWHDC	S19
16MBSPPOR-12MJ	R62	16MJ-20MP	R32	16QWHDP	S20
16MBSPPOR-16MFFOR	R63	16MJ-20MP45	R33	16RFSXREEL	B29
16MBSPPOR-16MFFOR90	R65	16MJ-20MP90	R34	16RLA X25FT	B38
16MBSPPOR-16MFFORL	R64	16MJ-24MP	R32	16RLAXREEL	B38
16MBSPPOR-16MJ	R62	16MJ-24MP90	R34	16RLCXCTN	B38
16MBSPP-PLUG	R76	16MJBKHD-16MP	R38	16S1F-2SS	H3
16MBSPT-12MJ	R56	16MJIS-PLUG	R81	16S1F-4SS	H3
16MBSPT-16MJ	R56	16MJ-PLUG	R22	16S-16FFORX-SS	H2
16MBSPT-16MJ45	R57	16MK-16FK90	R84	16S-16FJX-SS	H2
16MBSPT-16MJ90	R57	16MK-16MJ	R83	16S-16FLH-SS	H2
16MBSPT-20MJ	R56	16MK-16MK	R83	16S-16FL-SS	H3
16MBSPT-PLUG	R75	16MK-PLUG	R82	16S-16MP-SS	H1
16MDH-8MJ	R72	16MM-5MJ	R70	16SC-1	V2
16MDH-10MJ	R72	16MM-6FP	R69	16SC-1 XBULK	V2
16MDH-12MJ	R72	16MM-6MJ	R70	16SC-4	V2
16MDH-PLUG	R79	16MM-6MJ90	R70	16SC-4 XBULK	V2
16MEGATECH 250XREEL	B31	16MM-8FP	R69	16SC-4-SS	V1
16MEGATECH 1000XREEL	B30	16MM-8MJ	R70	16TH7 X50FT	B49
16MEGATECH G5TB X50FT	B32	16MM-8MJ90	R71	16TH7NC X50FT	B50
16MEGATECH G5TBXREEL	B32	16MMOR-PLUG	R69	16TH7NCXCTN	B50
16MEGATECH250 X50FT	B31	16MM-PLUG	R78	16TH7XCTN	B49
16MEGATECH1000 X50FT	B30	16MNH	G36, V18	16TH8XCTN	B48
16MEGATECHLOCXREEL	B39	16MP-2FPS	R3	16TR500 X50FT	B34
16MFFOR-12MB	R44	16MP-4FPS	R3	16TR500XREEL	B34
16MFFOR-12MB45	R45	16MP-6FPS	R3	16TS	V16
16MFFOR-12MB90	R45	16MP-6MP	R1	16TSN	V16
16MFFOR-12MP	R43	16MP-8FPS	R3	18 O-RING DIN L	V15
16MFFOR-16FFORX-16MFFOR	R42	16MP-8FPX90	R6	18BS	G35, V18
16MFFOR-16FFORX90	R41	16MP-8MP	R1	18FDL-CAP	R79
16MFFOR-16FFORX-LX	T3	16MP-12FP90	R4	18MBDS	R77
16MFFOR-16FJX	R43	16MP-12FPL	R3	18MDL-10MJ	R71
16MFFOR-16MB	R44	16MP-12FPS	R3	18MDL-12MJ	R71
16MFFOR-16MB-16MFFOR	R47	16MP-12FPX	R5	18MDL-PLUG	R78
16MFFOR-16MB45	R45	16MP-12FPX45	R6	18MM-6FP	R69
16MFFOR-16MB90	R46	16MP-12FPX90	R7	18MM-8FP	R69
16MFFOR-16MB90L	R46	16MP-12MP	R1	18MM-8MJ	R70
16MFFOR-16MFFOR	R40	16MP-12MP90	R2	18MM-8MJ90	R71
16MFFOR-16MFFOR-16FFORX	R42	16MP-16FP90	R4	18MM-10MJ	R70
16MFFOR-16MFFOR-16MB	R46	16MP-16FPL	R3	18MM-10MJ90	R71
16MFFOR-16MFFOR-16MFFOR	R41	16MP-16FPX	R5	18MMOR-PLUG	R69
16MFFOR-16MFFOR-LX	T4	16MP-16FPX45	R6	18MM-PLUG	R78
16MFFOR-16MP	R43	16MP-16FPX90	R7	18MNL	G36, V18
16MFFOR-20MB	R44	16MP-16MP	R1	20 EFG4KL X CTN	B7
16MFFOR-20MB45	R45	16MP-16MP90	R2	20 FLANGE O-RING	V13
16MFFOR-20MB90	R46	16MP-20FPL	R3	20 O-RING	V13
16MFFOR-PLUG	R39	16MP-20FPX	R5	20 O-RING DIN H	V15
16MJ-8MJ	R23	16MP-20FPX45	R6	20 O-RING FBSP	V14
16MJ-8MP	R32	16MP-20FPX90	R7	20 O-RING FF	V14
16MJ-8MP45	R33	16MP-24FPL	R3	20-20FBO	I4
16MJ-8MP90	R34	16MP-PLUG	R1	20ACP MEGATECHIIIXCTN	B29
16MJ-10MJ	R23	16MOFF-16FB	S10	20B1F-1SS	H8
16MJ-12FP	R35	16MOFF-16FBPP	S11	20B-20FFORX-SS	H8
16MJ-12MJ	R23	16MOFF-16FP	S10	20B-20FJX-SS	H5
16MJ-12MJ90	R24	16MOFFH-16FP	S15	20B-20MP-SS	H4
16MJ-12MP	R32	16MOFFH-16FPA*	S15	20BBDS	R74
16MJ-12MP45	R33	16MOP-16FP	S22	20BS	G35, V18
16MJ-12MP90	R34	16MQPA-16FP	S4	20C2AT-20RFJX	O6
16MJ-16BKHD	R27	16MQPI-16FP	S8	20C2AT-20RMP	O4
16MJ-16BKHD-16MJ	R30	16MQW-16FP	S17	20C5-20RFJX	P2
16MJ-16BKHD45	R27	16MQWH-16FP	S19	20C5-20RFJX90L	P4
16MJ-16BKHD90	R28	16ORS LIVE SWIVEL SEAL KIT	T2	20C5-20RFJX90S	P4
16MJ-16FJ	R25	16PC1F-M2S	I7	20C5-20RMP	P1
16MJ-16FJ/FB-LX	T2	16PC1FS	I7	20C5C X25FT	B42
16MJ-16FJX-16MJ	R31	16PC2F-2	I6	20C5CXCTN	B42
16MJ-16FJX45	R26	16PC2F-4	I6	20C5CXH X50FT	B42
16MJ-16FJX90	R26	16PCM-2F	F1	20C5CXHXCTN	B42
16MJ-16FP	R35	16PCS-2F	F2	20C5E X25FT	B44
16MJ-16FP90	R36	16PSB POLY SLEEVE	V6	20C5E-20RFJX	P12
16MJ-16FP-LX	T2	16PSY POLY SLEEVE	V6	20C5E-20RFJX90	P13

PART NUMBER INDEX

PART#	PAGE	PART#	PAGE	PART#	PAGE
20C5E-20RFL90S	P20	20FP-20FPX45	R9	20GMVXCTN	B36
20C5E-20RMP	P12	20FP-20FPX90	R10	20GS1F-2	E40
20C5EXTN	B44	20FPX-20FPX-20FPX	R11	20GS1F-4	E40
20CATFHS	V11	20FPX-20FPX-20MP	R12	20GS1F-6	E40
20CFHS	V10	20FQW-20FP	S17	20GS-16FJX	E5
20EFG3K X25FT	B8	20FQWH-20FP	S19	20GS-16FL	E11
20EFG3K X50FT	B8	20G1H X50FT	B28	20GS-16FL45M	E13
20EFG3K-MTF X25FT	B8	20G1HXCTN	B28	20GS-16FL90-215	E15
20EFG3K-MTFXCTN	B8	20G1XBALE	B27	20GS-16FL90M	E15
20EFG3K-MTFXLL	B8	20G1XCTN	B27	20GS-16FLH	E19
20EFG3KXCTN	B8	20G2 X25FT	B23	20GS-16FLH45M	E20
20EFG3KXLL	B8	20G2H X50FT	B24	20GS-16FLH90-100	E22
20EFG4K X25FT	B6	20G2H-MTFXCTN	B25	20GS-16FLH90M	E22
20EFG4K X50FT	B6	20G2HXCTN	B24	20GS-16FLH90S	E22
20EFG4K-MTF X25FT	B7	20G2L X50FT	B25	20GS-20FBSPORX	E34
20EFG4K-MTFXCTN	B7	20G2LXCTN	B25	20GS-20FBSPORX45M	E34
20EFG4K-MTFXLL	B7	20G2XCTN	B23	20GS-20FBSPORX90M	E35
20EFG4KXCTN	B6	20G2XHCTN	B24	20GS-20FFORX	E8
20EFG4KXLL	B6	20G3H X50FT	B35	20GS-20FFORX45-032	E9
20EFG5K X25FT	B4	20G3HXCTN	B35	20GS-20FFORX90L	E10
20EFG5KXCTN	B5	20G4H X25FT	B37	20GS-20FFORX90M	E10
20EFG5K-MTF X25FT	B5	20G4HXCTN	B37	20GS-20FFORX90S	E10
20EFG5K-MTFXCTN	B5	20G-20FBSPORX	G37	20GS-20FJISX	E39
20EFG5K-MTFXLL	B5	20G-20FBSPORX45	G38	20GS-20FJX	E5
20EFG5KXCTN	B4	20G-20FBSPORX90	G38	20GS-20FJX45-038	E6
20EFG5KXLL	B4	20G-20FFORX	G18	20GS-20FJX90L	E7
20EFG6K X25FT	B2	20G-20FFORX45S	G19	20GS-20FJX90M	E7
20EFG6K-MTF X25FT	B2	20G-20FFORX45S-TCX	G47	20GS-20FJX90S	E7
20EFG6K-MTFXCTN	B2	20G-20FFORX90L	G20	20GS-20FL	E11
20EFG6K-MTFXLL	B2	20G-20FFORX90M	G21	20GS-20FL22M	E12
20EFG6KXCTN	B2	20G-20FFORX90S	G21	20GS-20FL30M	E13
20EFG6KXLL	B2	20G-20FFORX90S-TCX	G47	20GS-20FL45S	E13
20FBSPP-20FP	R66	20G-20FFORX-TCX	G46	20GS-20FL60M	E14
20FBSPP-20MJ	R66	20G-20FJISPX	G43	20GS-20FL67M	E14
20FBSPP-20MP	R65	20G-20FJISX	G42	20GS-20FL90-168	E15
20FBSPP-24MP	R65	20G-20FJX	G9	20GS-20FL90M	E15
20FBSPP-CAP	R75	20G-20FJX45-035	G10	20GS-20FL90S	E15
20FBSPPX-20FJX	R68	20G-20FJX90-089	G11	20GS-20FL110-080	E16
20FBSPPX-20MJ	R67	20G-20FJX90L	G11	20GS-20FLC	E23
20FBSPPX-20MP90	R67	20G-20FJX90M	G11	20GS-20FLC22-017	E24
20FDH-CAP	R80	20G-20FJX-TCX	G45	20GS-20FLC30-024	E24
20FDHX-10MJ	R73	20G-20FL	G21	20GS-20FLC45-037	E25
20FFOR-CAP	R39	20G-20FL22M	G21	20GS-20FLC60-052	E25
20FHHS	V10	20G-20FL30S	G22	20GS-20FLC67-059	E26
20FJ-CAP	R22	20G-20FL45S	G22	20GS-20FLC90-077	E26
20FJIS-20MJ	R82	20G-20FL60S	G23	20GS-20FLC90-150	E26
20FJIS-CAP	R81	20G-20FL67S	G23	20GS-20FLH	E19
20FJX-20FP	R37	20G-20FL90-102	G24	20GS-20FLH22M	E19
20FJX-20MP	R36	20G-20FL90M	G24	20GS-20FLH30M	E20
20FJX-20MP90	R37	20G-20FL90S	G24	20GS-20FLH45M	E20
20FL4K-16MJ	R48	20G-20FL90S-TCX	G48	20GS-20FLH60M	E21
20FL4K-16MJ45	R49	20G-20FPX	G4	20GS-20FLH90-076	E22
20FL4K-16MJ90	R50	20G-20HLE	G27	20GS-20FLH90-120	E22
20FL4K-20MFFOR	R51	20G-20MB	G4	20GS-20FLH90-152	E22
20FL4K-20MFFOR45	R51	20G-20MBSPP	G37	20GS-20FLH90M	E22
20FL4K-20MFFOR90	R52	20G-20MFFOR	G17	20GS-20FLL	E12
20FL4K-20MJ	R48	20G-20MJ	G8	20GS-20FMX	E3
20FL4K-20MJ45	R49	20G-20MP	G1	20GS-20FMX45-041	E3
20FL4K-20MJ90	R50	20G-20MP-TCX	G44	20GS-20HLE	E27
20FL-20FLBV	U1	20G-24FFORX	G18	20GS-20HLE45-103	E27
20FL-20MJ	R48	20G-24FJX	G9	20GS-20HLE90-155	E28
20FL-20MJ45	R49	20G-24FL	G21	20GS-20MB	E2
20FL-20MJ90	R50	20G-24FL90S	G24	20GS-20MBSPP	E33
20FL-CAP	V11	20G-24MJ	G8	20GS-20MFFOR	E7
20FLH6K-16MJ	R52	20G-35FDLORX	G30	20GS-20MJ	E4
20FLH6K-16MJ90	R53	20G-35FDLORX45	G31	20GS-20MP	E1
20FLH6K-20MFFOR	R54	20G-35FDLORX90	G31	20GS-20MPAPI	E1
20FLH6K-20MFFOR45	R54	20G-35MDL	G29	20GS-24FFORX	E8
20FLH6K-20MFFOR90	R55	20G-38FDHORX	G33	20GS-24FFORX90-064	E10
20FLH6K-20MJ	R52	20G-38MDH	G32	20GS-24FJX	E5
20FLH6K-20MJ45	R53	20G-42FDLORX	G30	20GS-24FJX90M	E7
20FLH6K-20MJ90	R53	20GL-20FFORX	J12	20GS-24FL	E11
20FLH-20FLHBV	U1	20GL-20FFORX45S	J12	20GS-24FL22M	E12
20FLH-CAP	V12	20GL-20FFORX90S	J13	20GS-24FL30M	E13
20FP-16FP	R7	20GL-20FJX	J11	20GS-24FL45S	E13
20FP-16FPBV	U2	20GL-20FJX90M	J11	20GS-24FL60M	E14
20FP-16FPX90	R10	20GL-20FL	J13	20GS-24FL67S	E14
20FP-20FP	R7	20GL-20FL30M	J14	20GS-24FL90-118	E15
20FP-20FP-20FP	R10	20GL-20FL45S	J15	20GS-24FL90S	E15
20FP-20FP-20FPBV	U4	20GL-20FL60S	J15	20GS-24FL110-080	E16
20FP-20FP-20MP	R11	20GL-20FL90S	J16	20GS-24FLC	E23
20FP-20FP90	R8	20GL-20MP	J10	20GS-24FLC22-017	E24
20FP-20FPBV	U3	20GL-24FL90-068	J16	20GS-24FLC30-024	E24
20FP-20FPX	R9	20GMV X25FT	B36	20GS-24FLC45-037	E25

PART NUMBER INDEX

PART#	PAGE	PART#	PAGE	PART#	PAGE
20GS-24FLC60-052	E25	20MFFOR-16MB	R44	20MP-20FPX90	R7
20GS-24FLC67-059	E26	20MFFOR-16MB90	R46	20MP-20MP	R1
20GS-24FLC90-077	E27	20MFFOR-20FFORX-20MFFOR	R42	20MP-20MP90	R2
20GS-24FLH	E19	20MFFOR-20FFORX90	R41	20MP-24FPL	R3
20GS-24FLH22M	E19	20MFFOR-20MB	R44	20MP-24FPX	R5
20GS-24FLH30M	E20	20MFFOR-20MB-20MFFOR	R47	20MP-24FPX90	R7
20GS-24FLH45M	E20	20MFFOR-20MB45	R45	20MP-PLUG	R1
20GS-24FLH60M	E21	20MFFOR-20MB90	R46	20MQW-20FP	S17
20GS-24FLH90S	E22	20MFFOR-20MFFOR	R40	20MQWH-20FP	S19
20GS-32FL	E11	20MFFOR-20MFFOR-20FFORX	R42	20PC1FS	I7
20GS-35FDLORX	E29	20MFFOR-20MFFOR-20MB	R46	20PC2F-2	I6
20GS-38FDHORX	E31	20MFFOR-20MFFOR-20MFFOR	R41	20PC2F-4	I6
20GS-38FDHORX45M	E32	20MFFOR-20MP	R43	20PCM-2F	F1
20GS-38FDHORX90M	E32	20MFFOR-24MB	R44	20PCS-2F	F2
20GS-38MDH	E31	20MFFOR-24MB90	R46	20PSB POLY SLEEVE	V6
20GS-42FPFL	E36	20MFFOR-PLUG	R39	20PSY POLY SLEEVE	V6
20GS-42MPFL	E37	20MGS-20FBSPORX	E46	20QWDC	S17
20GS-42MPFL90	E37	20MGS-20FFORX	E42	20QWDP	S18
20JIC SWIVEL SEAL KIT	T2	20MGS-20FFORX90M	E43	20QWHDC	S20
20LG3K	V1	20MGS-20FJX	E41	20QWHDP	S20
20LG4K	V1	20MGS-20FJX90M-078	E42	20RLCXCTN	B38
20LG5K	V1	20MGS-20FL	E43	20S1F-4SS	H3
20M2T X25FT	B20	20MGS-20FL45S-032	E44	20S1F-6SS	H3
20M2TXCTN	B20	20MGS-20FL90M-090	E44	20S-20FFORX-SS	H2
20MB-10MJ	R18	20MGS-20FLH	E45	20S-20FLH-SS	H2
20MB-10MJ90	R20	20MGS-20MJ	E41	20S-20FL-SS	H3
20MB-12FPX	R14	20MGS-20MP	E41	20S-20MP-SS	H1
20MB-12FPX90	R16	20MGS-38FDHORX	E45	20TS	V16
20MB-12MJ	R18	20MGS-38MDH	E45	20TSN	V16
20MB-12MJ90	R20	20MJ-12MJ	R23	21/32" FSG-25FT	V4
20MB-16FP	R13	20MJ-12MP	R32	22 O-RING DIN L	V15
20MB-16FPX	R14	20MJ-16FJ	R25	22/32" FSG-25FT	V4
20MB-16FPX90	R16	20MJ-16FP	R35	22BS	G35, V18
20MB-16MJ	R18	20MJ-16MJ	R24	22FDL-CAP	R79
20MB-16MJ45	R18	20MJ-16MP	R32	22FDLX-12MJ	R72
20MB-16MJ90	R20	20MJ-16MP45	R33	22LG3K	V1
20MB-20FPX	R14	20MJ-16MP90	R34	22LG4K	V1
20MB-20FPX45	R15	20MJ-20BKHD	R27	22LG5K	V1
20MB-20FPX90	R16	20MJ-20BKHD90	R28	22MBDS	R77
20MB-20MJ	R18	20MJ-20FBO	R23	22MDL-12MJ	R71
20MB-20MJ-20MJ	R21	20MJ-20FJ/FB-LX	T2	22MDL-PLUG	R78
20MB-20MJ45	R18	20MJ-20FJX-20MJ	R31	22MKB-12MJ	R73
20MB-20MJ90	R20	20MJ-20FJX45	R26	22MKB-PLUG	R73
20MB-24MJ	R18	20MJ-20FJX90	R26	22MM-6FP	R69
20MB-24MJ90	R20	20MJ-20FP	R35	22MM-8FP	R69
20MBDS	R77	20MJ-20FP90	R36	22MM-8MJ	R70
20MB-PLUG	R12	20MJ-20MJ	R24	22MM-8MJ90	R71
20MBSPOR-PLUG	R74	20MJ-20MJ-20FJX	R29	22MM-10MJ	R70
20MBSP-16FBSPPX	R77	20MJ-20MJ-20MB	R21	22MM-10MJ90	R71
20MBSP-16FJX	R62	20MJ-20MJ-20MJ	R29	22MM-12FP	R69
20MBSP-16FP	R59	20MJ-20MJ-20MP	R39	22MM-12MJ	R70
20MBSP-16MJ	R60	20MJ-20MJ90	R24	22MM-12MJ90	R71
20MBSP-16MJ90	R61	20MJ-20MJ-LX	T1	22MMOR-PLUG	R69
20MBSP-16MP	R58	20MJ-20MP	R32	22MM-PLUG	R78
20MBSP-20FBSPPX	R77	20MJ-20MP45	R33	22MNL	G36, V18
20MBSP-20FJX	R62	20MJ-20MP90	R34	24 Bin Cplg. Cabinet	W18
20MBSP-20FP	R59	20MJ-24MP	R32	24 FLANGÉ O-RING	V13
20MBSP-20MJ	R60	20MJ-24MP45	R33	24 O-RING FF	V14
20MBSP-20MJ90	R61	20MJBKHD-20MP	R38	24-24FBO	I4
20MBSP-20MP	R58	20MJIS-PLUG	R81	24ACP MEGATECHIIIXCTN	B29
20MBSP-24FBSPPX	R77	20MJ-PLUG	R22	24B1F-2SS	H8
20MBSP-24MJ	R60	20MM-4FP	R69	24B1F-4SS	H9
20MBSP-24MP	R58	20MM-6FP	R69	24B-24FFORX-SS	H8
20MBSP-16MFFOR90	R65	20MM-8FP	R69	24B-24FJX-SS	H5
20MBSP-20MFFOR	R63	20MM-10MJ	R70	24B-24FL-SS	H8
20MBSP-20MFFOR90	R65	20MM-10MJ90	R71	24B-24MP-SS	H4
20MBSP-20MFFORL	R64	20MMOR-PLUG	R69	24BDS	R74
20MBSP-20MJ	R62	20MM-PLUG	R78	24C2AT-24RFJX	O6
20MBSP-20MJ90	R62	20MNH	G36, V18	24C2AT-24RMP	O4
20MBSP-PLUG	R76	20MP-4FPS	R3	24C5-24RFJX	P2
20MBSPT-16MJ	R56	20MP-8FPS	R3	24C5-24RMP	P1
20MBSPT-20MJ	R56	20MP-12FPS	R3	24C5CXCTN	B42
20MBSPT-20MJ90	R57	20MP-12FPX90	R7	24CATFHS	V11
20MBSPT-PLUG	R75	20MP-12MP	R1	24CFHS	V10
20MDH-10MJ	R72	20MP-16FP90	R4	24EFG3K X25FT	B8
20MDH-12MJ	R72	20MP-16FPS	R3	24EFG3K-MTF X25FT	B9
20MDH-PLUG	R79	20MP-16FPX	R5	24EFG3K-MTFXCTN	B9
20MEGATECH 250XCTN	B31	20MP-16FPX45	R6	24EFG3K-MTFXLL	B9
20MEGATECH 1000XCTN	B30	20MP-16FPX90	R7	24EFG3KXCTN	B8
20MEGATECH G5TB X25FT	B32	20MP-16MP	R1	24EFG3KXLL	B8
20MEGATECH G5TB X50FT	B32	20MP-20FP90	R4	24EFG5K X25FT	B4
20MEGATECH G5TBXCTN	B32	20MP-20FPL	R3	24EFG5KLXCTN	B5
20MEGATECH250 X50FT	B31	20MP-20FPX	R5	24EFG5K-MTF X25FT	B5
20MEGATECH1000 X50FT	B30	20MP-20FPX45	R6	24EFG5K-MTFXCTN	B5

PART NUMBER INDEX

PART#	PAGE	PART#	PAGE	PART#	PAGE
24EFG5K-MTFXLL	B5	24GSM-24FL90S	E51	24GSP-32FL90-170	E69
24EFG5KXCTN	B4	24GSM-24FLC	E56	24GSP-32FL90S	E69
24EFG5KXLL	B4	24GSM-24FLC22-017	E56	24GSP-32FLH	E71
24EFG6K X25FT	B2	24GSM-24FLC30-023	E56	24GSP-32FLH45S	E72
24EFG6K-MTFXCTN	B2	24GSM-24FLC45-039	E57	24GSP-32FLH90S	E72
24EFG6KMTFXLL	B3	24GSM-24FLC60-055	E57	24GSP-42FDLORX90	E30
24EFG6KXCTN	B2	24GSM-24FLC90-087	E58	24HO-MTFXCTN	B9
24EFG6KXLL	B2	24GSM-24FLCL	E56	24HOXCTN	B9
24FBSPP-24MJ	R66	24GSM-24FLH	E52	24-HTGH	V8
24FBSPP-24MP	R66	24GSM-24FLH20-024	E52	24JIC SWIVEL SEAL KIT	T2
24FBSPP-CAP	R75	24GSM-24FLH22M	E52	24M2T X25FT	B20
24FBSPPX-24MJ	R67	24GSM-24FLH30M	E52	24M2T X50FT	B20
24FBSPPX-24MP90	R67	24GSM-24FLH45M	E53	24M2TXCTN	B20
24FFOR-CAP	R39	24GSM-24FLH60M	E53	24MB-16MJ	R18
24FHHS	V10	24GSM-24FLH90-094	E54	24MB-20FPX	R14
24FJ-CAP	R22	24GSM-24FLH90-150	E54	24MB-20MJ	R18
24FJX-24MP90	R37	24GSM-24FLHCFM	E54	24MB-20MJ90	R20
24FL-24FLBV	U1	24GSM-24HLEC	E61	24MB-24FPX	R14
24FL-24MJ	R48	24GSM-24MBSPP	E60	24MB-24FPX45	R15
24FL-24MJ45	R49	24GSM-24MJ	E47	24MB-24FPX90	R16
24FL-24MJ90	R50	24GSM-24MP	E47	24MB-24MJ	R18
24FL-CAP	V11	24GSM-32FL	E50	24MB-24MJ-24MJ	R21
24FLH6K-20MJ	R52	24GSM-32FL45S	E50	24MB-24MJ45	R18
24FLH6K-20MJ90	R53	24GSM-32FLC	E56	24MB-24MJ90	R20
24FLH6K-24MJ	R52	24GSM-32FLC22-022	E56	24MBDS	R77
24FLH-24FLHVB	U1	24GSM-32FLC30-035	E56	24MB-PLUG	R12
24FLH-CAP	V12	24GSM-32FLC45-059	E57	24MBSPP-20FBSPPX	R77
24FP-24FP	R7	24GSM-32FLC60-087	E57	24MBSPP-20FP	R59
24FP-24FP-24FP	R10	24GSM-32FLC90-140	E58	24MBSPP-20MJ	R60
24FP-24FP-24MP	R11	24GSM-32FLH	E52	24MBSPP-20MP	R58
24FP-24FP90	R8	24GSM-32FLH45M	E53	24MBSPP-24FBSPPX	R77
24FP-24FPBV	U3	24GSM-32FLH90S	E54	24MBSPP-24FJX	R62
24FP-24FPX	R9	24GSM-38FDHORX	E59	24MBSPP-24FP	R59
24FP-24FPX90	R10	24GSM-38FDHORX45	E59	24MBSPP-24MJ	R60
24FQW-24FP	S17	24GSM-38FDHORX90	E60	24MBSPP-24MJ90	R61
24FQWH-24FP	S19	24GSP1F-2	E75	24MBSPP-24MP	R58
24G1H X50FT	B28	24GSP1F-4	E75	24MBSPPOR-24MFFOR	R63
24G1HXCTN	B28	24GSP-20FL	E66	24MBSPPOR-24MFFOR90	R65
24G1XCTN	B27	24GSP-20FL45S	E67	24MBSPPOR-24MJ	R62
24G2 X25FT	B23	24GSP-20FL90S	E69	24MBSPP-PLUG	R76
24G2 X50FT	B23	24GSP-20MJ	E63	24MBSPT-24MJ	R56
24G2H X25FT	B24	24GSP-24FBSPORX	E73	24MBSPT-24MJ90	R57
24G2H X50FT	B24	24GSP-24FBSPORX45	E73	24MBSPT-PLUG	R75
24G2H-MTFXCTN	B25	24GSP-24FBSPORX90	E74	24MEGATECH 500XCTN	B30
24G2HXCTN	B24	24GSP-24FFORX	E64	24MEGATECH G5TB X25FT	B32
24G2L X50FT	B25	24GSP-24FFORX45-036	E65	24MEGATECH G5TB X50FT	B32
24G2LXCTN	B25	24GSP-24FFORX90L	E65	24MEGATECH G5TBXCTN	B32
24G2XCTN	B23	24GSP-24FFORX90M	E65	24MEGATECH500 X50FT	B31
24G2XHXCTN	B24	24GSP-24FJISX	E75	24MFFOR-20MB	R44
24G3H X50FT	B35	24GSP-24FJX	E63	24MFFOR-20MB90	R46
24G3HXCTN	B35	24GSP-24FJX45-050	E63	24MFFOR-24FFORX90	R41
24GL-20FJX	J11	24GSP-24FJX90-089	E64	24MFFOR-24MB45	R45
24GL-20FJX90L	J11	24GSP-24FJX90-118	E64	24MFFOR-24MB90	R46
24GL-20FJX90M	J11	24GSP-24FKX	E66	24MFFOR-24MFFOR	R40
24GL-24FFORX	J12	24GSP-24FL	E66	24MFFOR-24MP	R43
24GL-24FFORX90M	J13	24GSP-24FL22M	E66	24MFFOR-PLUG	R39
24GL-24FJX	J11	24GSP-24FL30S	E67	24MJ-12MJ	R24
24GL-24FJX90-092	J11	24GSP-24FL45S	E67	24MJ-16MP	R32
24GL-24FL	J13	24GSP-24FL60S	E68	24MJ-20MJ	R24
24GL-24FL22M-018	J14	24GSP-24FL67S	E68	24MJ-20MP	R32
24GL-24FL30M	J14	24GSP-24FL90-148	E69	24MJ-20MP90	R34
24GL-24FL45S	J15	24GSP-24FL90M	E69	24MJ-24BKHD	R27
24GL-24FL60S	J15	24GSP-24FL90S	E69	24MJ-24BKHD90	R28
24GL-24FL90S	J16	24GSP-24FL110-094	E69	24MJ-24FJ/FB-LX	T2
24GL-24MP	J10	24GSP-24FL120-119	E70	24MJ-24FJX-24MJ	R31
24GMV X25FT	B36	24GSP-24FLFF	E71	24MJ-24FJX45	R26
24GMV X100FT	B36	24GSP-24FLH	E71	24MJ-24FJX90	R26
24GSH-24FLHCFM45M	E55	24GSP-24FLH45M	E71	24MJ-24FP	R35
24GSH-24FLHCFM90-094	E55	24GSP-24FLH90-094	E72	24MJ-24FP90	R36
24GSM4K-24FFORX45-038	E49	24GSP-24HLE	E72	24MJ-24MJ	R24
24GSM4K-24FFORX90M	E49	24GSP-24MBSPT	E73	24MJ-24MJ-24FJX	R29
24GSM-20FLH	E52	24GSP-24MFFOR	E64	24MJ-24MJ-24MB	R21
24GSM-24APILP	E47	24GSP-24MJ	E63	24MJ-24MJ-24MJ	R29
24GSM-24FBSPORX	E58	24GSP-24MP	E62	24MJ-24MJ-24MP	R39
24GSM-24FBSPORX45	E58	24GSP-24MPAPI	E62	24MJ-24MJ90	R24
24GSM-24FBSPORX90	E59	24GSP-24MPLH	E62	24MJ-24MJ-LX	T1
24GSM-24FFORX	E49	24GSP-32FJX	E63	24MJ-24MP	R32
24GSM-24FJX	E48	24GSP-32FL	E66	24MJ-24MP45	R33
24GSM-24FJX45-034	E48	24GSP-32FL22M	E66	24MJ-24MP90	R34
24GSM-24FJX90M	E48	24GSP-32FL30M	E67	24MJ-32MP	R32
24GSM-24FL	E50	24GSP-32FL45S	E67	24MJIS-PLUG	R81
24GSM-24FL30M	E50	24GSP-32FL60S	E68	24MM-12FP	R69
24GSM-24FL45M	E50	24GSP-32FL67S	E68	24MMOR-PLUG	R69
24GSM-24FL60M	E51	24GSP-32FL90-080	E69	24MM-PLUG	R78

PART NUMBER INDEX

PART#	PAGE	PART#	PAGE	PART#	PAGE
24MP-12FPS	R3	32ACP MEGATECHII XCTN50	B29	32GSM-32FLC30-035	E57
24MP-12MP	R1	32ACP MEGATECHII XCTN	B29	32GSM-32FLC45-064	E57
24MP-16FPS	R3	32B1F-2SS	H9	32GSM-32FLC60-083	E57
24MP-16MP	R1	32B1F-4SS	H9, H10	32GSM-32FLC90-130	E58
24MP-20FPS	R3	32B-32FJX-SS	H5	32GSM-32FLH	E52
24MP-20FPX	R5	32B-32FL-SS	H8	32GSM-32FLH30-040	E53
24MP-20FPX90	R7	32B-32MP-SS	H4	32GSM-32FLH45-063	E53
24MP-20MP	R1	32BBDS	R74	32GSM-32FLH60M	E53
24MP-24FP90	R4	32C5-32RFJX	P2	32GSM-32FLH90-159	E54
24MP-24FPX	R5	32C5-32RMP	P1	32GSM-32FLH90M	E54
24MP-24FPX45	R6	32C5CXCTN	B42	32GSM-32FLH90S	E54
24MP-24FPX90	R7	32CATFHS	V11	32GSM-32FLHCFM	E54
24MP-24MP	R1	32CFHS	V10	32GSM-32FLHCFM45-063	E55
24MP-24MP90	R2	32EFG3K X 50INC	B8	32GSM-32FLHCFM90-120	E55
24MP-32FPL	R3	32EFG3K X25FT	B8	32GSM-32HLE	E60
24MP-PLUG	R1	32EFG3K-MTF X25FT	B9	32GSM-32MBSPP	E60
24MQW-24FP	S17	32EFG3K-MTFXCTN	B9	32GSM-32MJ	E47
24MQWH-24FP	S19	32EFG3K-MTFXLL	B9	32GSM-32MP	E47
24PC1FS	I7	32EFG3KXCTN	B8	32GSP1F-2	E75, E76
24PC2F-4	I6	32EFG3KXLL	B8	32GSP1F-4	E75
24PCM-2F	F1	32EFG5K X25FT	B4	32GSP-24FL	E66
24PCM-G6K	F1	32EFG5K-MTF X25FT	B5	32GSP-24FL45S	E67
24PCS-2F	F2	32EFG5K-MTFXCTN	B5	32GSP-24FL90S	E69
24PSB POLY SLEEVE	V6	32EFG5K-MTFXLL	B5	32GSP-32FBSPORX	E73
24PSY POLY SLEEVE	V6	32EFG5KXCTN	B4	32GSP-32FBSPORX45	E73
24QWDC	S17	32EFG5KXLL	B4	32GSP-32FBSPORX90	E74
24QWDP	S18	32EFG6K-MTFXCTN	B3	32GSP-32FJX	E63
24QWHDC	S20	32EFG6KXCTN	B2	32GSP-32FJX90M	E64
24QWHDP	S20	32EFG6KXLL	B2	32GSP-32FL	E66
24RLCXCTN	B38	32FBSP-32MP	R66	32GSP-32FL22M	E66
24S2F-6SS	H4	32FBSP-CAP	R75	32GSP-32FL30M	E67
24S-24FFORX-SS	H2	32FHHS	V10	32GSP-32FL45-066	E67
24S-24FJX-SS	H2	32FJ-CAP	R22	32GSP-32FL60S	E68
24S-24FLH-SS	H2	32FJIS-CAP	R81	32GSP-32FL67S	E68
24S-24MPAPI-SS	H1	32FL-32FLBV	U1	32GSP-32FL90-114	E69
24TS	V16	32FL-32MJ	R48	32GSP-32FL90-165	E69
25 O-RING DIN H	V15	32FL-32MJ45	R49	32GSP-32FL90-200	E69
25AB-1MP90	Q3	32FL-32MJ90	R50	32GSP-32FL110-140	E69
25BS	G35, V18	32FL-CAP	V11	32GSP-32FL125-150	E70
25CARTRIDGE-AB	Q1	32FLH-32FLHBV	U1	32GSP-32FLH	E71
25FDH-CAP	R80	32FLH-CAP	V12	32GSP-32FLH45-066	E72
25FDHX-12MJ	R73	32FP-32FP	R7	32GSP-32FLH90M	E72
25MDH-12MJ	R72	32FP-32FP-32FP	R10	32GSP-32HLE	E72
25MDH-16MJ	R72	32FP-32FP90	R8	32GSP-32MJ	E63
25MDH-PLUG	R79	32FP-32FPBV	U3	32GSP-32MP	E62
25MNH	G36, V18	32FP-32FPX	R9	32GSP-32MPAPI	E62
26LG3K	V1	32FP-32FPX90	R10	32GSP-40FL	E66
26LG4K	V1	32FQWH-32FP	S19	32GSP-40FL90-110	E69
26LG5K	V1	32G1H X50FT	B28	32JIC SWIVEL SEAL KIT	T2
26MBDS	R77	32G1HXCTN	B28	32LG3K	V1
26MM-12FP	R69	32G1XCTN	B27	32LG4K	V1
26MM-12MJ	R70	32G2 X25FT	B23	32M2T X25FT	B20
26MM-12MJ90	R71	32G2 X50FT	B23	32M2T X50FT	B20
26MMOR-PLUG	R69	32G2H X25FT	B24	32M2TXCTN	B20
26MM-PLUG	R78	32G2H X50FT	B24	32MB-24MJ	R18
27MBDS	R77	32G2H-MTFXCTN	B25	32MB-32FPX	R14
27MM-12FP	R69	32G2HXCTN	B24	32MB-32FPX90	R16
27MM-12MJ	R70	32G2L X50FT	B25	32MB-32MJ	R18
27MM-16MJ	R70	32G2LXCTN	B26	32MB-32MJ90	R20
27MM-16MJ90	R71	32G2XCTN	B23	32MB-PLUG	R12
28 O-RING DIN L	V15	32G2XHXCTN	B24	32MBSPP-32FBSPPX	R77
28BS	G35, V18	32GL-32FJX	J11	32MBSPP-32FJX	R62
28FDL-CAP	R79	32GL-32FL	J13	32MBSPP-32FP	R59
28FDLX-16MJ	R72	32GL-32FL30M	J14	32MBSPP-32MJ	R60
28-HTGH	V8	32GL-32FL45S	J15	32MBSPP-32MP	R58
28MDL-16MJ	R71	32GL-32FL60S	J15	32MBSPP-PLUG	R76
28MDL-PLUG	R78	32GL-32FL67S	J16	32MBSPT-32MJ	R56
28MKB-12MJ	R73	32GL-32FL90S	J16	32MEGATECH 500XCTN	B31
28MKB-16MJ	R73	32GL-32MP	J10	32MEGATECH G5TB X25FT	B32
28MNL	G36, V18	32GL-40FL	J13	32MEGATECH G5TB X50FT	B32
28PSB POLY SLEEVE	V6	32GL-40FL90-114	J16	32MEGATECH G5TBXCTN	B32
28PSY POLY SLEEVE	V6	32GMV X25FT	B36	32MEGATECH500 X50FT	B31
28RLCXCTN	B38	32GMV X100FT	B36	32MFFOR-32MB	R44
30 O-RING DIN H	V15	32GSM-24FLH	E52	32MFFOR-PLUG	R39
30BS	G35, V18	32GSM-32API-LP	E47	32MJ-16MP	R32
30FDH-CAP	R80	32GSM-32FBSPORX	E58	32MJ-20MP	R32
30FDHX-16MJ	R73	32GSM-32FBSPORX45	E58	32MJ-24MP	R32
30MBDS	R77	32GSM-32FBSPORX90	E59	32MJ-24MP90	R34
30MDH-16MJ	R72	32GSM-32FFORX	E49	32MJ-32FJ/FB-LX	T2
30MDH-PLUG	R79	32GSM-32FJX	E48	32MJ-32FJX-32MJ	R31
30MMOR-PLUG	R69	32GSM-32FL	E50	32MJ-32FJX45	R26
30MM-PLUG	R78	32GSM-32FL45M	E51	32MJ-32FJX90	R26
30MNH	G36, V18	32GSM-32FL90-130	E51	32MJ-32FP	R35
32 FLANGE O-RING	V13	32GSM-32FLC	E56	32MJ-32MJ	R24

PART NUMBER INDEX

PART#	PAGE	PART#	PAGE	PART#	PAGE
32MJ-32MJ-32FJX	R29	40GSM-40FLHCFM	E55	B3 Spacer, PS	W3
32MJ-32MJ-32MJ	R29	40GSM-40HLE	E60	B4 Spacer, PS	W3
32MJ-32MJ90	R24	40GSM-40XXSBW	E61	B5 Spacer, PS	W3
32MJ-32MJ-LX	T1	40GSM-63FLSHCF	E61	Back Press. Cont. Cartridge	W9
32MJ-32MP	R32	40MEGATECH 500XCTN	B31	Ball Plunger for Top of Cylinder	W2
32MJ-32MP45	R33	40RLCXCTN	B38	Base Plate (Machine)	W5
32MJ-32MP90	R34	42 O-RING DIN L	V15	Blade Hand Skiver	W21
32MJIS-PLUG	R81	42BS	G35, V19	Blade Hldr. w/Screws and Keys	W21
32MJ-PLUG	R22	42FDL-CAP	R79	Blades for Hose Cutter Refurb	W23
32MP-20FPS	R3	42MBDS	R77	Brace Assy.	W21
32MP-24FPS	R3	42MDL-24MJ	R71	Bracket w/Screws and Keys	W21
32MP-24MP	R2	42MDL-PLUG	R78	Breather Cap	W9
32MP-32FP90	R4	42MM-20MJ	R70	Cable Assy. for DD	W2
32MP-32FPX	R5	42MM-20MJ90	R71	Cardboard Bin Box (Carton of 50)	W18
32MP-32FPX45	R6	42MMOR-PLUG	R69	Cardboard Bin Box-Lg 25	W18
32MP-32FPX90	R7	42MNL	G36, V18	Carry Case, Polars	W14
32MP-32MP	R2	44PSB POLY SLEEVE	V6	Caster Leg Set - Heavy Duty	W17
32MP-PLUG	R1	44PSY POLY SLEEVE	V6	CC-7C3 Die Set for Clamp Collar	W4
32MQWH-32FP	S19	45MBDS	R77	CC-7C4 Die Set for Clamp Collar	W4
32PC1FS	I7, I8	47/64" RSG-25FT	V4	Chain for Locking Pin	W2
32PC2F-4	I6	48 FLANGE O-RING	V13	Clamp Cam	W26
32PCM-2F	I6	48BBDS	R74	Collar Swage Kit	W23
32PCS-2F	F2	48CFHS	V10	Compression Spring	W26
32QWHDC	S20	48EFG4K X CRATE*	B6	Computer Cable	W2
32QWHDP	S20	48GL-48FL	J13	Computer Crimp Control Box	W2
32RLCXCTN	B38	48GL-48FL30	J14	Computer Power Module	W2
32S2F-6SS	H4	48GL-48FL45	J15	Cone Swage Kit	W23
32S-32FJX-SS	H2	48GL-48FL60	J15	Control Box CSA	W9
32S-32FLH-SS	H2	48GL-48FL67	J16	Control Panel Post	W9
32TS	V16	48GL-48FL90	J16	Control Panel Screws	W9
32TSN	V16	48GL-56FL45	J15	Coupling Cabinet Slide	W17
33MBDS	R77	48GMV X100FT	B36	Cover Plate	W2
33MM-16FP	R69	48GSM-48API-LP	E47	Cplg. Cabinet w/4 Sliding Shelves	W17
33MM-16MJ	R70	48GSM-48FLHCFM	E55	Crimp Switch Button for PC603/PC707	W5
33MM-16MJ90	R71	48GSM-48HLE	E60	Cylinder and Top Plate	W5
33MM-20MJ	R70	48GSM-48XXSBW	E61	DD Computer Pressure Plate	W2
34-HTGH	V8	48GSM-80FLSHCF	E61	DD Controller Top Mount	W2
35 O-RING DIN L	V15	48MEGATECH 500XCTN	B31	DD Top Mt Contrl Kit (side to top mount)	W2
35/64" FSG-25FT	V4	48MM-24MJ	R70	Depth Stop	W9
35/64" RSG-25FT	V4	48PSB POLY SLEEVE	V6	Depth Stop Old Style	W12
35BS	G35, V18	48PSY POLY SLEEVE	V6	Dial Vernier	W9
35FDL-CAP	R79	48RLCXCTN	B38	Dial Vernier Locking Plate	W9
35MDL-20MJ	R71	49/64" RSG-25FT	V4	Die Cage Halves (Set of 2) for 700 Series	W5
35MDL-PLUG	R78	50MBDS	R77	Die Cage Halves for 739	W5
35MKB-16MJ	R73	51/64" FSG-25FT	V4	Die Cone (No Notch)	W5
35MKB-20MJ	R73	52-HTGH	V8	Die Cone With Notch	W5
35MNL	G36, V18	52MBDS	R77	Die Guide Block	W14
36GMVXCTN*	B36	55/64" RSG-25FT	V4	Die Link	W2
36MBDS	R77	56 FLANGE O-RING	V13	Die Retention Plate Kit	W10
36MMOR-PLUG	R69	56CFHS	V10	Die Set (6AC)	W13
36PSB POLY SLEEVE	V6	56GL-56FL	J13	Die Set (8AC)	W13
36PSY POLY SLEEVE	V6	56GL-56FL45	J15	Die Set (10AC)	W13
36RLCXCTN	B38	56GL-56FL90	J16	Die Set (12AC)	W13
38 O-RING DIN H	V15	56GL-56FLCF	J17	Die Set (21)	W13
38BS	G35, V19	56GL-56FLCF45-054	J17	Die Set (22)	W13
38FDH-CAP	R80	56GL-56FLCF90-143	J18	Die Set (31)	W13
38FDHX-20MJ	R73	56GL-64FL45	J15	Die Set (32)	W13
38MDH-20MJ	R72	56GL-64FL90	J16	Die Set (33)	W13
38MDH-24MJ	R72	56GMV X100FT	B36	Die Set (34)	W13
38MDH-PLUG	R79	56PSB POLY SLEEVE	V6	Die Set (35)	W13
38MNH	G36, V18	56PSY POLY SLEEVE	V6	Die Set (36)	W13
39/64" FSG-25FT	V4	56RLCXCTN	B38	Die Set (37)	W13
40 FLANGE O-RING	V13	59/64" RSG-25FT	V4	Die Set (38)	W13
40BBDS	R74	61/64" FSG-25FT	V4	Die Set (39)	W13
40C5CXCTN	B42	63/64" RSG-25FT	V4	Die Set (83) for GL	W13
40CFHS	V10	64 FLANGE O-RING	V13	Die Set (85) for GL	W13
40EFG5K X CRATE*	B4	64CFHS	V10	Die Set (301)	W13
40GL-40FJX	J11	64GL-64FL	J13	Die Set (310L) Replaced (310)	W13
40GL-40FL	J13	64GL-64FL45	J15	Die Set (311)	W13
40GL-40FL22	J14	64GL-64FL67	J16	Die Set (312)	W14
40GL-40FL30	J14	64GL-64FL90	J16	Die Set (313)	W13
40GL-40FL45	J15	64GL-64FLCF	J17	Die Set (314)	W13
40GL-40FL60	J15	64GMV X100FT	B36	Die Set (FP6AC)	W32
40GL-40FL67	J16	72PSB POLY SLEEVE	V6	Die Set (FP8AC)	W32
40GL-40FL90	J16	72RLC X10FT	B38	Die Set (FP10AC)	W32
40GL-48FL	J13	115V Cord Assy for Digital Readout	W5	Die Set (FP12AC)	W32
40GL-48FL22	J14	208 Hose Cutter	W19	Die Set (FP18M)	W32
40GL-48FL30	J14	230V Cord Assy. for Digital Readout	W5	Die Set (FP21)	W32
40GL-48FL45	J15	Actuator Rod	W5, W23	Die Set (FP21S)	W32
40GL-48FL90	J16	Actuator Screw	W14	Die Set (FP22)	W32
40GL-56FL	J13	Adapter Assy.	W23	Die Set (FP22M)	W32
40GL-64FL	J13	Air Pump for MC4-20 Refurb	W32	Die Set (FP22S)	W32
40GMV X100FT	B36	B1 Spacer, PS	W3	Die Set (FP30)	W32
40GSM-40API-LP	E47	B2 Spacer, PS	W3	Die Set (FP31)	W32

PART NUMBER INDEX

PART#	PAGE	PART#	PAGE	PART#	PAGE
Die Set (FP32)	W32	Die Set 32-21	W8	Foot Pedal	W9
Die Set (FP32C4)	W32	Die Set 32-22	W8	Frosted Air Brake Labels	W19
Die Set (FP33)	W32	Die Set 32-22M	W8	Fuses	W9
Die Set (FP34)	W32	Die Set 32-31	W8	G 302 1/8" Pusher Die	W23
Die Set (FP35)	W32	Die Set 32-33	W8	G 303 3/16" Pusher Die	W23
Die Set (FP36)	W32	Die Set 32-34	W8	G 304 1/4" Pusher Die	W23
Die Set (FP37)	W32	Die Set 32-35	W8	G 305 5/16" Pusher Die	W23
Die Set (FP39)	W32	Die Set 32-36	W8	G 306 3/8" Pusher Die	W23
Die Set (FP81)	W32	Die Set 32-37	W8	G 308 1/2" Pusher Die	W23
Die Set (FP82)	W32	Die Set 32-38	W8	G 312 3/4" Pusher Die	W23
Die Set (FP83)	W32	Die Set 32-39	W8	G 316 1" Pusher Die	W23
Die Set (FP84)	W32	Die Set 32-40 (6AC)	W8	GC32 TSI 220V Crimper	W8
Die Set (FP85)	W32	Die Set 32-41 (8AC)	W8	GC32TSI-XD / GC96-TS Die Rack	W8
Die Set (FP86)	W32	Die Set 32-42 (10AC)	W8	GC32TSI-XD / GC96-TS Stand	W8
Die Set (FP87)	W32	Die Set 32-43 (12AC)	W8	GC96 Crimper	W11
Die Set (FP88)	W32	Die Set 32-44 (Power Steering)	W8	GC96 Spacer Dies with box	W11
Die Set (FP91)	W32	Die Set 32-45 (Grease Fitting)	W8	GC96/TS Die Release Tool	W11
Die Set (FP301)	W32	Die Set 32-46 (Battery Cable)	W8	GC96-87 Die Set	W11
Die Set (FP302)	W32	Die Set 32-81 (12GL)	W8	GC96-88 Die Set	W11
Die Set (FP304)	W32	Die Set 32-82 (16GL)	W8	GC96-89 Die Set	W11
Die Set (FP310L)	W32	Die Set 32-83 (20GL)	W8	GF002 Female Pusher Cup	W23
Die Set (FP311)	W32	Die Set 32-84 (24GL)	W8	GF003 Female Pusher Cup	W23
Die Set (FP312)	W32	Die Set 32-85 (32GL)	W8	GF004 Female Pusher Cup	W23
Die Set (FP313)	W32	Die Set 32-86 (40GL)	W8	GF005 Female Pusher Cup	W23
Die Set (FP314)	W32	Die Set 32-310L	W8	GF006 Female Pusher Cup	W23
Die Set (FP400)	W32	Die Set 32-311	W8	GF008 Female Pusher Cup	W23
Die Set (FP3234) LG	W32	Die Set 32-312	W8	GF009 Female Pusher Cup	W23
Die Set (FP3335) LG	W32	Die Set 32-313	W8	GF010 Female Pusher Cup	W23
Die Set (FP3436) LG	W32	Die Set 32-314	W8	GF011 Female Pusher Cup	W23
Die Set (FP3537) LG	W32	Die Set 32-331 (Clamp Collars)	W8	GF012 Female Pusher Cup	W23
Die Set (FP3638) LG	W32	Die Set 32-3234 (LG)	W8	GF013 Female Pusher Cup	W23
Die Set (FP38311) LG	W33	Die Set 32-3335 (LG)	W8	GF014 Female Pusher Cup	W23
Die Set (MC20)	W2	Die Set 32-3436 (LG)	W8	GF015 Female Pusher Cup	W23
Die Set (MC21)	W1	Die Set 32-3537 (LG)	W8	GF016 Female Pusher Cup	W23
Die Set (MC22)	W1	Die Set 32-3638 (LG)	W8	GF017 Female Pusher Cup	W23
Die Set (MC31)	W1	Die Set 32-38311 (LG)	W8	GM001 Male Pusher Cup	W23
Die Set (MC32)	W1	Die Set 96-610 with Box	W11	GM002 Male Pusher Cup	W23
Die Set (MC33)	W1	Die Set 96-611 with Box	W11	GM003 Male Pusher Cup	W23
Die Set (MC34)	W1	Die Set 96-612 with Box	W11	GM004 Male Pusher Cup	W23
Die Set (MC35)	W1	Die Set 96-613 with Box	W11	GM005 Male Pusher Cup	W23
Die Set (MC36)	W1	Die Set 96-614 with Box	W11	GM006 Male Pusher Cup	W23
Die Set (MC37)	W1	Die Set 718M	W4	GM007 Male Pusher Cup	W23
Die Set (MC38)	W1	Die Set 720 (Requires No Notch Cone)	W4	GM008 Male Pusher Cup	W23
Die Set (MC39)	W1	Die Set 720S	W4	GM009 Male Pusher Cup	W23
Die Set (MC40) for 6AC	W1	Die Set 721	W4	GM010 Male Pusher Cup	W23
Die Set (MC41) for 8AC	W1	Die Set 722	W4	GM011 Male Pusher Cup	W23
Die Set (MC42) for 10AC	W1	Die Set 722M	W4	GM012 Male Pusher Cup	W23
Die Set (MC43) for 12AC	W1	Die Set 731	W4	GM013 Male Pusher Cup	W23
Die Set (MC44) for Power Steering	W1	Die Set 732	W4	GM023 Male Pusher Cup	W23
Die Set (MC45) for Grease Fitting	W1	Die Set 733	W4	GM062 Male Pusher Cup	W23
Die Set (MC47)	W1	Die Set 734	W4	GT204 Bent Tube Pusher Cup	W23
Die Set (MC71)	W1	Die Set 735	W4	GT205 Bent Tube Pusher Cup	W23
Die Set (MC74)	W1	Die Set 736	W4	GT206 Bent Tube Pusher Cup	W23
Die Set (MC75)	W1	Die Set 737	W4	GT308 Bent Tube Pusher Cup	W23
Die Set (MCC3) for Clamp Collars	W1	Die Set 739	W4	GT310 Bent Tube Pusher Cup	W24
Die Set (MCC4) for Clamp Collars	W1	Die Set 740 (6ACA)	W4	GT312 Bent Tube Pusher Cup	W23
Die Set (OM6AC)	W11	Die Set 741 (8ACA)	W4	Hand Held Hose Cutter (Red)	W22
Die Set (OM8AC)	W11	Die Set 742 (10ACA)	W4	Hand Pump for MC4-20 Refurb	W32
Die Set (OM10AC)	W11	Die Set 743 (12ACA)	W4	Handle	W26
Die Set (OM12AC)	W11	Die Set 744 (Power Steering)	W4	HBR1050	W9
Die Set (OM18M)	W11	Die Set 745 (Grease Fitting)	W4	HBR1050 XBULK	W9
Die Set (OM20)	W12	Die Set 746 (Replaces B Die)	W4	HBR1051	W9
Die Set (OM21BK)	W11	Die Set 782 for GL	W4	HBR1051 XBULK	W9
Die Set (OM22BK)	W11	Die Set 783 for GL	W4	HBR1052	W9
Die Set (OM22M)	W11	Die Set 38311 (LG)	W5	HBR1052 XBULK	W9
Die Set (OM31BK)	W11	Die Set 73234 (LG)	W4	HBR1053	W9
Die Set (OM32BK)	W11	Die Set 73335 (LG)	W4	HBR1053 XBULK	W9
Die Set (OM33BK)	W11	Die Set 73436 (LG)	W4	HBR1054	W9
Die Set (OM34)	W11	Die Set 73537 (LG)	W4	HBR1054 XBULK	W9
Die Set (OM35)	W11	Die Set 73638 (LG)	W4	HBR1055	W9
Die Set (OM36)	W11	Die Shoes Detente Ball and Spring	W12	HBR1055 XBULK	W9
Die Set (OM37)	W11	Die Spring	W12	HBR1056	W9
Die Set (OM38)	W11	Die Tub	W9	HBR1097	W9
Die Set (OM39)	W11	Digital Caliper 6" (Special Milled Hole)	W18	HBR1097 XBULK	W9
Die Set (OM84) for GL	W11	Digital Dial Assy. Kit (To Upgrade PS)	W2	HBR1098	W9
Die Set (OM85) for GL	W11	Digital Dial Crimper	W1	HBR1098 XBULK	W9
Die Set (OM301)	W11	Digital Readout Meter	W5	HD-4C14	W27
Die Set (OM310L)	W11	Dividers for 3 1/2" Bin (3 per pkg.)	W17	HD-5C14	W27
Die Set (OM311)	W11	Dividers for 7" Bin (3 per pkg.)	W17	HD-6C14	W27
Die Set (OM312)	W11	Foam Fillers GC32-XD Set of 8	W9	HD-8C14	W27
Die Set (OM313)	W11	Follower 1/2" and 5/8"	W26	HD-10C14	W27
Die Set (OM314)	W11	Follower Assy. 1/4"	W26	HD-12C14	W27
Die Set 32-18M	W8	Follower Assy. 3/4"	W26	HD-16C14	W28
Die Set 32-20	W9	Follower Assy. 3/8"	W26	HE-4C14	W28

PART NUMBER INDEX

PART#	PAGE	PART#	PAGE	PART#	PAGE
HE-5C14	.W28	Mandrel 1/2"	W21	Optical Encoder	W12
HE-6C14	.W28	Mandrel 1/2" and 5/8"	W26	O-Ring Between Piston and Rod	W5
HE-8C14	.W28	Mandrel 1/4"	W21, W26	Panel Replacement Kit	W9
HE-10C14	.W28	Mandrel 2"	W22	P-C14-2MP	W29
HE-12C14	.W28	Mandrel 3/4"	W26	P-C14-4FJSX	W29
HE-16C14	.W28	Mandrel 3/8"	W21, W26	P-C14-4MP	W29
Head Replacement Kit	W9	Mandrel 3/16"	W21	P-C14-4TUBE	W29
Head Seal	W9	Mandrel Support	W26	P-C14-5FJSX	W29
HG-10	.V3	MC4-20 DD Refurb	W32	P-C14-5TUBE	W29
HG-14	.V3	MC4-20 PS Refurb	W32	P-C14-6FJX	W29
HG-16	.V3	MegaClean Adptr GAR-1 for MCL32 (-2 thru -20)	W31	P-C14-6FSX	W29
HG-20	.V3	MegaClean Adptr GAR-1 for MCL64 (-2 thru -20)	W31	P-C14-6MP	W29
HG-24	.V3	MegaClean Adptr GAR-1 for MCL64 (-2 thru -20)	W31	P-C14-6TBFLX	W29
HG-26	.V3	MegaClean Adptr GAR-1 for MCL64 (-24 and -32)	W32	P-C14-6TUBE	W29
HG-28	.V3	MegaClean Assembly Tape	W31	P-C14-8FJSX	W29
HG-32	.V3	MegaClean Bench Mount Kit -20	W31	P-C14-8MP-8 & 10ABC	W29
HG-38	.V3	MegaClean Female Quick Coupler for Launcher	W31	P-C14-8TUBE	W29
HG-42	.V3	MegaClean GA-04 FFORX Flat Face Nozzle	W31	P-C14-10FJSX	W29
HG-46	.V3	MegaClean GA-04 JIC Assembly Nozzle	W30	P-C14-10TUBE	W29
HG-64	.V3	MegaClean GA-06 JIC Assembly Nozzle	W30	P-C14-12FJX	W29
Hose Assembly	W9, W13	MegaClean GA-08 JIC Assembly Nozzle or Tube	W30	P-C14-12FSX	W29
Hose Clamp	W26	MegaClean GA-10 JIC Assembly Nozzle or Tube	W30	P-C14-12MP-12ABC	W29
Hose Cutting Shear for C14 Hose	W27	MegaClean GA-12 JIC Assembly Nozzle or Tube	W30	P-C14-12TBFLX	W29
Hose Insert. Die Holder	W27	MegaClean GA-16 JIC Assembly Nozzle or Tube	W30	P-C14-12TUBE	W29
Hose Insert. Fixture	W27	MegaClean GA-20 JIC Assembly Nozzle or Tube	W30	P-C14-12TUBE-JS	W29
HS-1 Hand Swager	W25	MegaClean GA-24 JIC Assembly Nozzle or Tube	W30	P-C14-16FJSX	W29
HTG 3-INCH WIDE HEATGUARD TAPE	.V8	MegaClean GA-32 JIC Assembly Nozzle or Tube	W30	P-C14-16MP	W29
HTG 4-INCH WIDE HEATGUARD TAPE	.V8	MegaClean GH-04 Hose Nozzle	W30	P-C14-16TBFLX	W29
HTG 5-INCH WIDE HEATGUARD TAPE	.V8	MegaClean GH-05 Hose Nozzle	W30	P-C14-16TUBE-JS	W30
HTG-1 INCH WIDE HEATGUARD TAPE	.V8	MegaClean GH-06 Hose Nozzle	W30	PC703 to PC707 Conversion Kit	W5
HTG-2 INCH WIDE HEATGUARD TAPE	.V8	MegaClean GH-08 Hose Nozzle	W30	PC707 230V Converter Kit	W5
HTG-4	.V7	MegaClean GH-10 Hose Nozzle	W30	PC707 E-H Pump - 230 Volt Refurb	W32
HTG-5	.V7	MegaClean GH-12 Hose Nozzle	W30	PC707 E-H Pump Refurb	W32
HTG-6	.V7	MegaClean GH-16 Hose Nozzle	W30	PC707 Hose Assy. (Pump to Crimper)	W5
HTG-7	.V7	MegaClean GH-20 Hose Nozzle	W30	PC707 Seal Kit for New Aluminum Piston Serial Nos. 14,000 and Up	W5
HTG-8	.V7	MegaClean GH-24 Hose Nozzle	W30	PC707 Shroud Only	W5
HTG-9	.V7	MegaClean GH-32 Hose Nozzle	W30	PC707 Swager Kit	W23
HTG-10	.V7	MegaClean GH-40 to GH-64 Hose Nozzle Assortment	W30	PC707ND (No Dies) - 230 Volt Refurb	W32
HTG-11	.V7	MegaClean GT-02 Tube Nozzle	W30	PC707ND (No Dies)	W4
HTG-12	.V7	MegaClean GT-04 Tube Nozzle	W30	PC707ND (No Dies) Refurb	W32
HTG-13	.V7	MegaClean GT-05 Tube Nozzle	W30	PC707ND (No Dies) w/Brackets	W4
HTG-14	.V7	MegaClean GT-06 Tube Nozzle	W30	PC707ND (No Dies) w/Brackets Refurb	W32
HTG-15	.V7	MegaClean GT-20 Tube Nozzle	W30	PC3000B E-H Pump Refurb	W32
HTG-16	.V7	MegaClean L-20 Hand Launcher	W31	Pilot Operated Check	W9
HTG-18	.V7	MegaClean L-32 Hand Launcher	W31	Piston New Design (Seals Included)	W5
HTG-20	.V7	MegaClean L-64 Hand Launcher	W31	Piston Replacement Kit	W13
HTG-22	.V7	MegaClean Launcher Stand 32 and 64	W31	Piston Return Spring	W6
HTG-24	.V7	MegaClean LC20 (Case Only)	W31	Piston Rod	W5
HTG-26	.V7	MegaClean LC32 (Case Only)	W31	Piston Rod Guide	W5
HTG-28	.V7	MegaClean LC64 (Case Only)	W31	Pivot Knob	W2
HTG-30	.V7	MegaClean Male Quick Release Rotary Plug	W31	Pivot Spacer	W2
HTG-32	.V7	MegaClean Projectile Catcher Bucket	W31	Pocket Thread I.D. Kit	W18
HTG-34	.V7	MegaClean Starter Kit - 20	W31	PolarSeal II Portable Crimper	W14
HTG-36	.V7	MegaClean Starter Kit - 32	W31	Portable Saw	W21
HTG-38	.V7	MegaClean Starter Kit - K40-64	W31	Positive Stop Crimper	W1
HTG-40	.V7	MegaCrimp Insertion Tool	W30	Positive Stop Pressure Plate	W2
HTG-44	.V7	Microswitch	W5	Power Mate 25 Stand	W25
HTG-56	.V7	Microswitch for Switch Box	W13	Powermate 25 Reuse. Cplg. Mach.	W25
HTG-64	.V7	Mirror	W9	PTA-45	.M8
Hydraulic Hose Reel Rack	W17	Molykote 3 oz. Jar G Die Lubricant	W5	PTA-90	.M8
Hydraulic Work Bench	W18	Mounting Bracket	W5	PTFE Grease	W14
Inner Washer (Cont. Panel)	W9	Moveable Die Holder	W14	Pump 115V/2HP/60 Cycle	W13
Intl. Thread I.D. Kit (Includes Pocket Kit 86584)	W18	No. 6 Black Die Carrier	W14	Pump 115V/30amp/1HP/60 Cycle	W4
IOT-BLACK	K35	No. 6 Die Segment	W14	Pump 230V/3HP/3 Phase	W13
IOT-BLUE	K35	No. 8 Blue Die Carrier	W14	Pump 230V/3HP/Single Phase	W13
IOT-ORANGE	K35	No. 8 Die Segment	W14	Pump 440V/3HP/3 Phase	W13
IOT-RED	K35	No. 10 Die Segment	W14	Pusher	W2
IOT-WHITE	K35	No. 12 Clear Die Carrier	W14	Pusher Cup (update design)	W5
Kicker Tubing (Lower)	W9	No. 12 Die Segment	W14	QD Merchandiser (Replaces 78209)	W19
Kicker Tubing (Upper)	W9	Notched Jaw Pliers	W15	QTC Repair Kit GC32/96 series up to 2"	W9
Kickers	W9	Oil Filter Element	W9	Quick Change Tool	W9
Large Plate	W5	Omni Depth Stop (Serial Numbers 2000 and up)	W13	R1 Spacer, PS	W3
Large Plate and Die Kit	W5			R2 Spacer, PS	W3
LIFE GUARD GUIDE TABLE	V1			R3 Spacer, PS	W3
LIFE GUARD HOSE BULLET SET	V1			R4 Spacer, PS	W3
Lock Screw	W14			R5 Spacer, PS	W4
Locking Pin	W2			Ratcheting Pliers	W16
Lock-On Tool	W26			Relief Valve	W9
M5X10 Button Cap Screw	W9			Removable Die Holder	W14
Magnet for Handling Die Sets	W2			Repl Blade for Red Hose Cutter (91153)	W22
Magnet for Removing Dies	W5			Retaining Ring for Piston	W3
Mandrel 1 1/2"	W21			RFID BAND TAG - ORANGE	V20
Mandrel 1 1/4"	W21			RFID KEY TAG - ORANGE	V20
Mandrel 1"	W21				

PART NUMBER INDEX

PART#	PAGE
RFID LANYARD TAG 12 IN ORANGE	V20
RFID LANYARD TAG 24 IN. - ORANGE	V20
RFID LANYARD TAG 36 IN ORANGE	V20
Rubber Bumper	W14
Rubber Die Ring	W2
Saw Blade	W21
SC32 80 Ton X 4 1/2 Cylinder	W7
SC32 Base Plate DBL Angle Die	W7
SC32 Crimper Bracket	W8
SC32 Crimper/Pump 110V	W7
SC32 Crimper/Pump 110V Referb	W32
SC32 Crimper/Pump 220V	W6
SC32 Die Cone DBL Angle Die	W7
SC32 Die Cone for PC707 Series	W7
SC32 Die Repl Screw for DBL Angle Die	W7
SC32 Die Ring Half, DBL Angle	W7
SC32 Die Spring for DBL Angle Die	W7
SC32 DPST-NO 25 AMP Omron Relay	W7
SC32 Lg Die Set Adapter	W7
SC32 Micrometer	W7
SC32 Notched Die Cone for PC707 Dies	W7
SC32 Pendant Switch	W7
SC32 Pump 220V Refurb	W32
SC32 Repl Pump Assy 1HP/110	W7
SC32 Repl Pump Assy 2HP/220	W7
SC32 Spacer Kit - 1 Inch	W7
SC32 Switch Craft Push Button Switch	W7
SC32-310 DBL Angle Die Set	W7
SC32-311 DBL Angle Die Set	W7
SC32-312 DBL Angle Die Set	W7
SC32-313 DBL Angle Die Set	W7
SC32-314 DBL Angle Die Set	W7
Screw for Die Fingers	W5
SD-4C14	W28
SD-5C14	W28
SD-6C14	W28
SD-8C14	W28
SD-10C14	W28
SD-12C14	W28
SD-16C14	W29
Seal Kit for PC3000B	W13
Seal Kit Includes: Seal, Washer and Backup Ring	W2
Shelf Kit for Crimper MC4-20	W17
Shop Air Pump	W1
Shoulder Screws	W2
Silver Die Back Up Ring	W5
Skiver Kit: Blade w/Holder, Bracket, Decal, Brace Assy., Brush	W21
Slydring for Piston	W2
Spacer for Collar Serial 's above 18555-use w/Silver Backup Ring	W23
Spring	W2, W14
Spring Anchor	W5
Stainless Steel Washer	W5
Stand	W2
Stand Clamp	W2
Stationary Leg Set	W17
Stop Adjmt. Screw for PC3000A	W13
Straight Jaw Pliers	W15
Switch Box Assy for PC3000B	W13
Switch Box Complete w/115V Cord Assy.	W5
Tablet Control Box Assy GC96TS	W11
Tall Handle for DD	W2
Thrust Bushing	W14
Tie Rod	W5
Tie Rod Nut	W5
UNIFLEX Die Set (21)	W33
UNIFLEX Die Set (22)	W33
UNIFLEX Die Set (33)	W33
UNIFLEX Die Set (34)	W33
UNIFLEX Die Set (35)	W33
UNIFLEX Die Set (37)	W33
UNIFLEX Die Set (39)	W33
UNIFLEX Die Set (311)	W34, W37
Valve Block Adapters	W9
Vertical Hose Storage Cabinet (Optional Cabinet Base)	W16
W1 Spacer, PS	W3
W2 Spacer, PS	W3
W3 Spacer, PS	W3
W4 Spacer, PS	W3
W5 Spacer, PS	W3
Wire Brush	W21



POWERING PROGRESS™

GATES CORPORATION
Gates.com

For more information on Gates hydraulic hose,
visit www.gates.com/hydraulics

For in-depth technical support, contact
Gates Product Application at **303.744.5070**

©2015 Gates Corporation
35093 1/2015