

British Standard Pipe Parallel (BSPP) Connection Types / Identification

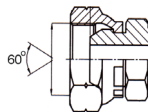
BSP threaded connections (and variations) are the most popular hydraulic connections in the world. BSP connections are divided into two main types: *British Standard Pipe Parallel* and *British Standard Pipe Tapered*.

Pages B1 through B23 include BSPP 60° seat, BSPP Female Solid, BSPP “Flat Face” and BSPP Gauge connectors. The next series of pages (G) contains BSPP Port (Washer / O-Ring) connectors.

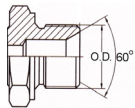
BSPT connectors adapting to *BSPP* will be included in pages B11 and B12, with most other BSPT connectors on pages T1 through T7.

Measurement Procedure

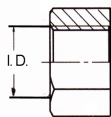
1. With calipers, measure the O.D. (outer diameter) of the Male threads or the I.D. (inner diameter) of the Female threads.
2. Check the thread pitch with the thread pitch gauges.
3. Check the cone seat angle (30° / 60°) with the seat angle gauge (for internal sealing– not port).
4. Compare measurements against chart.



BSPP 60° Cone Seat Female



BSPP 60° Seat Male



BSPP Female Solid

Dash Size	Nominal Size	Thread Pitch	Male Thread O.D. (Inches)		Female Thread I.D. (Inches)	
2	1/8	28	.375	3/8	.344	11/32
4	1/4	19	.531	17/32	.469	7/16
6	3/8	19	.656	21/32	.594	19/32
8	1/2	14	.813	13/16	.750	3/4
10	5/8	14	.906	29/32	.813	13/16
12	3/4	14	1.031	1 1/32	.969	15/16
16	1	11	1.344	1 15/16	1.219	1 13/16
20	1¼	11	1.656	1 21/32	1.531	1 17/32
24	1½	11	1.875	1 7/8	1.781	1 25/32
32	2	11	2.334	2 11/32	2.219	2 7/32
40	2½	8	2.950	2 61/64	2.860	2 55/64
48	3	8	3.460	3 29/64	3.360	3 23/64

Contents of page series **B**

BSPP (60° Seat & Female Solid)	B1
<i>Converted to</i> ○ BSPT.....	B10
<i>Converted to</i> ○ NPT.....	B12
<i>Converted to</i> ○ SAE O-Ring.....	B13
<i>Converted to</i> ○ JIC.....	B16
<i>Converted to</i> ○ ORFS.....	B19
<i>Converted to</i> ○ Metric (60° Seat / Female Solid / Port Connection).....	B20
<i>Converted to</i> ○ BSPP “Flat Face”.....	B22
<i>Converted to</i> ○ BSPP Gauge Connection.....	B22

BSPP Cap (60° Cone Seat)



Part Number	BSPP
0CB-02	1/8-28
0CB-04	1/4-19
0CB-06	3/8-19
0CB-08	1/2-14
0CB-10	5/8-14
0CB-12	3/4-14
0CB-16	1-11
0CB-20	1¼-11
0CB-24	1½-11
0CB-32	2-11

BSPP Dual Purpose Plug (60° Cone Seat / Captive Seal)



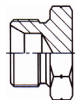
Part Number	BSPP
0PB-02WD	1/8-28
0PB-04WD	1/4-19
0PB-06WD	3/8-19
0PB-08WD	1/2-14
0PB-12WD	3/4-14
0PB-16WD	1-11
0PB-20WD	1¼-11
0PB-24WD	1½-11
0PB-32WD	2-11

10BB series continued from last column



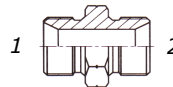
Part Number	BSPP	BSPP
10BB-16-04	1-11	1/4-19
10BB-16-06	1-11	3/8-19
10BB-16-08	1-11	1/2-14
10BB-16-10	1-11	5/8-14
10BB-16-12	1-11	3/4-14
10BB-16-16	1-11	1-11
10BB-20-06	1¼-11	3/8-19
10BB-20-08	1¼-11	1/2-14
10BB-20-10	1¼-11	5/8-14
10BB-20-12	1¼-11	3/4-14
10BB-20-16	1¼-11	1-11
10BB-20-20	1¼-11	1¼-11
10BB-24-08	1½-11	1/2-14
10BB-24-10	1½-11	5/8-14
10BB-24-12	1½-11	3/4-14
10BB-24-16	1½-11	1-11
10BB-24-20	1½-11	1¼-11
10BB-24-24	1½-11	1½-11
10BB-32-12	2-11	3/4-14
10BB-32-16	2-11	1-11
10BB-32-20	2-11	1¼-11
10BB-32-24	2-11	1½-11
10BB-32-32	2-11	2-11
10BB-40-20	2½-11	1¼-11
10BB-40-24	2½-11	1½-11
10BB-40-32	2½-11	2-11
10BB-40-40	2½-11	2½-11
10BB-48-32	3-11	2-11
10BB-48-40	3-11	2½-11
10BB-48-48	3-11	3-11
10BB-64-32	4-11	2-11
10BB-64-40	4-11	2½-11
10BB-64-48	4-11	3-11
10BB-64-64	4-11	4-11

BSPP Plug (60° Cone Seat)



Part Number	BSPP
0PB-02	1/8-28
0PB-04	1/4-19
0PB-06	3/8-19
0PB-08	1/2-14
0PB-10	5/8-14
0PB-12	3/4-14
0PB-16	1-11
0PB-20	1¼-11
0PB-24	1½-11
0PB-32	2-11
0PB-40	2½-11

BSPP Male Nipple (60° Seats Both Ends)



Part Number	BSPP	BSPP
10BB-02-02	1/8-28	1/8-28
10BB-04-02	1/4-19	1/8-28
10BB-04-04	1/4-19	1/4-19
10BB-06-02	3/8-19	1/8-28
10BB-06-04	3/8-19	1/4-19
10BB-06-06	3/8-19	3/8-19
10BB-08-02	1/2-14	1/8-28
10BB-08-04	1/2-14	1/4-19
10BB-08-06	1/2-14	3/8-19
10BB-08-08	1/2-14	1/2-14
10BB-10-04	5/8-14	1/4-19
10BB-10-06	5/8-14	3/8-19
10BB-10-08	5/8-14	1/2-14
10BB-10-10	5/8-14	5/8-14
10BB-12-04	3/4-14	1/4-19
10BB-12-06	3/4-14	3/8-19
10BB-12-08	3/4-14	1/2-14
10BB-12-10	3/4-14	5/8-14
10BB-12-12	3/4-14	3/4-14

10BB series continued on next column



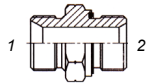
For BSPP Port Plug see page G1

Add BBS Series Bonded Seal to Male BSPP for Port Connection
Page R10 Reference



BSPP Male Dual Purpose Nipple Cone / Port

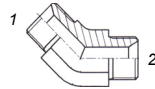
(60° Seats with Captive Seal One End)



Part Number	BSPP	BSPP
10BB-02-02-WD	1/8-28	1/8-28
10BB-02-04-WD	1/8-28	1/4-19
10BB-02-06-WD	1/8-28	3/8-19
10BB-02-08-WD	1/8-28	1/2-14
10BB-04-02-WD	1/4-19	1/8-28
10BB-04-04-WD	1/4-19	1/4-19
10BB-04-06-WD	1/4-19	3/8-19
10BB-04-08-WD	1/4-19	1/2-14
10BB-06-04-WD	3/8-19	1/4-19
10BB-06-06-WD	3/8-19	3/8-19
10BB-06-08-WD	3/8-19	1/2-14
10BB-06-12-WD	3/8-19	3/4-14
10BB-08-06-WD	1/2-14	3/8-19
10BB-08-08-WD	1/2-14	1/2-14
10BB-08-12-WD	1/2-14	3/4-14
10BB-08-16-WD	1/2-14	1-11
10BB-10-12-WD	5/8-14	3/4-14
10BB-10-16-WD	5/8-14	1-11
10BB-12-08-WD	3/4-14	1/2-14
10BB-12-12-WD	3/4-14	3/4-14
10BB-12-16-WD	3/4-14	1-11
10BB-12-20-WD	3/4-14	1 1/4-11
10BB-12-24-WD	3/4-14	1 1/2-11
10BB-16-12-WD	1-11	3/4-14
10BB-16-16-WD	1-11	1-11
10BB-16-20-WD	1-11	1 1/4-11
10BB-20-16-WD	1 1/4-11	1-11
10BB-20-20-WD	1 1/4-11	1 1/4-11
10BB-20-24-WD	1 1/4-11	1 1/2-11
10BB-24-24-WD	1 1/2-11	1 1/2-11
10BB-32-32-WD	2-11	2-11

Also offered with Captive Seal on both ends

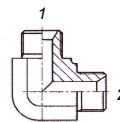
BSPP Male 45° Elbow (60° Seat Both Ends)



This series quoted upon request.

Part Number	BSPP 1	BSPP 2
14BB-02-02	1/8-28	1/8-28
14BB-04-04	1/4-19	1/4-19
14BB-06-04	3/8-19	1/4-19
14BB-06-06	3/8-19	3/8-19
14BB-08-06	1/2-14	3/8-19
14BB-08-08	1/2-14	1/2-14
14BB-10-10	5/8-14	5/8-14
14BB-12-08	3/4-14	1/2-14
14BB-12-10	3/4-14	5/8-14
14BB-12-12	3/4-14	3/4-14
14BB-16-12	1-11	3/4-14
14BB-16-16	1-11	1-11
14BB-20-16	1 1/4-11	1-11
14BB-20-20	1 1/4-11	1 1/4-11
14BB-24-20	1 1/2-11	1 1/4-11
14BB-24-24	1 1/2-11	1 1/2-11
14BB-32-32	2-11	2-11

BSPP Male 90° Elbow (60° Seat Both Ends)



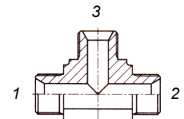
Part Number	BSPP 1	BSPP 2
19BB-02-02	1/8-28	1/8-28
19BB-04-02	1/4-19	1/8-28
19BB-04-04	1/4-19	1/4-19
19BB-06-04	3/8-19	1/4-19
19BB-06-06	3/8-19	3/8-19
19BB-08-06	1/2-14	3/8-19
19BB-08-08	1/2-14	1/2-14
19BB-10-10	5/8-14	5/8-14
19BB-12-08	3/4-14	1/2-14
19BB-12-10	3/4-14	5/8-14
19BB-12-12	3/4-14	3/4-14
19BB-16-12	1-11	3/4-14
19BB-16-16	1-11	1-11

19BB series continued next column

19BB series continued from last column



BSPP Male Union Tee* (60° Seat All Ends)



Part Number	BSPP 1	BSPP 2	BSPP 3
ABBB-02-02-02	1/8-28	1/8-28	1/8-28
ABBB-04-04-04	1/4-19	1/4-19	1/4-19
ABBB-04-04-06	1/4-19	1/4-19	3/8-19
ABBB-04-04-10	1/4-19	1/4-19	5/8-14
ABBB-04-12-16	1/4-19	3/4-14	1-11
ABBB-06-06-04	3/8-19	3/8-19	1/4-19
ABBB-06-06-06	3/8-19	3/8-19	3/8-19
ABBB-06-06-08	3/8-19	3/8-19	1/2-14
ABBB-08-08-04	1/2-14	1/2-14	1/4-19
ABBB-08-08-06	1/2-14	1/2-14	3/8-19
ABBB-08-08-08	1/2-14	1/2-14	1/2-14
ABBB-08-08-12	1/2-14	1/2-14	3/4-14
ABBB-10-10-10	5/8-14	5/8-14	5/8-14
ABBB-10-10-12	5/8-14	5/8-14	3/4-14
ABBB-12-12-04	3/4-14	3/4-14	1/4-19
ABBB-12-12-06	3/4-14	3/4-14	3/8-19
ABBB-12-08-12	3/4-14	1/2-14	3/4-14
ABBB-12-08-16	3/4-14	1/2-14	1-11
ABBB-12-12-08	3/4-14	3/4-14	1/2-14
ABBB-12-12-12	3/4-14	3/4-14	3/4-14
ABBB-12-12-16	3/4-14	3/4-14	1-11

ABBB series continued next page

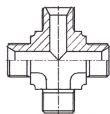
*For Male BSPP Port Version Tee
(Washer / O-Ring) see ABBG & ABGB pg. G1

ABBB series continued from last page



Part Number	BSPP	BSPP	BSPP
ABBB-16-16-08	1-11	1-11	1/2-14
ABBB-16-16-12	1-11	1-11	3/4-14
ABBB-16-16-16	1-11	1-11	1-11
ABBB-16-16-20	1-11	1-11	1¼-11
ABBB-20-16-20	1¼-11	1-11	1¼-11
ABBB-20-20-04	1¼-11	1¼-11	1/4-19
ABBB-20-20-06	1¼-11	1¼-11	3/8-19
ABBB-20-20-08	1¼-11	1¼-11	1/2-14
ABBB-20-20-12	1¼-11	1¼-11	3/4-14
ABBB-20-20-16	1¼-11	1¼-11	1-11
ABBB-20-20-20	1¼-11	1¼-11	1¼-11
ABBB-24-24-24	1½-11	1½-11	1½-11
ABBB-32-32-32	1½-11	1½-11	1½-11


BSPP Male Union Cross (60° Seat All Ends)



This series quoted upon request

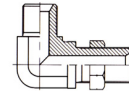
Part Number	BSPP (All Ends)
XBBBB-04-04-04-04	1/4-19
XBBBB-06-06-06-06	3/8-19
XBBBB-08-08-08-08	1/2-14
XBBBB-10-10-10-10	5/8-14
XBBBB-12-12-12-12	3/4-14
XBBBB-16-16-16-16	1-11
XBBBB-20-20-20-20	1¼-11
XBBBB-24-24-24-24	1½-11

BSPP Male Bulkhead Union With Lock Nut (60° Seat Both Ends)



Part Number	BSPP	BSPP
60BB-02-02-LN	1/8-28	1/8-28
60BB-04-04-LN	1/4-19	1/4-19
60BB-04-06-LN	1/4-19	3/8-19
60BB-06-04-LN	3/8-19	1/4-19
60BB-06-06-LN	3/8-19	3/8-19
60BB-06-08-LN	3/8-19	1/2-14
60BB-08-06-LN	1/2-14	3/8-19
60BB-08-08-LN	1/2-14	1/2-14
60BB-08-12-LN	1/2-14	1-11
60BB-10-10-LN	5/8-14	5/8-14
60BB-12-08-LN	3/4-14	1/2-14
60BB-12-12-LN	3/4-14	3/4-14
60BB-12-16-LN	3/4-16	1-11
60BB-16-16-LN	1-11	1-11
60BB-20-20-LN	1¼-11	1¼-11
60BB-24-24-LN	1½-11	1½-11
60BB-32-32-LN	2-11	2-11

BSPP Male Bulkhead Union 90° Elbow w/ Locknut (60° Seats)



This series quoted upon request

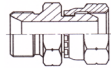
Part Number	BSPP	BSPP
69BB-02-02-LN	1/8-28	1/8-28
69BB-04-04-LN	1/4-19	1/4-19
69BB-04-06-LN	1/4-19	3/8-19
69BB-06-06-LN	3/8-19	3/8-19
69BB-06-08-LN	3/8-19	1/2-14
69BB-08-06-LN	1/2-14	3/8-19
69BB-08-08-LN	1/2-14	1/2-14
69BB-08-16-LN	1/2-14	1-11
69BB-10-10-LN	5/8-14	5/8-14
69BB-12-08-LN	3/4-14	1/2-14
69BB-12-12-LN	3/4-14	3/4-14
69BB-12-16-LN	3/4-14	1-11
69BB-16-16-LN	1-11	1-11
69BB-20-20-LN	1¼-11	1¼-11

BSPP Bulkhead Locknut



Part Number	BSPP
0LNB-02	1/8-28
0LNB-04	1/4-19
0LNB-06	3/8-19
0LNB-08	1/2-14
0LNB-10	5/8-14
0LNB-12	3/4-14
0LNB-16	1-11
0LNB-20	1¼-11
0LNB-24	1½-11
0LNB-32	2-11

BSPP Male to Female Swivel (Both 60° seats)



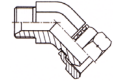
20BB series continued from last column



Part Number	BSPP	BSPP
20BB-02-02	1/8-28	1/8-28
20BB-02-04	1/8-28	1/4-19
20BB-02-06	1/8-28	3/8-19
20BB-02-08	1/8-28	1/2-14
20BB-04-02	1/4-19	1/8-28
20BB-04-04	1/4-19	1/4-19
20BB-04-06	1/4-19	3/8-19
20BB-04-08	1/4-19	1/2-14
20BB-04-10	1/4-19	5/8-14
20BB-04-12	1/4-19	3/4-14
20BB-06-02	3/8-19	1/8-28
20BB-06-04	3/8-19	1/4-19
20BB-06-06	3/8-19	3/8-19
20BB-06-08	3/8-19	1/2-14
20BB-06-10	3/8-19	5/8-14
20BB-06-12	3/8-19	3/4-14
20BB-06-16	3/8-19	1-11
20BB-08-02	1/2-14	1/8-28
20BB-08-04	1/2-14	1/4-19
20BB-08-06	1/2-14	3/8-19
20BB-08-08	1/2-14	1/2-14
20BB-08-10	1/2-14	5/8-14
20BB-08-12	1/2-14	3/4-14
20BB-08-16	1/2-14	1-11
20BB-10-02	5/8-14	1/8-28
20BB-10-04	5/8-14	1/4-19
20BB-10-06	5/8-14	3/8-19
20BB-10-08	5/8-14	1/2-14
20BB-10-10	5/8-14	5/8-14
20BB-10-12	5/8-14	3/4-14
20BB-10-16	5/8-14	1-11
20BB-12-04	3/4-14	1/4-19
20BB-12-06	3/4-14	3/8-19
20BB-12-08	3/4-14	1/2-14
20BB-12-10	3/4-14	5/8-14
20BB-12-12	3/4-14	3/4-14
20BB-12-16	3/4-14	1-11

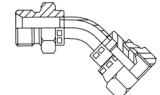
20BB series continued next column

BSPP Male to Female Swivel 45° Elbow (Both 60° Seats)



Part Number	BSPP	BSPP
24BB-02-02	1/8-28	1/8-28
24BB-04-04	1/4-19	1/4-19
24BB-04-06	1/4-19	3/8-19
24BB-06-04	3/8-19	1/4-19
24BB-06-06	3/8-19	3/8-19
24BB-06-08	3/8-19	1/2-14
24BB-08-06	1/2-14	3/8-19
24BB-08-08	1/2-14	1/2-14
24BB-08-12	1/2-14	3/4-14
24BB-10-08	5/8-14	1/2-14
24BB-10-12	5/8-14	3/4-14
24BB-12-08	3/4-14	1/2-14
24BB-12-12	3/4-14	3/4-14
24BB-12-16	3/4-14	1-11
24BB-16-12	3/4-14	3/4-14
24BB-16-16	3/4-14	1-11
24BB-16-20	3/4-14	1 1/4-11
24BB-20-20	1 1/4-11	1 1/4-11
24BB-20-24	1 1/4-11	1 1/2-11
24BB-24-24	1 1/2-11	1 1/2-11
24BB-24-32	1 1/2-11	2-11
24BB-32-16	2-11	1-11
24BB-32-20	2-11	1 1/4-11
24BB-32-24	2-11	1
24BB-32-32	2-11	2-11
24BB-32-48	2-11	3-11

BSPP Male to Female Swivel 45° Swept Elbow - Tube Type (Both 60° Seats)



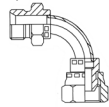
Part Number	BSPP	BSPP
24BB-04-04-T	1/4-19	1/4-19
24BB-06-06-T	3/8-19	3/8-19
24BB-08-08-T	1/2-14	1/2-14
24BB-10-10-T	5/8-14	5/8-14
24BB-12-12-T	3/4-14	3/4-14
24BB-16-16-T	1-11	1-11
24BB-20-20-T	1 1/4-11	1 1/4-11

BSPP Male to Female Swivel 90° Elbow (Both 60° Seats)



Part Number	BSPP	BSPP
29BB-02-02	1/8-28	1/8-28
29BB-04-04	1/4-19	1/4-19
29BB-04-06	1/4-19	3/8-19
29BB-06-04	3/8-19	1/4-19
29BB-06-06	3/8-19	3/8-19
29BB-06-08	3/8-19	1/2-14
29BB-08-06	1/2-14	3/8-19
29BB-08-08	1/2-14	1/2-14
29BB-08-10	1/2-14	5/8-14
29BB-08-12	1/2-14	3/4-14
29BB-08-16	1/2-14	1-11
29BB-10-08	5/8-14	1/2-14
29BB-10-10	5/8-14	5/8-14
29BB-10-12	5/8-14	3/4-14
29BB-12-08	3/4-14	1/2-14
29BB-12-12	3/4-14	3/4-14
29BB-12-16	3/4-14	1-11
29BB-16-12	1-11	3/4-14
29BB-16-16	1-11	1-11
29BB-16-20	1-11	1 1/4-11
29BB-20-16	1 1/4-11	1-11
29BB-20-20	1 1/4-11	1 1/4-11
29BB-20-24	1 1/4-11	1 1/2-11
29BB-24-24	1 1/2-11	1 1/2-11
29BB-32-32	2-11	2-11

BSPP Male to Female Swivel 90° Swept Elbow - Tube Type (Both 60° Seats)



Part Number	BSPP	BSPP
29BB-04-04-T	1/4-19	1/4-19
29BB-06-06-T	3/8-19	3/8-19
29BB-08-08-T	1/2-14	1/2-14
29BB-10-10-T	5/8-14	5/8-14
29BB-12-12-T	3/4-14	3/4-14

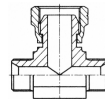
29BB-T series continued next column

29BB-T series continued from last column



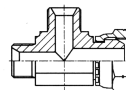
Part Number	BSPP	BSPP
29BB-16-16-T	1-11	1-11
29BB-20-20-T	1 1/4-11	1 1/4-11
29BB-24-24-T	1 1/2-11	1 1/2-11
29BB-32-32-T	2-11	2-11

BSPP Female Swivel Branch Tee (All 60° Cone Seats)



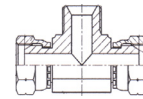
Part Number	BSPP	BSPP	BSPP
BBBB-02-02-02	1/8-28	1/8-28	1/8-28
BBBB-04-04-04	1/4-19	1/4-19	1/4-19
BBBB-06-06-06	3/8-19	3/8-19	3/8-19
BBBB-08-08-08	1/2-14	1/2-14	1/2-14
BBBB-10-10-10	5/8-14	5/8-14	5/8-14
BBBB-12-12-12	3/4-14	3/4-14	3/4-14
BBBB-16-16-16	1-11	1-11	1-11
BBBB-20-20-20	1 1/4-11	1 1/4-11	1 1/4-11
BBBB-24-24-24	1 1/2-11	1 1/2-11	1 1/2-11
BBBB-32-32-32	2-11	2-11	2-11

BSPP Female Swivel Run Tee (All 60° Cone Seats)



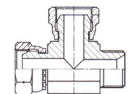
Part Number	BSPP	BSPP	BSPP
CBBB-02-02-02	1/8-28	1/8-28	1/8-28
CBBB-04-04-04	1/4-19	1/4-19	1/4-19
CBBB-06-06-06	3/8-19	3/8-19	3/8-19
CBBB-08-08-08	1/2-14	1/2-14	1/2-14
CBBB-10-10-10	5/8-14	5/8-14	5/8-14
CBBB-12-12-12	3/4-14	3/4-14	3/4-14
CBBB-16-16-16	1-11	1-11	1-11
CBBB-20-20-20	1 1/4-11	1 1/4-11	1 1/4-11
CBBB-24-24-24	1 1/2-11	1 1/2-11	1 1/2-11
CBBB-32-32-32	2-11	2-11	2-11

BSPP Male Branch Tee (All 60° Cone Seats)



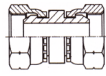
Part Number	BSPP	BSPP	BSPP
EBBB-02-02-02	1/8-28	1/8-28	1/8-28
EBBB-04-04-04	1/4-19	1/4-19	1/4-19
EBBB-06-06-06	3/8-19	3/8-19	3/8-19
EBBB-08-08-08	1/2-14	1/2-14	1/2-14
EBBB-10-10-10	5/8-14	5/8-14	5/8-14
EBBB-12-12-12	3/4-14	3/4-14	3/4-14
EBBB-16-16-16	1-11	1-11	1-11
EBBB-20-20-20	1 1/4-11	1 1/4-11	1 1/4-11
EBBB-24-24-24	1 1/2-11	1 1/2-11	1 1/2-11
EBBB-32-32-32	2-11	2-11	2-11

BSPP Male Run Tee (All 60° Cone Seats)



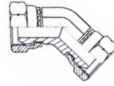
Part Number	BSPP	BSPP	BSPP
FBBB-02-02-02	1/8-28	1/8-28	1/8-28
FBBB-04-04-04	1/4-19	1/4-19	1/4-19
FBBB-06-06-06	3/8-19	3/8-19	3/8-19
FBBB-08-08-08	1/2-14	1/2-14	1/2-14
FBBB-10-10-10	5/8-14	5/8-14	5/8-14
FBBB-12-12-12	3/4-14	3/4-14	3/4-14
FBBB-16-16-16	1-11	1-11	1-11
FBBB-20-20-20	1 1/4-11	1 1/4-11	1 1/4-11
FBBB-24-24-24	1 1/2-11	1 1/2-11	1 1/2-11
FBBB-32-32-32	2-11	2-11	2-11

BSPP Female Swivel Union (60° Cone Seats)



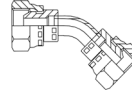
Part Number	BSPP	BSPP
30BB-02-02	1/8-28	1/8-28
30BB-04-02	1/4-19	1/8-28
30BB-04-04	1/4-19	1/4-19
30BB-06-02	3/8-19	1/8-28
30BB-06-04	3/8-19	1/4-19
30BB-06-06	3/8-19	3/8-19
30BB-08-04	1/2-14	1/4-19
30BB-08-06	1/2-14	3/8-19
30BB-08-08	1/2-14	1/2-14
30BB-10-06	5/8-14	3/8-19
30BB-10-08	5/8-14	1/2-14
30BB-10-10	5/8-14	5/8-14
30BB-12-04	3/4-14	1/4-19
30BB-12-06	3/4-14	3/8-19
30BB-12-08	3/4-14	1/2-14
30BB-12-10	3/4-14	5/8-14
30BB-12-12	3/4-14	3/4-14
30BB-16-08	1-11	1/2-14
30BB-16-12	1-11	3/4-14
30BB-16-16	1-11	1-11
30BB-20-16	1 1/4-11	1-11
30BB-20-20	1 1/4-11	1 1/4-11
30BB-24-16	1 1/2-11	1-11
30BB-24-20	1 1/2-11	1 1/4-11
30BB-24-24	1 1/2-11	1 1/2-11
30BB-32-24	2-11	1 1/2-11
30BB-32-32	2-11	2-11

BSPP Female Swivel Union 45° Elbow (60° Cone Seats)



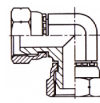
Part Number	BSPP	BSPP
34BB-04-04	1/4-19	1/4-19
34BB-06-06	3/8-19	3/8-19
34BB-08-08	1/2-14	1/2-14
34BB-12-12	3/4-14	3/4-14
34BB-16-16	1-11	1-11
34BB-20-20	1 1/4-11	1 1/4-11

BSPP Female Swivel Union 45° Swept Elbow - Tube Type (60° Cone Seats)



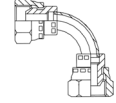
Part Number	BSPP	BSPP
34BB-04-04-T	1/4-19	1/4-19
34BB-06-06-T	3/8-19	3/8-19
34BB-08-08-T	1/2-14	1/2-14
34BB-12-12-T	3/4-14	3/4-14
34BB-16-16-T	1-11	1-11
34BB-20-20-T	1 1/4-11	1 1/4-11

BSPP Female Swivel Union 90° Elbow (60° Cone Seats)



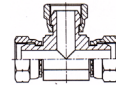
Part Number	BSPP	BSPP
39BB-02-02	1/8-28	1/8-28
39BB-04-04	1/4-19	1/4-19
39BB-06-06	3/8-19	3/8-19
39BB-08-08	1/2-14	1/2-14
39BB-10-10	5/8-14	5/8-14
39BB-12-12	3/4-14	3/4-14
39BB-16-16	1-11	1-11
39BB-20-20	1 1/4-11	1 1/4-11
39BB-24-24	1 1/2-11	1 1/2-11
39BB-32-32	2-11	2-11

BSPP Female Swivel Union 90° Swept Elbow - Tube Type (60° Cone Seats)



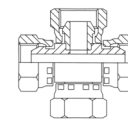
Part Number	BSPP	BSPP
39BB-04-04-T	1/4-19	1/4-19
39BB-06-06-T	3/8-19	3/8-19
39BB-08-08-T	1/2-14	1/2-14
39BB-10-10-T	5/8-14	5/8-14
39BB-12-12-T	3/4-14	3/4-14
39BB-16-16-T	1-11	1-11
39BB-20-20-T	1 1/4-11	1 1/4-11
39BB-24-24-T	1 1/2-11	1 1/2-11

Female BSPP Swivel Union Tee (60° Cone Seats)



Part Number	BSPP	BSPP	BSPP
DBBB-02-02-02	1/8-28	1/8-28	1/8-28
DBBB-04-04-04	1/4-19	1/4-19	1/4-19
DBBB-06-06-06	3/8-19	3/8-19	3/8-19
DBBB-08-08-08	1/2-14	1/2-14	1/2-14
DBBB-10-10-10	5/8-14	5/8-14	5/8-14
DBBB-12-12-12	3/4-14	3/4-14	3/4-14
DBBB-16-16-16	1-11	1-11	1-11
DBBB-20-20-20	1 1/4-11	1 1/4-11	1 1/4-11
DBBB-24-24-24	1 1/2-11	1 1/2-11	1 1/2-11
DBBB-32-32-32	2-11	2-11	2-11

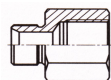
Female BSPP Swivel Union CROSS (60° Cone Seats)



Part Number	BSPP
YB-02	1/8-28
YB-04	1/4-19
YB-06	3/8-19
YB-08	1/2-14
YB-10	5/8-14
YB-12	3/4-14
YB-16	1-11

BSPP Male to Female Solid

(Male - 60° Seat / Female - External Sealing)

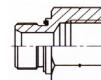


50BB series continued from last column



BSPP Male to Female Solid

Male - 60° Seat & Captive Seal
Female - External Sealing



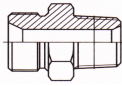
Part Number	BSPP	BSPP
50BB-02-02	1/8-28	1/8-28
50BB-02-04	1/8-28	1/4-19
50BB-02-06	1/8-28	3/8-19
50BB-02-08	1/8-28	1/2-14
50BB-04-02	1/4-19	1/8-28
50BB-04-04	1/4-19	1/4-19
50BB-04-06	1/4-19	3/8-19
50BB-04-08	1/4-19	1/2-14
50BB-04-12	1/4-19	3/4-14
50BB-06-02	3/8-19	1/8-28
50BB-06-04	3/8-19	1/4-19
50BB-06-06	3/8-19	3/8-19
50BB-06-08	3/8-19	1/2-14
50BB-06-12	3/8-19	3/4-14
50BB-06-16	3/8-19	1-11
50BB-08-02	1/2-14	1/8-28
50BB-08-04	1/2-14	1/4-19
50BB-08-06	1/2-14	3/8-19
50BB-08-08	1/2-14	1/2-14
50BB-08-12	1/2-14	3/4-14
50BB-08-16	1/2-14	1-11
50BB-08-20	1/2-14	1 1/4-11
50BB-10-08	5/8-14	1/2-14
50BB-10-12	5/8-14	3/4-14
50BB-12-04	3/4-14	1/4-19
50BB-12-06	3/4-14	3/8-19
50BB-12-08	3/4-14	1/2-14
50BB-12-10	3/4-14	5/8-14
50BB-12-12	3/4-14	3/4-14
50BB-12-16	3/4-14	1-11
50BB-12-20	3/4-14	1 1/4-11
50BB-12-24	3/4-14	1 1/2-11
50BB-16-04	1-11	1/4-19
50BB-16-06	1-11	3/8-19
50BB-16-08	1-11	1/2-14
50BB-16-12	1-11	3/4-14

Part Number	BSPP	BSPP
50BB-16-16	1-11	1-11
50BB-16-20	1-11	1 1/4-11
50BB-16-24	1-11	1 1/2-11
50BB-16-32	1-11	2-11
50BB-16-48	1-11	3-11
50BB-20-08	1 1/4-11	1/2-14
50BB-20-12	1 1/4-11	3/4-14
50BB-20-16	1 1/4-11	1-11
50BB-20-20	1 1/4-11	1 1/4-11
50BB-20-24	1 1/4-11	1 1/2-11
50BB-20-32	1 1/4-11	2-11
50BB-24-08	1 1/2-11	1/2-14
50BB-24-12	1 1/2-11	3/4-14
50BB-24-16	1 1/2-11	1-11
50BB-24-20	1 1/2-11	1 1/4-11
50BB-24-24	1 1/2-11	1 1/2-11
50BB-24-32	1 1/2-11	2-11
50BB-32-04	2-11	1/4-19
50BB-32-06	2-11	3/8-19
50BB-32-08	2-11	1/2-14
50BB-32-12	2-11	3/4-14
50BB-32-16	2-11	1-11
50BB-32-20	2-11	1 1/4-11
50BB-32-24	2-11	1 1/2-11
50BB-32-32	2-11	2-11
50BB-32-40	2-11	2 1/2-11
50BB-40-24	2 1/2-11	1 1/2-11
50BB-40-32	2 1/2-11	2-11
50BB-40-40	2 1/2-11	2 1/2-11
50BB-48-24	3-11	1 1/2-11
50BB-48-32	3-11	2-11
50BB-64-48	4-11	3-11

Part Number	BSPP	BSPP
50BB-02-04WD	1/8-28	1/4-19
50BB-02-06WD	1/8-28	3/8-19
50BB-04-02WD	1/4-19	1/8-28
50BB-04-06WD	1/4-19	3/8-19
50BB-04-08WD	1/4-19	1/2-14
50BB-04-12WD	1/4-19	3/4-14
50BB-06-02WD	3/8-19	1/8-28
50BB-06-04WD	3/8-19	1/4-19
50BB-06-08WD	3/8-19	1/2-14
50BB-06-12WD	3/8-19	3/4-14
50BB-08-02WD	1/2-14	1/8-28
50BB-08-04WD	1/2-14	1/4-19
50BB-08-06WD	1/2-14	3/8-19
50BB-08-12WD	1/2-14	3/4-14
50BB-08-16WD	1/2-14	1-11
50BB-08-20WD	1/2-14	1 1/4-11
50BB-12-04WD	3/4-14	1/4-19
50BB-12-06WD	3/4-14	3/8-19
50BB-12-08WD	3/4-14	1/2-14
50BB-12-16WD	3/4-14	1-11
50BB-12-20WD	3/4-14	1 1/4-11
50BB-12-24WD	3/4-14	1 1/2-11
50BB-16-08WD	1-11	1/2-14
50BB-16-12WD	1-11	3/4-14
50BB-16-20WD	1-11	1 1/4-11
50BB-16-24WD	1-11	1 1/2-11
50BB-20-08WD	1 1/4-11	1/2-14
50BB-20-12WD	1 1/4-11	3/4-14
50BB-20-16WD	1 1/4-11	1-11
50BB-20-24WD	1 1/4-11	1 1/2-11
50BB-20-32WD	1 1/4-11	2-11
50BB-24-08WD	1 1/2-11	1/2-14
50BB-24-12WD	1 1/2-11	3/4-14
50BB-24-16WD	1 1/2-11	1-11
50BB-24-20WD	1 1/2-11	1 1/4-11
50BB-24-32WD	1 1/2-11	2-11

50BB series continued next column

Male BSPP to Male BSPT Nipple



Part Number	BSPP	BSPT
10BT-02-02	1/8-28	1/8-28
10BT-02-04	1/8-28	1/4-19
10BT-02-06	1/8-28	3/8-19
10BT-04-02	1/4-19	1/8-28
10BT-04-04	1/4-19	1/4-19
10BT-04-06	1/4-19	3/8-19
10BT-04-08	1/4-19	1/2-14
10BT-06-02	3/8-19	1/8-28
10BT-06-04	3/8-19	1/4-19
10BT-06-06	3/8-19	3/8-19
10BT-06-08	3/8-19	1/2-14
10BT-06-12	3/8-19	3/4-14
10BT-06-16	3/8-19	1-11
10BT-08-04	1/2-14	1/4-19
10BT-08-06	1/2-14	3/8-19
10BT-08-08	1/2-14	1/2-14
10BT-08-10	1/2-14	5/8-14
10BT-08-12	1/2-14	3/4-14
10BT-08-16	1/2-14	1-11
10BT-10-06	5/8-14	3/8-19
10BT-10-08	5/8-14	1/2-14
10BT-10-10	5/8-14	5/8-14
10BT-10-12	5/8-14	3/4-14
10BT-12-04	3/4-14	1/4-19
10BT-12-06	3/4-14	3/8-19
10BT-12-08	3/4-14	1/2-14
10BT-12-12	3/4-14	3/4-14
10BT-12-16	3/4-14	1-11
10BT-12-20	3/4-14	1 1/4-11
10BT-16-08	1-11	1/2-14
10BT-16-12	1-11	3/4-14
10BT-16-16	1-11	1-11
10BT-16-20	1-11	1 1/4-11
10BT-16-24	1-11	1 1/2-11
10BT-16-32	1-11	2-11
10BT-20-12	1 1/4-11	3/4-14
10BT-20-16	1 1/4-11	1-11

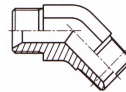
10BT series continued next column

10BT series continued from last column



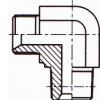
Part Number	BSPP	BSPT
10BT-20-20	1 1/4-11	1 1/4-11
10BT-20-24	1 1/4-11	1 1/2-11
10BT-20-32	1 1/4-11	2-11
10BT-24-16	1 1/2-11	1-11
10BT-24-20	1 1/2-11	1 1/4-11
10BT-24-24	1 1/2-11	1 1/2-11
10BT-24-32	1 1/2-11	2-11
10BT-32-24	2-11	1 1/2-11
10BT-32-32	2-11	2-11
10BT-40-40	2 1/2-11	2 1/2-11
10BT-48-48	3-11	3-11

BSPP Male to BSPT Male 45° Elbow



Part Number	BSPP	BSPT
14BT-04-02	1/4-19	1/8-28
14BT-04-04	1/4-19	1/4-19
14BT-04-06	1/4-19	3/8-19
14BT-06-04	3/8-19	1/4-19
14BT-06-06	3/8-19	3/8-19
14BT-08-06	1/2-14	3/8-19
14BT-08-08	1/2-14	1/2-14
14BT-12-12	3/4-14	3/4-14
14BT-16-16	1-11	1-11

Male BSPP to Male BSPT 90° Elbow



Part Number	BSPP	BSPT
19BT-02-02	1/8-28	1/8-28
19BT-02-04	1/8-28	1/4-19
19BT-04-02	1/4-19	1/8-28

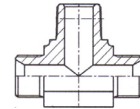
19BT series continued next column

19BT series continued from last column



Part Number	BSPP	BSPT
19BT-04-04	1/4-19	1/4-19
19BT-06-04	3/8-19	1/4-19
19BT-06-06	3/8-19	3/8-19
19BT-08-06	1/2-14	3/8-19
19BT-08-08	1/2-14	1/2-14
19BT-12-12	3/4-14	3/4-14
19BT-16-16	1-11	1-11
19BT-20-20	1 1/4-11	1 1/4-11
19BT-24-24	1 1/2-11	1 1/2-11
19BT-32-32	2-11	2-11

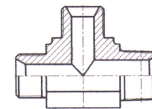
BSPP Male to BSPT Male Branch TEE



This series quoted upon request

Part Number	BSPP	BSPP	BSPT
ABBT-02-02-02	1/8-28	1/8-28	1/8-28
ABBT-04-04-04	1/4-19	1/4-19	1/4-19
ABBT-06-06-06	3/8-19	3/8-19	3/8-19
ABBT-08-08-08	1/2-14	1/2-14	1/2-14
ABBT-12-12-12	3/4-14	3/4-14	3/4-14
ABBT-16-16-16	1-11	1-11	1-11

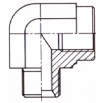
BSPP Male to BSPT Male Run TEE



This series quoted upon request

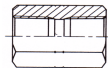
Part Number	BSPP	BSPT	BSPP
ABTB-02-02-02	1/8-28	1/8-28	1/8-28
ABTB-04-04-04	1/4-19	1/4-19	1/4-19
ABTB-06-06-06	3/8-19	3/8-19	3/8-19
ABTB-08-08-08	1/2-14	1/2-14	1/2-14
ABTB-12-12-12	3/4-14	3/4-14	3/4-14
ABTB-16-16-16	1-11	1-11	1-11

BSPP 90° Street Elbow (Male - 60° Seat / Female Solid)



Part Number	BSPP	BSPP
59BB-02-02	1/8-28	1/8-28
59BB-04-04	1/4-19	1/4-19
59BB-06-06	3/8-19	3/8-19
59BB-08-08	1/2-14	1/2-14
59BB-12-12	3/4-14	3/4-14
59BB-16-16	1-11	1-11
59BB-20-20	1¼-11	1¼-11

BSPP Female Solid Coupling



Part Number	BSPP	BSPP
70BB-02-02	1/8-28	1/8-28
70BB-04-02	1/4-19	1/8-28
70BB-04-04	1/4-19	1/4-19
70BB-06-02	3/8-19	1/8-28
70BB-06-04	3/8-19	1/4-19
70BB-06-06	3/8-19	3/8-19
70BB-08-04	1/2-14	1/4-19
70BB-08-06	1/2-14	3/8-19
70BB-08-08	1/2-14	1/2-14
70BB-10-08	5/8-14	1/2-14
70BB-10-10	5/8-14	5/8-14
70BB-12-08	3/4-14	1/2-14
70BB-12-12	3/4-14	3/4-14
70BB-16-12	1-11	3/4-14
70BB-16-16	1-11	1-11
70BB-20-16	1¼-11	1-11
70BB-20-20	1¼-11	1¼-11
70BB-24-20	1½-11	1¼-11
70BB-24-24	1½-11	1½-11
70BB-32-20	2-11	1¼-11
70BB-32-24	2-11	1½-11
70BB-32-32	2-11	2-11

BSPP Female Solid to BSPP Female Swivel (60° Seat Swivel end only)



This series quoted upon request

Part Number	BSPP	BSPP
70BB-02-02-S	1/8-28	1/8-28
70BB-04-04-S	1/4-19	1/4-19
70BB-04-06-S	1/4-19	3/8-19
70BB-06-04-S	3/8-19	1/4-19
70BB-06-06-S	3/8-19	3/8-19
70BB-06-08-S	3/8-19	1/2-14
70BB-08-06-S	1/2-14	3/8-19
70BB-08-08-S	1/2-14	1/2-14
70BB-08-10-S	1/2-14	5/8-14
70BB-08-12-S	1/2-14	3/4-14
70BB-10-08-S	5/8-14	1/2-14
70BB-12-08-S	3/4-14	1/2-14
70BB-12-12-S	3/4-14	3/4-14
70BB-12-16-S	3/4-14	1-11
70BB-16-12-S	1-11	3/4-14
70BB-16-16-S	1-11	1-11
70BB-20-20-S	1¼-11	1¼-11
70BB-24-24-S	1½-11	1½-11

BSPP Female Solid Coupling 45° Elbow



This series quoted upon request

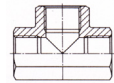
Part Number	BSPP	BSPP
74BB-02-02	1/8-28	1/8-28
74BB-04-04	1/4-19	1/4-19
74BB-06-06	3/8-19	3/8-19
74BB-08-08	1/2-14	1/2-14
74BB-12-12	3/4-14	3/4-14
74BB-16-16	1-11	1-11
74BB-20-20	1¼-11	1¼-11
74BB-24-24	1½-11	1½-11
74BB-32-32	2-11	2-11

BSPP Female Solid Coupling 90° Elbow



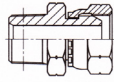
Part Number	BSPP	BSPP
79BB-02-02	1/8-28	1/8-28
79BB-04-04	1/4-19	1/4-19
79BB-06-06	3/8-19	3/8-19
79BB-08-08	1/2-14	1/2-14
79BB-12-12	3/4-14	3/4-14
79BB-16-16	1-11	1-11
79BB-20-20	1¼-11	1¼-11
79BB-24-24	1½-11	1½-11
79BB-32-32	2-11	2-11

BSPP Female Solid Tee



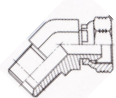

Part Number	BSPP	BSPP	BSPP
GBBB-02-02-02	1/8-28	1/8-28	1/8-28
GBBB-04-04-04	1/4-19	1/4-19	1/4-19
GBBB-06-06-06	3/8-19	3/8-19	3/8-19
GBBB-08-08-08	1/2-14	1/2-14	1/2-14
GBBB-12-12-12	3/4-14	3/4-14	3/4-14
GBBB-16-16-16	1-11	1-11	1-11
GBBB-20-20-20	1¼-11	1¼-11	1¼-11
GBBB-24-24-24	1½-11	1½-11	1½-11
GBBB-32-32-32	2-11	2-11	2-11

BSPT Male to BSPP Female Swivel



Part Number	BSPT	BSPP
20TB-02-02	1/8-28	1/8-28
20TB-04-04	1/4-19	1/4-19
20TB-06-06	3/8-19	3/8-19
20TB-08-08	1/2-14	1/2-14
20TB-12-12	3/4-14	3/4-14
20TB-16-16	1-11	1-11

BSPT Male to BSPP Female Swivel 45° Elbow



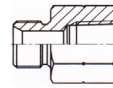
Part Number	BSPT	BSPP
24TB-02-02	1/8-28	1/8-28
24TB-04-04	1/4-19	1/4-19
24TB-06-06	3/8-19	3/8-19
24TB-08-08	1/2-14	1/2-14
24TB-12-12	3/4-14	3/4-14
24TB-16-16	1-11	1-11

BSPT Male to BSPP Female Swivel 90° Elbow



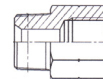

Part Number	BSPT	BSPP
29TB-02-02	1/8-28	1/8-28
29TB-04-04	1/4-19	1/4-19
29TB-06-06	3/8-19	3/8-19
29TB-08-08	1/2-14	1/2-14
29TB-12-12	3/4-14	3/4-14
29TB-16-16	1-11	1-11

BSPP Male to BSPT Female Solid



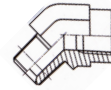
Part Number	BSPP	BSPT
50BT-02-02	1/8-28	1/8-28
50BT-04-02	1/4-19	1/8-28
50BT-04-04	1/4-19	1/4-19
50BT-06-04	3/8-19	1/4-19
50BT-06-06	3/8-19	3/8-19
50BT-08-08	1/2-14	1/2-14
50BT-12-12	3/4-14	3/4-14

BSPT Male to BSPP Female Solid



Part Number	BSPT	BSPP
50TB-02-02	1/8-28	1/8-28
50TB-02-04	1/8-28	1/4-19
50TB-04-04	1/4-19	1/4-19
50TB-04-06	1/4-19	3/8-19
50TB-06-06	3/8-19	3/8-19
50TB-06-08	3/8-19	1/2-14
50TB-08-08	1/2-14	1/2-14
50TB-08-12	1/2-14	3/4-14
50TB-12-12	3/4-14	3/4-14
50TB-12-16	3/4-14	1-11
50TB-16-16	1-11	1-11

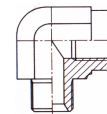
BSPT Male to BSPP Female Solid 45° Elbow



This series quoted upon request

Part Number	BSPT	BSPP
54TB-02-02	1/8-28	1/8-28
54TB-04-04	1/4-19	1/4-19
54TB-06-06	3/8-19	3/8-19
54TB-08-08	1/2-14	1/2-14
54TB-12-12	3/4-14	3/4-14
54TB-16-16	1-11	1-11

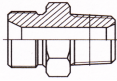
BSPT Male to BSPP Female Solid 90° Elbow



This series quoted upon request

Part Number	BSPT	BSPP
59TB-02-02	1/8-28	1/8-28
59TB-04-04	1/4-19	1/4-19
59TB-06-06	3/8-19	3/8-19
59TB-08-08	1/2-14	1/2-14
59TB-12-12	3/4-14	3/4-14
59TB-16-16	1-11	1-11

BSPP Male to NPT Male

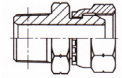



10BN series continued from last page



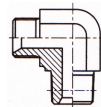
Part Number	BSPP	NPT
10BN-02-02	1/8-28	1/8-27
10BN-02-04	1/8-28	1/4-18
10BN-04-02	1/4-19	1/8-27
10BN-04-04	1/4-19	1/4-18
10BN-04-06	1/4-19	3/8-18
10BN-04-08	1/4-19	1/2-14
10BN-06-02	3/8-19	1/8-27
10BN-06-04	3/8-19	1/4-18
10BN-06-06	3/8-19	3/8-18
10BN-06-08	3/8-19	1/2-14
10BN-06-12	3/8-19	3/4-14
10BN-06-16	3/8-19	1-11½
10BN-08-04	1/2-14	1/4-18
10BN-08-06	1/2-14	3/8-18
10BN-08-08	1/2-14	1/2-14
10BN-08-12	1/2-14	3/4-14
10BN-08-16	1/2-14	1-11½
10BN-10-08	5/8-14	1/2-14
10BN-10-12	5/8-14	3/4-14
10BN-12-04	3/4-14	1/4-18
10BN-12-06	3/4-14	3/8-18
10BN-12-08	3/4-14	1/2-14
10BN-12-12	3/4-14	3/4-14
10BN-12-16	3/4-14	1-11½
10BN-12-20	3/4-14	1¼-11½
10BN-16-08	1-11	1/2-14
10BN-16-12	1-11	3/4-14
10BN-16-16	1-11	1-11½
10BN-16-20	1-11	1¼-11½
10BN-16-24	1-11	1½-11½
10BN-20-12	1¼-11	3/4-14
10BN-20-16	1¼-11	1-11½
10BN-20-20	1¼-11	1¼-11½
10BN-20-24	1¼-11	1½-11½
10BN-24-12	1½-11	3/4-14
10BN-24-16	1½-11	1-11½
10BN-24-20	1½-11	1¼-11½

NPT Male to BSPP Female Swivel



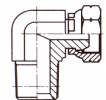
Part Number	NPT	BSPP
20NB-02-02	1/8-27	1/8-28
20NB-02-04	1/8-27	1/4-19
20NB-04-02	1/4-18	1/8-28
20NB-04-04	1/4-18	1/4-19
20NB-04-06	1/4-18	3/8-19
20NB-06-04	3/8-18	1/4-19
20NB-06-06	3/8-18	3/8-19
20NB-06-08	3/8-18	1/2-14
20NB-08-06	1/2-14	3/8-19
20NB-08-08	1/2-14	1/2-14
20NB-08-12	1/2-14	3/4-14
20NB-12-08	3/4-14	1/2-14
20NB-12-12	3/4-14	3/4-14
20NB-16-12	1-11½	3/4-14
20NB-16-16	1-11½	1-11
20NB-20-20	1¼-11½	1¼-11
20NB-24-24	1½-11½	1½-11

BSPP Male to NPT Male 90° Elbow



Part Number	BSPP	NPT
19BN-02-02	1/8-28	1/8-27
19BN-04-02	1/4-19	1/8-27
19BN-04-04	1/4-19	1/4-18
19BN-06-04	3/8-19	1/4-18
19BN-06-06	3/8-19	3/8-18
19BN-06-08	3/8-19	1/2-14
19BN-08-06	1/2-14	3/8-18
19BN-08-08	1/2-14	1/2-14
19BN-12-12	3/4-14	3/4-14
19BN-16-16	1-11	1-11½

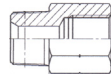

NPT Male to BSPP Female Swivel 90° Elbow



Part Number	NPT	BSPP
29NB-02-02	1/8-27	1/8-28
29NB-04-04	1/4-18	1/4-19
29NB-06-06	3/8-18	3/8-19
29NB-08-08	1/2-14	1/2-14
29NB-12-12	3/4-14	3/4-14
29NB-16-16	1-11½	1-11
29NB-20-20	1¼-11½	1¼-11
29NB-24-24	1½-11½	1½-11

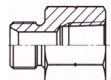
10BN series continued next column

NPT Male to BSPP Female Solid



Part Number	NPT	BSPP
50NB-02-02	1/8-27	1/8-28
50NB-04-02	1/4-18	1/8-28
50NB-04-04	1/4-18	1/4-19
50NB-06-04	3/8-18	1/4-19
50NB-06-06	3/8-18	3/8-19
50NB-08-04	1/2-14	1/4-19
50NB-08-06	1/2-14	3/8-19
50NB-08-08	1/2-14	1/2-14
50NB-12-06	3/4-14	3/8-19
50NB-12-08	3/4-14	1/2-14
50NB-12-12	3/4-14	3/4-14
50NB-16-06	1-11½	3/8-19
50NB-16-08	1-11½	1/2-14
50NB-16-12	1-11½	3/4-14
50NB-16-16	1-11½	1-11
50NB-20-16	1¼-11½	1-11
50NB-20-20	1¼-11½	1¼-11
50NB-24-16	1½-11½	1-11
50NB-24-20	1½-11½	1¼-11
50NB-24-24	1½-11½	1½-11
50NB-32-16	2-11½	1-11
50NB-32-20	2-11½	1¼-11
50NB-32-24	2-11½	1½-11
50NB-32-32	2-11½	2-11

BSPP Male to NPT Female Solid



For Port Thread Version see 50GN (pg. G2)

Part Number	BSPP	NPT
50BN-02-02	1/8-28	1/8-27
50BN-02-04	1/8-28	1/4-18
50BN-04-02	1/4-19	1/8-27
50BN-04-04	1/4-19	1/4-18
50BN-04-06	1/4-19	3/8-18

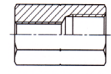
50BN series continued next column

50BN series continued from last column



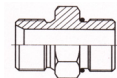
Part Number	BSPP	NPT
50BN-06-02	3/8-19	1/8-27
50BN-06-04	3/8-19	1/4-18
50BN-06-06	3/8-19	3/8-18
50BN-08-02	1/2-14	1/8-27
50BN-08-04	1/2-14	1/4-18
50BN-08-06	1/2-14	3/8-18
50BN-08-08	1/2-14	1/2-14
50BN-08-12	1/2-14	3/4-14
50BN-12-04	3/4-14	1/4-18
50BN-12-06	3/4-14	3/8-18
50BN-12-08	3/4-14	1/2-14
50BN-12-12	3/4-14	3/4-14
50BN-16-04	1-11	1/4-18
50BN-16-06	1-11	3/8-18
50BN-16-08	1-11	1/2-14
50BN-16-12	1-11	3/4-14
50BN-16-16	1-11	1-11½
50BN-20-12	1¼-11	3/4-14
50BN-20-16	1¼-11	1-11½
50BN-20-20	1¼-11	1¼-11½
50BN-24-12	1½-11	3/4-14
50BN-24-16	1½-11	1-11½
50BN-24-20	1½-11	1¼-11½
50BN-24-24	1½-11	1½-11½
50BN-32-24	2-11	1½-11½
50BN-32-32	2-11	2-11½
50BN-40-24	2½-11	1½-11½
50BN-40-32	2½-11	2-11½
50BN-40-40	2½-11	2½-8
50BN-40-48	2½-11	3-8
50BN-48-32	3-11	2-11½
50BN-48-48	3-11	3-8

NPT Female to BSPP Female Solid Coupling



Part Number	BSPP	NPT
70BN-02-02	1/8-28	1/8-27
70BN-04-04	1/4-19	1/4-18
70BN-06-06	3/8-19	3/8-18
70BN-08-08	1/2-14	1/2-14
70BN-12-12	3/4-14	3/4-14
70BN-16-16	1-11	1-11½
70BN-20-20	1¼-11	1¼-11½
70BN-24-24	1½-11	1½-11½
70BN-32-32	2-11	2-11½
70BN-40-40	2½-11	2½-8
70BN-48-48	3-11	3-8

BSPP Male to SAE O-Ring Male



Part Number	BSPP	SAE
10BO-02-04	1/8-28	7/16-20
10BO-04-04	1/4-19	7/16-20
10BO-04-05	1/4-19	1/2-20
10BO-04-06	1/4-19	9/16-18
10BO-04-08	1/4-19	3/4-16
10BO-04-10	1/4-19	7/8-14
10BO-06-04	3/8-19	7/16-20
10BO-06-05	3/8-19	1/2-20
10BO-06-06	3/8-19	9/16-18
10BO-06-08	3/8-19	3/4-16
10BO-06-10	3/8-19	7/8-14
10BO-08-05	1/2-14	1/2-20
10BO-08-06	1/2-14	9/16-18
10BO-08-08	1/2-14	3/4-16
10BO-08-10	1/2-14	7/8-14
10BO-08-12	1/2-14	11/16-12
10BO-08-16	1/2-14	15/16-12
10BO-10-08	5/8-14	3/4-16
10BO-10-10	5/8-14	7/8-14
10BO-10-12	5/8-14	11/16-12

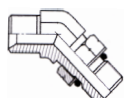

10BO series continued next page

10BO series continued from last column



Part Number	BSPP	SAE
10BO-12-08	3/4-14	3/4-16
10BO-12-10	3/4-14	7/8-14
10BO-12-12	3/4-14	1 1/16-12
10BO-12-14	3/4-14	1 3/16-12
10BO-12-16	3/4-14	1 5/16-12
10BO-12-20	3/4-14	1 5/8-12
10BO-16-10	1-11	7/8-14
10BO-16-12	1-11	1 1/16-12
10BO-16-14	1-11	1 3/16-12
10BO-16-16	1-11	1 5/16-12
10BO-16-20	1-11	1 5/8-12
10BO-20-16	1 1/4-11	1 5/16-12
10BO-20-20	1 1/4-11	1 5/8-12
10BO-24-16	1 1/2-11	1 5/16-12
10BO-24-20	1 1/2-11	1 5/8-12
10BO-24-24	1 1/2-11	1 7/8-12

BSPP Male to SAE O-Ring Male
Adjustable 45° Elbow
(Nut / Washer / O-Ring)



Part Number	BSPP	SAE
14BO-02-04	1/8-28	7/16-20
14BO-02-05	1/8-28	1/2-20
14BO-04-04	1/4-19	7/16-20
14BO-04-05	1/4-19	1/2-20
14BO-04-06	1/4-19	9/16-18
14BO-04-08	1/4-19	3/4-16
14BO-06-04	3/8-19	7/16-20
14BO-06-06	3/8-19	9/16-18
14BO-06-08	3/8-19	3/4-16
14BO-06-10	3/8-19	7/8-14
14BO-08-08	1/2-14	3/4-16
14BO-08-10	1/2-14	7/8-14
14BO-08-12	1/2-14	1 1/16-12
14BO-12-08	3/4-14	3/4-16
14BO-12-10	3/4-14	7/8-14

14BO series continued next column

14BO series continued from last column



Part Number	BSPP	SAE
14BO-12-12	3/4-14	1 1/16-12
14BO-12-16	3/4-14	1 5/16-12
14BO-16-12	1-11	1 1/16-12
14BO-16-16	1-11	1 5/16-12
14BO-16-20	1-11	1 5/8-12
14BO-20-16	1 1/4-11	1 5/16-12
14BO-20-20	1 1/4-11	1 5/8-12
14BO-20-24	1 1/4-11	1 7/8-12
14BO-24-24	1 1/2-11	1 7/8-12

BSPP Male to SAE O-Ring Male
Adjustable 90° Elbow
(Nut / Washer / O-Ring)



Part Number	BSPP	SAE
19BO-02-04	1/8-28	7/16-20
19BO-02-05	1/8-28	1/2-20
19BO-04-04	1/4-19	7/16-20
19BO-04-05	1/4-19	1/2-20
19BO-04-06	1/4-19	9/16-18
19BO-06-04	3/8-19	7/16-20
19BO-06-06	3/8-19	9/16-18
19BO-06-08	3/8-19	3/4-16
19BO-06-10	3/8-19	7/8-14
19BO-08-08	1/2-14	3/4-16
19BO-08-10	1/2-14	7/8-14
19BO-08-12	1/2-14	1 1/16-12
19BO-10-10	5/8-14	7/8-14
19BO-12-08	3/4-14	3/4-16
19BO-12-10	3/4-14	7/8-14
19BO-12-12	3/4-14	1 1/16-12
19BO-12-16	3/4-14	1 5/16-12
19BO-16-12	1-11	1 1/16-12
19BO-16-16	1-11	1 5/16-12
19BO-16-20	1-11	1 5/8-12

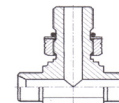
19BO series continued next column

19BO series continued from last column



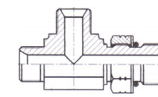

Part Number	BSPP	SAE
19BO-20-16	1 1/4-11	1 5/16-12
19BO-20-20	1 1/4-11	1 5/8-12
19BO-20-24	1 1/4-11	1 7/8-12
19BO-24-24	1 1/2-11	1 7/8-12

BSPP Male to SAE O-Ring
Male Adjustable Branch Tee
(Nut / Washer / O-Ring)



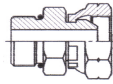

Part Number	BSPP	BSPP	SAE
ABBO-04-04-04	1/4-19	1/4-19	7/16-20
ABBO-06-06-04	3/8-19	3/8-19	7/16-20
ABBO-06-06-06	3/8-19	3/8-19	9/16-18
ABBO-08-08-06	1/2-14	1/2-14	9/16-18
ABBO-08-08-08	1/2-14	1/2-14	3/4-16
ABBO-12-12-10	3/4-14	3/4-14	7/8-14
ABBO-12-12-12	3/4-14	3/4-14	1 1/16-12
ABBO-16-16-12	1-11	1-11	1 1/16-12
ABBO-16-16-16	1-11	1-11	1 5/16-12

BSPP Male to SAE O-Ring
Male Adjustable Run Tee
(Nut / Washer / O-Ring)



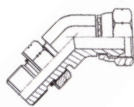
Part Number	BSPP	SAE	BSPP
ABOB-04-04-04	1/4-19	7/16-20	1/4-19
ABOB-06-04-06	3/8-19	7/16-20	3/8-19
ABOB-06-06-06	3/8-19	9/16-18	3/8-19
ABOB-08-06-08	1/2-14	9/16-18	1/2-14
ABOB-08-08-08	1/2-14	3/4-16	1/2-14
ABOB-12-10-12	3/4-14	7/8-14	3/4-14
ABOB-12-12-12	3/4-14	1 1/16-12	3/4-14
ABOB-16-12-16	1-11	1 1/16-12	1-11
ABOB-16-16-16	1-11	1 5/16-12	1-11

SAE O-Ring Male to BSPP Female Swivel



Part Number	SAE	BSPP
20OB-04-04	7/16-20	1/4-19
20OB-04-06	7/16-20	1/4-19
20OB-05-06	1/2-20	3/8-19
20OB-06-04	9/16-18	1/4-19
20OB-06-06	9/16-18	3/8-19
20OB-06-08	9/16-18	1/2-14
20OB-08-06	3/4-16	3/8-19
20OB-08-08	3/4-16	1/2-14
20OB-08-12	3/4-16	3/4-14
20OB-10-06	7/8-14	3/8-19
20OB-10-08	7/8-14	1/2-14
20OB-10-12	7/8-14	3/4-14
20OB-12-08	1 1/16-12	1/2-14
20OB-12-12	1 1/16-12	3/4-14
20OB-12-16	1 1/16-12	1-11
20OB-16-12	1 5/16-12	3/4-14
20OB-16-16	1 5/16-12	1-11
20OB-16-20	1 5/16-12	1 1/4-11
20OB-20-20	1 5/8-12	1 1/4-11
20OB-20-24	1 5/8-12	1 1/2-11
20OB-24-24	1 7/8-12	1 1/2-11

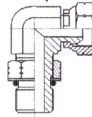
SAE O-Ring Male to BSPP Female Swivel Adjustable 45°



This series quoted upon request

Part Number	SAE	BSPP
24OB-04-04	7/16-20	1/4-19
24OB-04-06	7/16-20	3/8-19
24OB-06-04	9/16-18	1/4-19
24OB-06-06	9/16-18	3/8-19
24OB-08-08	3/4-16	1/2-14
24OB-08-06	3/4-16	3/8-19
24OB-08-12	3/4-16	3/4-14
24OB-10-08	7/8-14	1/2-14
24OB-12-12	1 1/16-12	3/4-14

SAE O-Ring Male to BSPP Fem. Adj. 90° Elbow (Nut / Washer / O-Ring)



This series quoted upon request

Part Number	SAE	BSPP
29OB-04-04	7/16-20	1/4-19
29OB-06-04	9/16-18	1/4-19
29OB-06-06	9/16-18	3/8-19
29OB-06-08	9/16-18	1/2-14
29OB-08-06	3/4-16	3/8-19
29OB-08-08	3/4-16	1/2-14
29OB-08-10	3/4-16	5/8-14
29OB-08-12	3/4-16	3/4-14
29OB-10-08	7/8-14	1/2-14
29OB-12-08	1 1/16-12	1/2-14
29OB-12-12	1 1/16-12	3/4-14
29OB-16-16	1 5/16-12	1-11
29OB-20-20	1 5/8-12	1 1/4-11
29OB-24-24	1 7/8-12	1 1/2-11

SAE O-Ring Male to BSPP Female Solid



This series to be added later in 2005

Part Number	SAE	BSPP
50OB-04-04	7/16-20	1/4-19
50OB-06-04	9/16-18	1/4-19
50OB-06-06	9/16-18	3/8-19
50OB-08-06	3/4-16	3/8-19
50OB-08-08	3/4-16	1/2-14
50OB-10-08	7/8-14	1/2-14
50OB-12-08	1 1/16-12	1/2-14
50OB-12-12	1 1/16-12	3/4-14
50OB-16-12	1 5/16-12	3/4-14
50OB-16-16	1 5/16-12	1-11
50OB-20-20	1 5/8-12	1 1/4-11

JIC Male to BSPP Male (BSPP—60° Seat)



For Port Version See 10JG (pg. G3)

Part Number	JIC	BSPP
10JB-04-02	7/16-20	1/8-28
10JB-04-04	7/16-20	1/4-19
10JB-04-06	7/16-20	3/8-19
10JB-04-08	7/16-20	1/2-14
10JB-04-12	7/16-20	3/4-14
10JB-05-02	1/2-20	1/8-28
10JB-05-04	1/2-20	1/4-19
10JB-05-06	1/2-20	3/8-19
10JB-05-08	1/2-20	1/2-14
10JB-06-02	9/16-18	1/8-28
10JB-06-04	9/16-18	1/4-19
10JB-06-06	9/16-18	3/8-19
10JB-06-08	9/16-18	1/2-14
10JB-06-10	9/16-18	5/8-14
10JB-06-12	9/16-18	3/4-14
10JB-08-04	3/4-16	1/4-19
10JB-08-06	3/4-16	3/8-19
10JB-08-08	3/4-16	1/2-14
10JB-08-10	3/4-16	5/8-14
10JB-08-12	3/4-16	3/4-14
10JB-08-16	3/4-16	1-11
10JB-10-04	7/8-14	1/4-19
10JB-08-10	3/4-16	5/8-14
10JB-08-12	3/4-16	3/4-14
10JB-08-16	3/4-16	1-11
10JB-10-04	7/8-14	1/4-19
10JB-10-06	7/8-14	3/8-19
10JB-10-08	7/8-14	1/2-14
10JB-10-10	7/8-14	5/8-14
10JB-10-12	7/8-14	3/4-14
10JB-10-16	7/8-14	1-11
10JB-12-04	1 1/16-12	1/4-19
10JB-12-06	1 1/16-12	3/8-19
10JB-12-08	1 1/16-12	1/2-14
10JB-12-12	1 1/16-12	3/4-14
10JB-12-10	1 1/16-12	5/8-14
10JB-12-16	1 1/16-12	1-11

10JB series continued on next column

10JB series continued from last column



For Port Version See 10JG (pg. G3)

Part Number	JIC	BSPP
10JB-12-20	1 1/16-12	1 1/4-11
10JB-14-12	1 3/16-12	3/4-14
10JB-14-16	1 3/16-12	1-11
10JB-16-08	1 5/16-12	1/2-14
10JB-16-12	1 5/16-12	3/4-14
10JB-16-16	1 5/16-12	1-11
10JB-16-20	1 5/16-12	1 1/4-11
10JB-16-24	1 5/16-12	1 1/2-11
10JB-20-12	1 5/8-12	3/4-14
10JB-20-16	1 5/8-12	1-11
10JB-20-20	1 5/8-12	1 1/4-11
10JB-20-24	1 5/8-12	1 1/2-11
10JB-20-32	1 5/8-12	2-11
10JB-24-16	1 7/8-12	1-11
10JB-24-20	1 7/8-12	1 1/4-11
10JB-24-24	1 7/8-12	1 1/2-11
10JB-24-32	1 7/8-12	2-11
10JB-32-16	2 1/2-12	1-11
10JB-32-20	2 1/2-12	1 1/4-11
10JB-32-24	2 1/2-12	1 1/2-11
10JB-32-32	2 1/2-12	2-11

JIC Male to BSPP Dual Purpose Male (60° Seat / Captive Seal)



Part Number	JIC	BSPP
10JB-04-02-WD	7/16-20	1/8-28
10JB-04-04-WD	7/16-20	1/4-19
10JB-04-06-WD	7/16-20	3/8-19
10JB-04-08-WD	7/16-20	1/2-14
10JB-05-04-WD	1/2-20	1/4-19
10JB-05-06-WD	1/2-20	3/8-19
10JB-06-02-WD	9/16-18	1/8-28
10JB-06-04-WD	9/16-18	1/4-19
10JB-06-06-WD	9/16-18	3/8-19
10JB-06-08-WD	9/16-18	1/2-14
10JB-06-08-WD	9/16-18	1/2-14
10JB-08-04-WD	3/4-16	1/4-19
10JB-08-06-WD	3/4-16	3/8-19
10JB-08-08-WD	3/4-16	1/2-14
10JB-08-12-WD	3/4-16	3/4-14
10JB-10-06-WD	7/8-14	3/8-19
10JB-10-08-WD	7/8-14	1/2-14
10JB-10-12-WD	7/8-14	3/4-14
10JB-10-16-WD	7/8-14	1-11
10JB-12-06-WD	1 1/16-12	3/8-19
10JB-12-08-WD	1 1/16-12	1/2-14
10JB-12-12-WD	1 1/16-12	3/4-14
10JB-12-16-WD	1 1/16-12	1-11
10JB-12-20-WD	1 1/16-12	1 1/4-11
10JB-16-12-WD	1 5/16-12	3/4-14
10JB-16-16-WD	1 5/16-12	1-11
10JB-16-20-WD	1 5/16-12	1 1/4-11
10JB-20-16-WD	1 5/8-12	1-11
10JB-20-20-WD	1 5/8-12	1 1/4-11
10JB-20-24-WD	1 5/8-12	1 1/2-11
10JB-24-20-WD	1 7/8-12	1 1/4-11
10JB-24-24-WD	1 7/8-12	1 1/2-11
10JB-32-32-WD	2 1/2-12	2-11

JIC Male to BSPP Male 90° Elbow



Part Number	JIC	BSPP
19JB-04-04	7/16-20	1/4-19
19JB-06-04	9/16-18	1/4-19
19JB-06-06	9/16-18	3/8-19
19JB-08-06	3/4-16	3/8-19
19JB-08-08	3/4-16	1/2-14
19JB-10-08	7/8-14	1/2-14
19JB-10-10	7/8-14	5/8-14
19JB-12-12	1 1/16-12	3/4-14
19JB-16-12	1 5/16-12	3/4-14
19JB-16-16	1 5/16-12	1-11
19JB-20-20	1 5/8-12	1 1/4-11

JIC Male to BSPP Female Swivel



Part Number	JIC	BSPP
20JB-04-02	7/16-20	1/8-28
20JB-04-04	7/16-20	1/4-19
20JB-04-06	7/16-20	3/8-19
20JB-04-08	7/16-20	1/2-14
20JB-05-02	1/2-20	1/8-28
20JB-05-04	1/2-20	1/4-19
20JB-05-06	1/2-20	3/8-19
20JB-06-04	9/16-18	1/4-19
20JB-06-06	9/16-18	3/8-19
20JB-06-08	9/16-18	1/2-14
20JB-08-04	3/4-16	1/4-19
20JB-08-06	3/4-16	3/8-19
20JB-08-08	3/4-16	1/2-14
20JB-08-10	3/4-16	5/8-14
20JB-08-12	3/4-16	3/4-14
20JB-10-06	7/8-14	3/8-19
20JB-10-08	7/8-14	1/2-14
20JB-10-10	7/8-14	5/8-14
20JB-10-12	7/8-14	3/4-14
20JB-12-08	1 1/16-12	1/2-14

20JB series continued next column

20JB series continued from last column



Part Number	JIC	BSPP
20JB-12-12	1 1/16-12	3/4-14
20JB-12-16	1 1/16-12	1-11
20JB-16-12	1 5/16-12	3/4-14
20JB-16-16	1 5/16-12	1-11
20JB-20-16	1 5/8-12	1-11
20JB-20-20	1 5/8-12	1 1/4-11
20JB-24-20	1 7/8-12	1-11
20JB-24-24	1 7/8-12	1 1/2-11
20JB-32-32	2-12	2-11

JIC Male to BSPP Female Swivel 45° Elbow



Part Number	JIC	BSPP
24JB-04-04	7/16-20	1/4-19
24JB-06-06	9/16-18	3/8-19
24JB-08-08	3/4-16	1/2-14
24JB-10-10	7/8-14	5/8-14
24JB-12-12	1 1/16-12	3/4-14
24JB-16-16	1 5/16-12	1-11

JIC Male to BSPP Female Swivel 45° Swept Elbow (Tube Type)



Part Number	JIC	BSPP
24JB-04-04-T	7/16-20	1/4-19
24JB-06-06-T	9/16-18	3/8-19
24JB-08-08-T	3/4-16	1/2-14
24JB-12-12-T	1 1/16-12	3/4-14

JIC Male to BSPP Female Swivel 45° Elbow




Part Number	JIC	BSPP
29JB-04-04	7/16-20	1/4-19
29JB-06-06	9/16-18	3/8-19
29JB-08-06	3/4-16	3/8-19
29JB-08-08	3/4-16	1/2-14
29JB-10-10	7/8-14	5/8-14
29JB-12-12	1 1/16-12	3/4-14
29JB-16-16	1 5/16-12	1-11

JIC Male to BSPP Female Swivel 90° Swept Elbow (Tube Type)



Part Number	JIC	BSPP
29JB-04-04-T	7/16-20	1/4-19
29JB-06-06-T	9/16-18	3/8-19
29JB-08-08-T	3/4-16	1/2-14
29JB-10-10-T	7/8-14	5/8-14
29JB-12-12-T	1 1/16-12	3/4-14
29JB-16-16-T	1 5/16-12	1-11
29JB-20-20-T	1 5/8-12	1 1/4-11
29JB-24-24-T	1 7/8-12	1 1/2-11

BSPP Male to JIC Female Swivel



Part Number	BSPP	JIC
20BJ-02-04	1/8-28	7/16-20
20BJ-02-06	1/8-28	9/16-18
20BJ-04-04	1/4-19	7/16-20
20BJ-04-05	1/4-19	1/2-20
20BJ-04-06	1/4-19	9/16-18
20BJ-04-08	1/4-19	3/4-16
20BJ-06-04	3/8-19	7/16-20
20BJ-06-06	3/8-19	9/16-18
20BJ-06-08	3/8-19	3/4-16

20BJ series continued next page

BSPP Male to JIC Female Swivel



20BJ series continued from last page

Part Number	BSPP	JIC
20BJ-06-10	3/8-19	7/8-14
20BJ-08-04	1/2-14	7/16-20
20BJ-08-06	1/2-14	9/16-18
20BJ-08-08	1/2-14	3/4-16
20BJ-08-10	1/2-14	7/8-14
20BJ-08-12	1/2-14	1 1/16-12
20BJ-10-10	5/8-14	7/8-14
20BJ-12-12	3/4-14	1 1/16-12
20BJ-12-08	3/4-14	3/4-16
20BJ-12-10	3/4-14	7/8-14
20BJ-12-12	3/4-14	1 1/16-12
20BJ-12-16	3/4-14	1 5/16-12
20BJ-16-12	1-11	1 1/16-12
20BJ-16-16	1-11	1 5/16-12
20BJ-20-20	1 1/4-11	1 5/8-12
20BJ-20-24	1 1/4-11	1 7/8-12
20BJ-24-24	1 1/2-11	1 7/8-12
20BJ-32-32	2-11	2-11

BSPP Dual Purpose Male to JIC Female Swivel (BSPP-60° Seat / Captive Seal)



This series quoted upon request

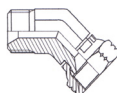
Part Number	BSPP	JIC
20BJ-02-04-WD	1/8-28	7/16-20
20BJ-04-04-WD	1/4-19	7/16-20
20BJ-04-05-WD	1/4-19	1/2-20
20BJ-04-06-WD	1/4-19	9/16-18
20BJ-04-08-WD	1/4-19	3/4-16
20BJ-06-04-WD	3/8-19	7/16-20
20BJ-06-06-WD	3/8-19	9/16-18
20BJ-06-08-WD	3/8-19	3/4-16
20BJ-08-06-WD	1/2-14	9/16-18
20BJ-08-08-WD	1/2-14	3/4-16
20BJ-08-10-WD	1/2-14	7/8-14

20BJ-WD series continued next column

20BJ-WD series continued from last column



BSPP Male to Female JIC Swivel 45° Elbow



This series quoted upon request

Part Number	BSPP	JIC
24BJ-04-04	1/4-19	7/16-20
24BJ-06-06	3/8-19	9/16-18
24BJ-08-08	1/2-14	3/4-16
24BJ-10-10	5/8-14	7/8-14
24BJ-12-12	3/4-14	1 1/16-12
24BJ-16-16	1-11	1 5/16-12

BSPP Male to Female JIC Swivel 90° Elbow



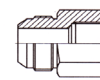

Part Number	BSPP	JIC
29BJ-02-04	1/8-28	7/16-20
29BJ-04-04	1/4-19	7/16-20
29BJ-06-06	3/8-19	9/16-18
29BJ-08-08	1/2-14	3/4-16
29BJ-10-10	5/8-14	7/8-14
29BJ-12-12	3/4-14	1 1/16-12
29BJ-16-16	1-11	1 5/16-12

JIC Female Swivel to BSPP Female Swivel



Part Number	JIC	BSPP
30JB-04-04	7/16-20	1/4-19
30JB-04-06	7/16-20	3/8-19
30JB-05-04	1/2-20	1/4-19
30JB-06-04	9/16-18	1/4-19
30JB-06-06	9/16-18	3/8-19
30JB-06-08	9/16-18	1/2-14
30JB-08-06	3/4-16	3/8-19
30JB-08-08	3/4-16	1/2-14
30JB-08-12	3/4-16	1/2-14
30JB-10-06	7/8-14	3/8-19
30JB-10-08	7/8-14	1/2-14
30JB-10-10	7/8-14	5/8-14
30JB-12-08	1 1/16-12	1/2-14
30JB-12-12	1 1/16-12	3/4-14
30JB-16-16	1 5/16-12	1-11
30JB-20-20	1 5/8-12	1 1/4-11

JIC Male to BSPP Female Solid



Part Number	JIC	BSPP
50JB-04-02	7/16-20	1/8-28
50JB-04-04	7/16-20	1/4-19
50JB-04-06	7/16-20	3/8-19
50JB-04-08	7/16-20	1/2-14
50JB-06-04	9/16-18	1/4-19
50JB-06-06	9/16-18	3/8-19
50JB-06-08	9/16-18	1/2-14
50JB-06-10	9/16-18	5/8-14
50JB-08-04	3/4-16	1/4-19
50JB-08-06	3/4-16	3/8-19
50JB-08-08	3/4-16	1/2-14
50JB-08-10	3/4-16	5/8-14
50JB-08-12	3/4-16	3/4-14
50JB-10-08	7/8-14	1/2-14
50JB-10-10	7/8-14	5/8-14

50JB series continued next page

BSPP Female Solid to JIC Female Swivel

50JB series continued from last page



10FB series continued from last column



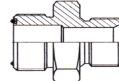
This series quoted upon request

Part Number	JIC	BSPP
50JB-10-12	7/8-14	3/4-14
50JB-12-08	1 1/16-12	1/2-14
50JB-12-10	1 1/16-12	5/8-14
50JB-12-12	1 1/16-12	3/4-14
50JB-12-16	1 1/16-12	1-11
50JB-16-12	1 5/16-12	3/4-14
50JB-16-16	1 5/16-12	1-11
50JB-20-16	1 5/8-12	1-11
50JB-20-20	1 5/8-12	1 1/4-11
50JB-20-24	1 5/8-12	1 1/2-11
50JB-24-20	1 7/8-12	1 1/4-11
50JB-24-24	1 7/8-12	1 1/2-11
50JB-24-32	1 7/8-12	2-11
50JB-32-32	2 1/2-12	2-11

Part Number	BSPP	JIC
70BJ-04-04-S	1/4-19	7/16-20
70BJ-04-05-S	1/4-19	1/2-20
70BJ-06-06-S	3/8-19	9/16-18
70BJ-08-08-S	1/2-14	3/4-16
70BJ-08-10-S	1/2-14	5/8-14
70BJ-12-12-S	3/4-14	1 1/16-12
70BJ-16-16-S	1-11	1 5/16-12
70BJ-20-20-S	1 1/4-11	1 5/8-12
70BJ-24-24-S	1 1/2-11	1 7/8-12

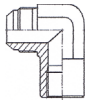
Part Number	ORFS	BSPP
10FB-16-12	17/16-12	1-11
10FB-16-16	17/16-12	1 1/4-11
10FB-20-16	1 11/16-12	1-11
10FB-20-20	1 11/16-12	1 1/4-11
10FB-20-24	1 11/16-12	1 1/2-11
10FB-24-24	2-12	1 1/2-11

ORFS Male to BSPP Male (60° Seat)



For BSPP Port Version (Washer / O-Ring) see 10FG (pg. G4)

JIC Male to BSPP Female Solid 90° Elbow

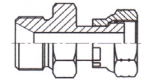


This series quoted upon request

Part Number	JIC	BSPP
59JB-04-04	7/16-20	1/4-19
59JB-05-04	1/2-20	1/4-19
59JB-06-04	9/16-18	1/4-19
59JB-06-06	9/16-18	3/8-19
59JB-06-08	9/16-18	1/2-14
59JB-08-04	3/4-16	1/4-19
59JB-08-06	3/4-16	3/8-19
59JB-08-08	3/4-16	1/2-14
59JB-10-08	7/8-14	1/2-14
59JB-10-12	7/8-14	3/4-14
59JB-12-08	1 1/16-12	1/2-14
59JB-12-12	1 1/16-12	3/4-14
59JB-16-12	1 5/16-12	3/4-14
59JB-16-16	1 5/16-12	1-11

Part Number	ORFS	BSPP
10FB-04-02	9/16-18	1/8-28
10FB-04-04	9/16-18	1/4-19
10FB-04-06	9/16-18	3/8-19
10FB-04-08	9/16-18	1/2-14
10FB-06-04	1 1/16-16	1/4-19
10FB-06-06	1 1/16-16	3/8-19
10FB-06-08	1 1/16-16	1/2-14
10FB-08-04	13/16-16	1/4-19
10FB-08-06	13/16-16	3/8-19
10FB-08-08	13/16-16	1/2-14
10FB-08-12	13/16-16	3/4-14
10FB-10-06	1-14	3/8-19
10FB-10-08	1-14	1/2-14
10FB-10-12	1-14	3/4-14
10FB-10-16	1-14	1-11
10FB-12-08	13/16-12	1/2-14
10FB-12-10	13/16-12	5/8-14
10FB-12-12	13/16-12	3/4-14
10FB-12-16	13/16-12	1-11
10FB-12-20	13/16-12	1 1/4-11

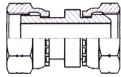
BSPP Male to ORFS Female Swivel



Part Number	BSPP	ORFS
20BF-04-04	1/4-19	9/16-18
20BF-04-06	1/4-19	1 1/16-16
20BF-06-06	3/8-19	1 1/16-16
20BF-06-08	3/8-19	13/16-16
20BF-08-06	1/2-14	1 1/16-16
20BF-08-08	1/2-14	13/16-16
20BF-08-10	1/2-14	1-14
20BF-10-10	5/8-14	1-14
20BF-12-10	3/4-14	1-14
20BF-12-12	3/4-14	13/16-12
20BF-12-16	3/4-14	17/16-12
20BF-12-20	3/4-14	1 11/16-12
20BF-16-12	1-11	13/16-12
20BF-16-16	1-11	17/16-12
20BF-16-12	1-11	13/16-12
20BF-16-16	1-11	17/16-12
20BF-20-16	1 1/4-11	17/16-12
20BF-20-20	1 1/4-11	1 11/16-12
20BF-20-16	1 1/4-11	1 11/16-12
20BF-24-24	1 1/2-11	2-12

10FB series continued next column

ORFS Female Swivel to BSPP Female Swivel



This series quoted upon request

Part Number	ORFS	BSPP
30FB-04-04	9/16-18	1/4-19
30FB-06-06	11/16-16	3/8-19
30FB-08-08	13/16-16	1/2-14
30FB-10-12	1-14	3/4-14
30FB-12-12	1 3/16-12	3/4-14
30FB-16-16	1 7/16-12	1-11

BSPP Male to Metric Male (Both with 60° Seats)



Part Number	BSPP	MM
10BM-02-10	1/8-28	10X1.0
10BM-02-12	1/8-28	12X1.5
10BM-02-12A	1/8-28	12X1.0
10BM-04-10	1/4-19	10X1.0
10BM-04-12	1/4-19	12X1.5
10BM-04-12A	1/4-19	12X1.0
10BM-04-14	1/4-19	14X1.5
10BM-04-16	1/4-19	16X1.5
10BM-04-18	1/4-19	18X1.5
10BM-06-10	3/8-19	10X1.5
10BM-06-12	3/8-19	12X1.5
10BM-06-14	3/8-19	14X1.5
10BM-06-16	3/8-19	16X1.5
10BM-06-18	3/8-19	18X1.5
10BM-06-20	3/8-19	20X1.5
10BM-06-22	3/8-19	22X1.5
10BM-08-14	1/2-14	14X1.5
10BM-08-16	1/2-14	16X1.5
10BM-08-18	1/2-14	18X1.5
10BM-08-20	1/2-14	20X1.5
10BM-08-22	1/2-14	22X1.5
10BM-08-24	1/2-14	24X1.5
10BM-08-26	1/2-14	26X1.5
10BM-08-27D	1/2-14	27X1.5
10BM-08-30	1/2-14	30X2.0

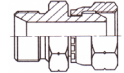
10BM series continued next column

10BM series continued from last column



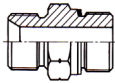
Part Number	BSPP	MM
10BM-10-22	5/8-14	22X1.5
10BM-10-26	5/8-14	26X1.5
10BM-12-18	3/4-14	18X1.5
10BM-12-20	3/4-14	20X1.5
10BM-12-22	3/4-14	22X1.5
10BM-12-24	3/4-14	24X1.5
10BM-12-26	3/4-14	26X1.5
10BM-12-27	3/4-14	27X2.0
10BM-12-27D	3/4-14	27X1.5
10BM-12-30	3/4-14	30X2.0
10BM-12-30D	3/4-14	30X1.5
10BM-16-14	1-11	14X1.5
10BM-16-22	1-11	22X1.5
10BM-16-26	1-11	26X1.5
10BM-16-30	1-11	30X2.0
10BM-16-30D	1-11	30X1.5
10BM-16-33	1-11	33x2.0
10BM-16-38	1-11	38X2.0
10BM-16-38D	1-11	38X1.5
10BM-20-38	1 1/4-11	38X2.0
10BM-20-38D	1 1/4-11	38x1.5
10BM-20-45	1 1/4-11	45x2.0
10BM-20-45D	1 1/4-11	45x1.5
10BM-24-38	1 1/2-11	38x2.0
10BM-24-38D	1 1/2-11	38x1.5
10BM-24-45	1 1/2-11	45x2.0
10BM-24-45D	1 1/2-11	45x1.5
10BM-24-52	1 1/2-11	52x2.0
10BM-24-52D	1 1/2-11	52x1.5

Metric Male to BSPP Female Swivel (Both with 60° Seats)



Part Number	MM	BSPP
20MB-12-04	12X1.5	1/4-19
20MB-14-04	14x1.5	1/4-19
20MB-14-06	14x1.5	3/8-19
20MB-14-08	14x1.5	1/2-14
20MB-16-04	16x1.5	1/4-19
20MB-16-06	16x1.5	3/8-19
20MB-16-08	16x1.5	1/2-14
20MB-16-12	16x1.5	3/4-14
20MB-18-06	18x1.5	3/8-19
20MB-18-08	18x1.5	1/2-14
20MB-20-06	20x1.5	3/8-19
20MB-20-08	20x1.5	1/2-14
20MB-20-12	20x1.5	3/4-14
20MB-22-06	22x1.5	3/8-19
20MB-22-08	22x1.5	1/2-14
20MB-22-12	22x1.5	3/4-14
20MB-26-06	26x1.5	3/8-19
20MB-26-08	26x1.5	1/2-14
20MB-26-12	26x1.5	3/4-14
20MB-30-06	30x2.0	3/8-19
20MB-30D-06	30x1.5	3/8-19
20MB-30-08	30x2.0	1/2-14
20MB-30D-08	30x1.5	1/2-14

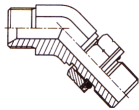
BSPP Male to Metric Port Male (Washer / O-Ring)



This series quoted upon request

Part Number	BSPP	Metric
10BH-02-10	1/8-28	10x1.0
10BH-02-12	1/8-28	12x1.5
10BH-04-12	1/4-19	12x1.5
10BH-04-14	1/4-19	14x1.5
10BH-04-16	1/4-19	16x1.5
10BH-06-14	3/8-19	14x1.5
10BH-06-16	3/8-19	16x1.5
10BH-06-18	3/8-19	18x1.5
10BH-08-18	1/2-14	18x1.5
10BH-08-20	1/2-14	20x1.5
10BH-08-22	1/2-14	22x1.5
10BH-10-22	5/8-14	22x1.5
10BH-12-16	3/4-14	16x1.5
10BH-12-22	3/4-14	22x1.5
10BH-12-27	3/4-14	27x2.0
10BH-16-27	1-11	27x2.0
10BH-16-33	1-11	33x2.0
10BH-20-42	1 1/4-11	42x2.0
10BH-24-48	1 1/2-11	48x2.0

BSPP Male to Metric Port Male (Nut / Washer / O-Ring)



This series quoted upon request

Part Number	BSPP	Metric
14BH-02-10	1/8-28	10x1.0
14BH-02-12	1/8-28	12x1.5
14BH-04-12	1/4-19	12x1.5
14BH-04-14	1/4-19	14x1.5
14BH-04-16	1/4-19	16x1.5
14BH-06-14	3/8-19	14x1.5
14BH-06-16	3/8-19	16x1.5
14BH-06-18	3/8-19	18x1.5
14BH-08-18	1/2-14	18x1.5
14BH-08-20	1/2-14	20x1.5
14BH-08-22	1/2-14	22x1.5
14BH-10-22	5/8-14	22x1.5

14BH series continued next column

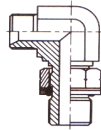
14BH series continued from last column



This series quoted upon request

Part Number	BSPP	Metric
14BH-12-22	3/4-14	22x1.5
14BH-12-27	3/4-14	27x2.0
14BH-16-27	1-11	27x2.0
14BH-16-33	1-11	33x2.0
14BH-20-42	1 1/4-11	42x2.0
14BH-24-48	1 1/2-11	48x2.0

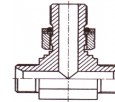
BSPP Male to Metric Port Male Adjustable 90° Elbow (Nut / Washer / O-Ring)



This series quoted upon request

Part Number	BSPP	Metric
19BH-02-10	1/8-28	10x1.0
19BH-02-12	1/8-28	12x1.5
19BH-04-12	1/4-19	12x1.5
19BH-04-14	1/4-19	14x1.5
19BH-04-16	1/4-19	16x1.5
19BH-06-14	3/8-19	14x1.5
19BH-06-16	3/8-19	16x1.5
19BH-06-18	3/8-19	18x1.5
19BH-08-18	1/2-14	18x1.5
19BH-08-20	1/2-14	20x1.5
19BH-08-22	1/2-14	22x1.5
19BH-10-20	5/8-14	20x1.5
19BH-10-22	5/8-14	22x1.5
19BH-12-22	3/4-14	22x1.5
19BH-12-26	3/4-14	26x1.5
19BH-12-27	3/4-14	27x2.0
19BH-16-27	1-11	27x2.0
19BH-16-33	1-11	33x2.0
19BH-20-42	1 1/4-11	42x2.0
19BH-24-48	1 1/2-11	48x2.0

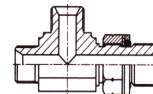
BSPP Male to Metric Port Male Adjustable Branch Tee



This series quoted upon request

Part Number	BSPP	BSPP	Metric
ABBH-02-02-10	1/8-28	1/8-28	10x1.0
ABBH-02-02-12	1/8-28	1/8-28	12x1.5
ABBH-04-04-12	1/4-19	1/4-19	12x1.5
ABBH-04-04-14	1/4-19	1/4-19	14x1.5
ABBH-04-04-16	1/4-19	1/4-19	16x1.5
ABBH-06-06-14	3/8-19	3/8-19	14x1.5
ABBH-06-06-16	3/8-19	3/8-19	16x1.5
ABBH-06-06-18	3/8-19	3/8-19	18x1.5
ABBH-08-08-18	1/2-14	1/2-14	18x1.5
ABBH-08-08-20	1/2-14	1/2-14	20x1.5
ABBH-08-08-22	1/2-14	1/2-14	22x1.5
ABBH-10-10-22	5/8-14	5/8-14	22x1.5
ABBH-12-12-27	3/4-14	3/4-14	27x2.0
ABBH-16-16-33	1-11	1-11	33x2.0
ABBH-20-20-42	1 1/4-11	1 1/4-11	42x2.0
ABBH-24-24-48	1 1/2-11	1 1/2-11	48x2.0

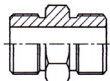
BSPP Male to Metric Port Male Adjustable Run Tee (Nut / Washer / O-Ring)



This series quoted upon request

Part Number	BSPP	Metric	BSPP
ABHB-02-10-02	1/8-28	10x1.0	1/8-28
ABHB-02-12-02	1/8-28	12x1.5	1/8-28
ABHB-04-12-04	1/4-19	12x1.5	1/4-19
ABHB-04-14-04	1/4-19	14x1.5	1/4-19
ABHB-04-16-04	1/4-19	16x1.5	1/4-19
ABHB-06-14-06	3/8-19	14x1.5	3/8-19
ABHB-06-16-06	3/8-19	16x1.5	3/8-19
ABHB-06-18-06	3/8-19	18x1.5	3/8-19
ABHB-08-18-08	1/2-14	18x1.5	1/2-14
ABHB-08-20-08	1/2-14	20x1.5	1/2-14
ABHB-08-22-08	1/2-14	22x1.5	1/2-14
ABHB-10-22-10	5/8-14	22x1.5	5/8-14
ABHB-12-27-12	3/4-14	27x2.0	3/4-14
ABHB-16-33-16	1-11	33x2.0	1-11
ABHB-20-42-20	1 1/4-11	42x2.0	1 1/4-11
ABHB-24-48-24	1 1/2-11	48x2.0	1 1/2-11

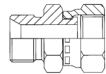
BSPP Male "Flat Face"* Union



This series quoted upon request

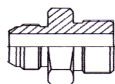
Part Number	BFF	BFF
10BB-02-02-FF	1/8-28	1/8-28
10BB-04-04-FF	1/4-19	1/4-19
10BB-06-06-FF	3/8-19	3/8-19
10BB-08-08-FF	1/2-14	1/2-14
10BB-12-12-FF	3/4-14	3/4-14
10BB-16-16-FF	1-11	1-11
10BB-20-20-FF	1¼-11	1¼-11
10BB-24-24-FF	1½-11	1½-11
10BB-32-32-FF	2-11	2-11

BSPP Male (60° Seat) to BSPP "Flat Face"* Female



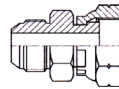

Part Number	BSPP	BFF
20BB-02-04-F	1/8-28	1/4-19
20BB-04-04-F	1/4-19	1/4-19
20BB-04-06-F	1/4-19	3/8-19
20BB-06-04-F	3/8-19	1/4-19
20BB-06-06-F	3/8-19	3/8-19
20BB-06-08-F	3/8-19	1/2-14
20BB-08-08-F	1/2-14	1/2-14
20BB-12-12-F	3/4-14	3/4-14
20BB-16-16-F	1-11	1-11
20BB-16-20-F	1-11	1¼-11

JIC Male to BSPP Male "Flat Face"*



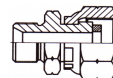
Part Number	JIC	BFF
10JB-06-06-F	9/16-18	3/8-19
10JB-08-08-F	3/4-16	1/2-14
10JB-10-10-F	7/8-14	5/8-14
10JB-12-12-F	1 1/16-12	3/4-14

JIC Male to BSPP Male "Flat Face"*



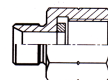
Part Number	JIC	BFF
20JB-06-06-F	9/16-18	3/8-19
20JB-06-08-F	9/16-18	1/2-14
20JB-08-08-F	3/4-16	1/2-14
20JB-08-12-F	3/4-16	3/4-14
20JB-10-10-F	7/8-14	5/8-14
20JB-10-12-F	7/8-14	3/4-14
20JB-12-12-F	1 1/16-12	3/4-14

BSPP Male to BSPP Female Gauge Connection Swivel



Part Number	BSPP	BSPP-G
20BB-02-04-G	1/8-28	1/4-19
20BB-04-04-G	1/4-19	1/4-19
20BB-04-08-G	1/4-19	1/2-14
20BB-06-04-G	3/8-19	1/4-19
20BB-08-04-G	1/2-14	1/4-19
20BB-08-08-G	1/2-14	1/2-14

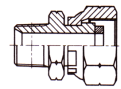
BSPP Male to BSPP Female Gauge Connection Solid



Part Number	BSPP	BSPP-G
50BB-04-04-G	1/4-19	1/4-19
50BB-06-04-G	3/8-19	1/4-19
50BB-06-08-G	3/8-19	1/2-14
50BB-08-08-G	1/2-14	1/2-14

* These Male BSPP "Flat Face" Connections use gasket seal, not an O-Ring. BSPP "Flat Face" Females will mate with either type.

BSPT Male to BSPP Female Gauge Connection Swivel



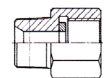

Part Number	BSPP	BSPP-G
20TB-02-04-G	1/8-28	1/4-19
20TB-04-04-G	1/4-19	1/4-19
20TB-04-08-G	1/4-19	1/2-14
20TB-06-04-G	3/8-19	1/4-19
20TB-08-04-G	1/2-14	1/4-19
20TB-08-08-G	1/2-14	1/2-14

NPT Male to BSPP Female Gauge Connection Swivel



Part Number	NPT	BSPP-G
20NB-02-04-G	1/8-27	1/4-19
20NB-04-04-G	1/4-18	1/4-19
20NB-04-08-G	1/4-18	1/2-14
20NB-06-04-G	3/8-18	1/4-19
20NB-06-08-G	3/8-18	1/2-14
20NB-08-04-G	1/2-14	1/4-19
20NB-08-08-G	1/2-14	1/2-14

NPT Male to BSPP Female Gauge Connection Solid



Part Number	NPT	BSPP-G
50NB-04-04-G	1/4-18	1/4-19
50NB-06-04-G	3/8-18	1/4-19
50NB-06-08-G	3/8-18	1/2-14
50NB-08-08-G	1/2-14	1/2-14

Also available—quoted upon request

- 24BB-G BSPP Male to BSPP Fem Gauge 45°
- 29BB-G BSPP Male to BSPP Fem Gauge 90°
- 24TB-G BSPT Male to BSPP Fem Gauge 45°
- 29TB-G BSPT Male to BSPP Fem Gauge 90°
- 50JB-G JIC Male to BSPP Female Gauge
- 59JB-G JIC Male to BSPP Female Gauge